






























CATÁLOGO GERAL



ALELUIA CERÂMICAS

SYMBOLS

Símbolos . Symboles . Symbole . Símbolos

	<b>WALL &amp; FLOOR / PORCELAIN TILES</b> Revestimento e Pavimento / Porcelanato . Revêtements & Carreaux de Sol / Grès Cérame Wand & Boden / Feinsteinzeug . Revestimiento y Pavimento / Porcelánico
	<b>WALL / WALL TILES</b> Revestimento . Revêtements Wandfliesen . Revestimiento
	<b>WALL &amp; FLOOR / GLAZED TILES</b> Revestimento e Pavimento / Pavimento em Grés . Revêtements & Carreaux de Sol / Sol en Grès Wand & Boden / Bodenfliesen aus Steinzeug . Revestimiento y Pavimento / Pavimento en Gres
	<b>UNGLAZED FULL BODY PORCELAIN</b> Porcelanato Extrudido não esmaltado toda massa . Grés Cérame Étré non émaillé pleine masse Unglasiertes Feinsteinzeug . Porcelánico toda masa
	<b>HAND PAINTING</b> Pintura Manual . Peinture Manuelle Handmalerei . Pintura Manual
	<b>THICKNESS</b> Espessura . Épaisseur Dicke . Espesor
	<b>DECORATIONS SOLD PER SQM</b> Decorações vendidas ao M² . Décorations vendu au M² Dekorationen verkauft pro M² . Decoraciones vendidas al M²
	<b>NET GLUED PIECES</b> Peças coladas em rede . Pièces collées sur réseau Stücke auf Netz geklebt . Piezas pegadas en red
	<b>UNIFORM APPEARANCE</b> Uniforme . Uniforme Einheitlich . Uniforme
	<b>SLIGHT VARIATION</b> Variação Ligeira . Légère Variation Leichte Abweichung . Variación Ligera
	<b>MODERATE VARIATION</b> Variação Moderada . Variation Modérée Mäßige Abweichung . Variación Moderada
	<b>STRONG VARIATION</b> Variação Forte . Forte Variation Starke Abweichung . Variación Fuerte
	<b>MATTE</b> Mate . Mat Matt . Mate
	<b>SHINE</b> Brilho . Brillant Glanz . Brillo
	<b>MATTE/SHINE</b> Mate/Brilho . Matte/Brillant Matt/Glanz . Mate/Brillo
	<b>SATIN</b> Acetinado . Satin Satin . Satin
	<b>HONED</b> Amaciado . Adoucie Soft . Apomazado
	<b>POLISHED</b> Polido . Poli Poliert . Pulido
	<b>NATURAL (MATTE)</b> Natural (Mate) . Naturel (Matte) Natural (Matt) . Natural (Mate)
	<b>NATURAL (MATTE/SHINE)</b> Natural (Mate/Brilho) . Naturel (Matte/Brillant) Natural (Matt/Glanz) . Natural (Mate/Brillo)
	<b>NATURAL (SHINE)</b> Natural (Brilho) . Naturel (Brillant) Natural (Glanz) . Natural (Brillo)
	<b>SEMI-POLISHED (MATTE)</b> Semi-polido (Mate) . Semi-poli (Matte) Anpoliert (Matt) . Semi-pulido (Mate)
	<b>SEMI-POLISHED (MATTE/SHINE)</b> Semi-polido (Mate/Brilho) . Semi-poli (Matte/Brillant) Anpoliert (Matt/Glanz) . Semi-pulido (Mate/Brillo)
	<b>SEMI-POLISHED (SHINE)</b> Semi-polido (Brilho) . Semi-poli (Brillant) Anpoliert (Glanz) . Semi-pulido (Brillo)
	<b>ANTI-SLIP</b> Antiderrapante . Antidérapant Rutschfest . Antideslizante
	<b>HAMMERED</b> Bujardado . Martelé Gehämmert . Bujardado
	<b>RECTIFIED</b> Retificado . Rectifié . Rektifiziert . Rectificado



ALELUIA CERÂMICAS





# Since 1905

**Founded in 1905 and with over one hundred years of activity, Aleluia is now a technologically advanced company, accumulating experience that provides a product of excellence, following the highest quality standards at an international level.**

Fundada em 1905 e com mais de cem anos de atividade, a Aleluia é hoje uma empresa tecnologicamente avançada, acumulando uma experiência que permite oferecer um produto de excelência, de acordo com os mais elevados padrões de qualidade a nível internacional.

Aleluia wurde 1905 gegründet und ist seit über einhundert Jahren im Geschäft. Heute ist Aleluia ein fortschrittliches technologisches Unternehmen, das Erfahrung sammelt und ein Spitzenprodukt bietet, in Abstimmung mit den höchsten Qualitätsstandards auf internationaler Ebene.

Fondée en 1905 et avec plus de cent ans d'activité, Aleluia est aujourd'hui une entreprise technologiquement avancée, accumulant une expérience qui nous permet d'offrir un excellent produit, selon les plus hauts standards de qualité internationale.

Fundada en 1905 y con más de cien años de actividad, el Aleluia es hoy una empresa tecnológicamente avanzada, acumulando una experiencia que le permite ofrecer un producto de excelencia, según los más altos estándares de calidad a nivel internacional.





ABBEY	434
ÁGUEDA	238
ALPE	68
ARABESQUE	286
AVENUE	76

ABBEY	434
ÁGUEDA	238
ALPE	68
ARABESQUE	286
AVENUE	76

BACKSTAGE (NEW)	12
BALANCE	214
BLACK CODE (NEW)	412
BOSCO	112
BOULEVARD	30
BRANCOS	396

BACKSTAGE (NEW)	12
BALANCE	214
BLACK CODE (NEW)	412
BOSCO	112
BOULEVARD	30
BRANCOS	396

CALÇADA	240
CASTLE	126
CHROMA (NEW)	250
CITIZEN	372
COLOR ART	418
CONCRETE	38

CALÇADA	240
CASTLE	126
CHROMA (NEW)	250
CITIZEN	372
COLOR ART	418
CONCRETE	38

DANDY (NEW)	244
DECK	134
DETROIT	294
DUNE	314

DANDY (NEW)	244
DECK	134
DETROIT	294
DUNE	314

ESSENCE 348

ESSENCE 348

FEEL	358
FOCUS	96

FEEL	358
FOCUS	96

GRANIT 232

GRANIT 232

HOME 326

HOME 326

INDUSTRIAL 450

INDUSTRIAL 450

KERABRILLE	456
KOMPACT	20
KREA	84

KERABRILLE	456
KOMPACT	20
KREA	84

LIV'IN	302
LUMBER	120

LIV'IN	302
LUMBER	120

MINIMAL	390
MOORISH	430
MUSE (NEW)	140
MUSTANG SLATE	196

MINIMAL	390
MOORISH	430
MUSE (NEW)	140
MUSTANG SLATE	196

NATURA KALACATA	152
NATURA TRAVERTINO	158
NEW ZELLIGE	276
NOBLE (NEW)	106

NATURA KALACATA	152
NATURA TRAVERTINO	158
NEW ZELLIGE	276
NOBLE (NEW)	106

OCEAN	230
OSLO (NEW)	100

OCEAN	230
OSLO (NEW)	100

PIAZEN	176
PLASTER	46

PIAZEN	176
PLASTER	46

RAW (NEW)	342
RENOVATION	440
ROCK	190
RÚSTICO	338

RAW (NEW)	342
RENOVATION	440
ROCK	190
RÚSTICO	338

SANDSTONE	384
SCALES	290
SERENA (NEW)	224
SIGNATURE (NEW)	406
SOFTLINE	378
STONE AGE (NEW)	162
STUDIO	52

SANDSTONE	384
SCALES	290
SERENA (NEW)	224
SIGNATURE (NEW)	406
SOFTLINE	378
STONE AGE (NEW)	162
STUDIO	52

TANGRAM	424
TECHNICAL	444
TERRA 1.4 (NEW)	332
TOUCH	320

TANGRAM	424
TECHNICAL	444
TERRA 1.4 (NEW)	332
TOUCH	320

URBAN ATELIER	264
URBAN STONE	204

URBAN ATELIER	264
URBAN STONE	204

VALLE	62
-------	----

VALLE 62

X-TREME (NEW) 364

X-TREME (NEW) 364

INDEX BY LOOK	6
INDEX BY FORMAT	8
TECHNICAL DATA	468
SLIP RESISTANCE	476
WALLPEC AND UPEC CERTIFICATION	482
APPLICATION AND USE	486
PACKAGING	491





INDEX BY LOOK

INDEX BY LOOK

CEMENT		WOOD		MARBLE & STONE		COLOUR & DESIGN		ARCHITECTURE		ARTISAN		KERATEC		TECHNICAL GUIDE	
BACKSTAGE (NEW)	12	OSLO (NEW)	100	MUSE (NEW)	140	DANDY (NEW)	244	RAW (NEW)	342	SIGNATURE (NEW)	406	RENOVATION	440	TECHNICAL DATA	470
KOMPACT	20	NOBLE (NEW)	106	NATURA KALACATA	152	CHROMA (NEW)	250	ESSENCE	348	BLACK CODE (NEW)	412	TECHNICAL	444	SLIP RESISTANCE	476
BOULEVARD	30	BOSCO	112	NATURA TRAVERTINO	158	URBAN ATELIER	264	FEEL	358	COLOR ART	418	INDUSTRIAL	450	WALLPEC	482
CONCRETE	38	LUMBER	120	STONE AGE (NEW)	162	NEW ZELLIGE	276	X-TREME (NEW)	364	TANGRAM	424	KERABRAILLE	456	UPEC	483
PLASTER	46	CASTLE	126	PIAZEN	176	ARABESQUE	286	CITIZEN	372	MOORISH	430			APPLICATION AND USE	486
STUDIO	52	DECK	134	ROCK	190	SCALES	290	SOFTLINE	378	ABBAY	434			PACKAGING	491
VALLE	62			MUSTANG SLATE	196	DETROIT	294	SANDSTONE	384						
ALPE	68			URBAN STONE	204	LIV'IN	302	MINIMAL	390						
AVENUE	76			BALANCE	214	DUNE	314	BRANCOS	396						
KREA	84			SERENA (NEW)	224	TOUCH	320								
FOCUS	96			OCEAN	230	HOME	326								
				GRANIT	232	TERRA 1.4 (NEW)	332								
				ÁGUEDA	238	RÚSTICO	338								
				CALÇADA	240										

## INDEX BY FORMAT

[illegible]

## INDEX BY FORMAT

[illegible]





---

**CEMENT**





SEE IT IN YOUR ROOM!

Wall:  
Mosaic Hexa Slim Backstage Blue 28.1x34.1 cm Natural DC1025  
Backstage Grey 29.5x59.2 cm ret. Natural P3102R

Floor:  
Backstage Dark Grey 59.2x59.2 cm ret. Natural P6122R

# BACKSTAGE

The allure of aged microcement in elegant and sophisticated atmospheres.

O fascínio do microcimento envelhecido em ambientes elegantes e sofisticados.  
L'attrait du microciment vieilli dans des ambiances élégantes et sophistiquées.  
Der Reiz von gealtertem Mikrozentrum in eleganter und raffinierter Atmosphäre.  
El encanto del microcemento envejecido en ambientes elegantes y sofisticados.



Porcelain Tiles


Wall & Floor

45x90cm 17.7"x35.4"	30x60cm 11.8"x23.6"	60x60cm 23.6"x23.6"	45x45cm 17.7"x17.7"	15x15cm 5.9"x5.9"
------------------------	------------------------	------------------------	------------------------	----------------------

## COLOURS

Cores . Couleurs . Farben . Colores


White



Grey




Dark Grey



Green



Blue





BACKSTAGE




Backstage Blue 59.2x59.2 cm ret. Natural P6124R




Backstage White 29.5x59.2 cm ret. Natural P3101R






WALL + FLOOR  
PORCELAIN TILES




V3 - MODERATE  
VARIATION




NATURAL  
(MATTE)




ANTI-SLIP  
(MATTE)




44.3x88.8  
59.2x59.2  
60x60  
14.6x14.6




29.5x59.2  
30x60  
45x45




R10  
CLASS 2



R11  
A+B+C  
CLASS 3



PTV ≥36



UPEC  
NATURAL



**WHITE**  
44.3x88.8 cm ret.  
29.5x59.2 cm ret.  
30x60 cm

  
P9140R | GD15  
P3101R | GD07  
P3101 | GC08




**WHITE**  
59.2x59.2 cm ret.  
60x60 cm  
45x45 cm

  
P6120R | GD09  
P6120 | GC12  
PE031 | GC04

  
P6125R | GD11  
P6125 | GC14


**WHITE**  
14.6x14.6 cm ret.  
P6120RC5 | GD21




**MOSAIC BACKSTAGE WHITE**  
(4.7X4.7 CM) (PIECE)  
29.5x29.5x0.85 cm  
DC4031 | GJ33




**MOSAIC HEXA SLIM BACKSTAGE**  
**WHITE** (PIECE)  
28.1x34.1x0.85 cm  
DC1021 | GJ39



WALL + FLOOR  
PORCELAIN TILES



V3 - MODERATE  
VARIATION




NATURAL  
(MATTE)




ANTI-SLIP  
(MATTE)




44.3x88.8  
59.2x59.2  
60x60  
14.6x14.6




29.5x59.2  
30x60  
45x45



R10  
CLASS 2



R11  
A+B+C  
CLASS 3



PTV ≥36




UPEC  
NATURAL



**GREY**  
44.3x88.8 cm ret.  
29.5x59.2 cm ret.  
30x60 cm

  
P9141R | GD15  
P3102R | GD07  
P3102 | GC08




**GREY**  
59.2x59.2 cm ret.  
60x60 cm  
45x45 cm

  
P6121R | GD09  
P6121 | GC12  
PE032 | GC04

  
P6126R | GD11  
P6126 | GC14

**GREY**  
14.6x14.6 cm ret.  
P6121RC5 | GD21



**MOSAIC BACKSTAGE GREY**  
(4.7X4.7 CM) (PIECE)  
29.5x29.5x0.85 cm  
DC4032 | GJ33



**MOSAIC HEXA SLIM BACKSTAGE**  
**GREY** (PIECE)  
28.1x34.1x0.85 cm  
DC1022 | GJ39



**DARK GREY**  
44.3x88.8 cm ret.  
29.5x59.2 cm ret.  
30x60 cm

  
P9142R | GD15  
P3103R | GD07  
P3103 | GC08




**DARK GREY**  
59.2x59.2 cm ret.  
60x60 cm  
45x45 cm

  
P6122R | GD09  
P6122 | GC12  
PE033 | GC04

  
P6127R | GD11  
P6127 | GC14

**DARK GREY**  
14.6x14.6 cm ret.  
P6122RC5 | GD21



**MOSAIC BACKSTAGE DARK GREY**  
(4.7X4.7 CM) (PIECE)  
29.5x29.5x0.85 cm  
DC4033 | GJ33



**MOSAIC HEXA SLIM BACKSTAGE**  
**DARK GREY** (PIECE)  
28.1x34.1x0.85 cm  
DC1023 | GJ39





Wall:  
Backstage Green 29.5x59.2 cm cm Natural P3104R  
Backstage Dark Grey 29.5x59.2 cm ret. Natural P3103R

Floor:  
Backstage Dark Grey 59.2x59.2 cm ret. Natural P6122R

WALL + FLOOR  
PORCELAIN TILES

V3 - MODERATE  
VARIATION

NATURAL  
(MATTE)

1cm

0.85cm

R10  
CLASS 2

PTV ≥36

UPEC  
NATURAL



**GREEN**  
44.3x88.8 cm ret.  
29.5x59.2 cm ret.  
30x60 cm

P9143R | GD15  
P3104R | GD07  
P3104 | GC08



**BLUE**  
44.3x88.8 cm ret.  
29.5x59.2 cm ret.  
30x60 cm

P9144R | GD15  
P3105R | GD07  
P3105 | GC08



**GREEN**  
59.2x59.2 cm ret.  
60x60 cm

P6123R | GD09  
P6123 | GC12



**GREEN**  
14.6x14.6 cm ret.

P6123RC5 | GD21



**BLUE**  
59.2x59.2 cm ret.  
60x60 cm

P6124R | GD09  
P6124 | GC12



**BLUE**  
14.6x14.6 cm ret.

P6124RC5 | GD21



**MOSAIC BACKSTAGE GREEN**  
(4.7X4.7 CM) (PIECE)  
29.5x29.5x0.85 cm

DC4034 | GJ33



**MOSAIC HEXA SLIM BACKSTAGE GREEN** (PIECE)  
28.1x34.1x0.85 cm

DC1024 | GJ39



**MOSAIC BACKSTAGE BLUE**  
(4.7X4.7 CM) (PIECE)  
29.5x29.5x0.85 cm

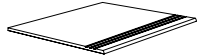
DC4035 | GJ33



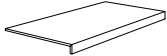
**MOSAIC HEXA SLIM BACKSTAGE BLUE** (PIECE)  
28.1x34.1x0.85 cm

DC1025 | GJ39

SPECIAL PIECES



Stairstep Degrau . Nez-de-Marche Stufe . Peldaño
44.3x88.8x1 cm ret.   GJ46
59.2x59.2x1 cm ret.   GJ42
29.5x59.2x1 cm ret.   GJ33
29.5x59.2x0.85 cm ret.   GJ30
60x60x1 cm   GJ36
45x45x0.85 cm   GJ28
30x60x1 cm   GJ28
30x60x0.85 cm   GJ24



Step Extra Fluted* Degrau Espessurado. Nez de Marche Forte Epaisseur Winkelstufe . Peldaño con Espesor
29.5x88.8x1 cm ret.   GJ59
29.5x59.2x0.85 cm ret.   GJ58



Skirting Rodapé . Plinthe Sockel . Rodapié
8x44.3x1 cm ret.   GJ09
8x59.2x1 cm ret.   GJ14
8x60x1 cm   GJ10
8x45x0.85 cm   GJ07

PACKAGING



Sizes (cm) Dimensão . Format Maße . Formato
44.3x88.8x1 ret.
59.2x59.2x1 ret.
29.5x59.2x0.85 ret.
14.6x14.6x1 ret.
60x60x1
45x45x0.85
30x60x0.85



Pieces Peças . Pièces Stück . Piezas
2
3
7
38
3
5
7



SQM M²
0.787
1.050
1.220
0.810
1.080
1.010
1.260



Weight Peso . Poids Gewicht . Peso
17.72
23.20
22.60
16.84
23.78
19.20
23.40



Box Caixa . Boite Karton . Caja
43
36
40
52
36
36
40



SQM M²
33.841
37.800
48.800
42.120
38.880
36.360
50.400

Weight Peso . Poids Gewicht . Peso
782
855
924
925
876
711
956

\* Minimum of 10 pieces . Quantidade mínima de 10 peças . Quantité minimum de 10 pièces . Mindestmenge: 10 Stücke . Cantidad mínima de 10 piezas





SEE IT IN YOUR  
ROOM!

Wall:  
Kompact Grey 44.3x88.8 cm ret. Natural CT07R

Floor:  
Kompact Dark Grey 44.3x88.8 cm ret. Natural CT08R

# KOMPACT

**Microcement in a raw state for the creation of refined spaces.**

Microcimento em estado bruto para a criação ambientes refinados.

Microciment brut pour créer des environnements raffinés.

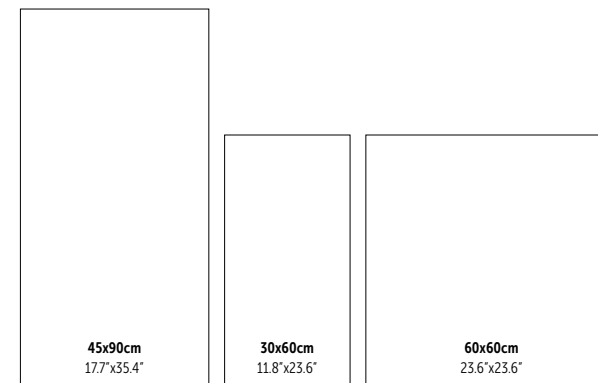
Mikrozement im Rohzustand zur Schaffung raffinierter Umgebungen.

Microcimento en estado crudo para crear ambientes refinados.



**Porcelain Tiles**

Wall & Floor



## COLOURS

Cores . Couleurs . Farben . Colores

White



Grey




Beige



Dark Grey



Taupe



Black







Wall:  
Infinity Plain Kompact Taupe 29.5x59.2 cm DC918

Floor:  
Kompact White 59.2x59.2 cm ret. Natural PT84R



Mosaic Plain Kompact White 29.5x29.5 cm DC910



Kompact Grey 59.2x59.2 cm ret. Natural PT87R



KOMPACT

WALL + FLOOR  
PORCELAIN TILES

V3 - MODERATE  
VARIATION

NATURAL / IN  
(MATTE)

ANTI-SLIP / OUT  
(MATTE)

44.3x88.8  
59.2x59.2  
60x60

29.5x59.2  
30x60

R9  
CLASS 1

R11  
CLASS 2

PTV ≥ 36

UPEC



**WHITE**  
44.3x88.8 cm ret.  
29.5x59.2 cm ret.  
30x60 cm

CT04R | GD15  
CP62R | GD07  
CP62 | GC07

CT24R | GD16  
CP92R | GD07  
CP92 | GC08



**BEIGE**  
44.3x88.8 cm ret.  
29.5x59.2 cm ret.  
30x60 cm

CT05R | GD15  
CP63R | GD07  
CP63 | GC07

CT25R | GD16  
CP93R | GD07  
CP93 | GC08



**WHITE**  
59.2x59.2 cm ret.  
60x60 cm

PT84R | GD09  
PT84 | GC11

PT94R | GD09  
PT94 | GC12



**BEIGE**  
59.2x59.2 cm ret.  
60x60 cm

PT85R | GD09  
PT85 | GC11

PT95R | GD09  
PT95 | GC12



**INFINITY PLAIN KOMPACT WHITE** (PIECE)  
29.5x59.2x0.85 cm

DC916 | GJ44



**INFINITY PLAIN KOMPACT BEIGE** (PIECE)  
29.5x59.2x0.85 cm

DC917 | GJ44



**MOSAIC PLAIN KOMPACT  
WHITE (4.7X4.7 cm)** (PIECE)  
29.5x29.5x0.85 cm

DC910 | GJ33



**MOSAIC PLAIN KOMPACT  
BEIGE (4.7X4.7 cm)** (PIECE)  
29.5x29.5x0.85 cm

DC911 | GJ33



Kompact Beige 44.3x88.8 cm ret. Natural CT05R





WALL + FLOOR  
PORCELAIN TILES



V3 - MODERATE  
VARIATION



NATURAL / IN  
(MATTE)



ANTI-SLIP / OUT  
(MATTE)



1cm

44.3x88.8  
59.2x59.2  
60x60



0.85cm

29.5x59.2  
30x60



R9  
CLASS 1



R11  
CLASS 2



PTV ≥ 36



UPEC

NATURAL / IN

KOMPACT



TAUPE

44.3x88.8 cm ret.  
29.5x59.2 cm ret.  
30x60 cm



CT06R | GD15  
CP64R | GD07  
CP64 | GC07



CT26R | GD16  
CP94R | GD07  
CP94 | GC08



GREY

44.3x88.8 cm ret.  
29.5x59.2 cm ret.  
30x60 cm



CT07R | GD15  
CP65R | GD07  
CP65 | GC07



CT27R | GD16  
CP95R | GD07  
CP95 | GC08



TAUPE

59.2x59.2 cm ret.  
60x60 cm



PT86R | GD09  
PT86 | GC11



PT96R | GD09  
PT96 | GC12



GREY

59.2x59.2 cm ret.  
60x60 cm



PT87R | GD09  
PT87 | GC11




PT97R | GD09  
PT97 | GC12



INFINITY PLAIN KOMPACT TAUPE (PIECE)  
29.5x59.2x0.85 cm

DC918 | GJ44



INFINITY PLAIN KOMPACT GREY (PIECE)  
29.5x59.2x0.85 cm

DC919 | GJ44



MOSAIC PLAIN KOMPACT  
TAUPE (4.7X4.7 cm) (PIECE)

29.5x29.5x0.85 cm

DC912 | GJ33



MOSAIC PLAIN KOMPACT  
GREY (4.7X4.7 cm) (PIECE)

29.5x29.5x0.85 cm

DC913 | GJ33

Kompact Taupe 59.2x59.2 cm ret. Anti-Slip PT96R



KOMPACT

WALL + FLOOR  
PORCELAIN TILES

V3 - MODERATE  
VARIATION

NATURAL / IN  
(MATTE)

ANTI-SLIP / OUT  
(MATTE)

44.3x88.8  
59.2x59.2  
30x60

29.5x59.2  
30x60

R9  
CLASS 1

R11  
CLASS 2

PTV ≥ 36

UPEC



**DARK GREY**  
44.3x88.8 cm ret.  
29.5x59.2 cm ret.  
30x60 cm

CT08R | GD15 CT28R | GD16  
CP66R | GD07 CP96R | GD07  
CP66 | GC07 CP96 | GC08



**BLACK**  
44.3x88.8 cm ret.  
29.5x59.2 cm ret.  
30x60 cm

CT09R | GD15 CT29R | GD16  
CP67R | GD07 CP97R | GD07  
CP67 | GC07 CP97 | GC08



**DARK GREY**  
59.2x59.2 cm ret.  
60x60 cm

PT88R | GD09 PT98R | GD09  
PT88 | GC11 PT98 | GC12



**BLACK**  
59.2x59.2 cm ret.  
60x60 cm

PT89R | GD09 PT99R | GD09  
PT89 | GC11 PT99 | GC12



**INFINITY PLAIN KOMPACT DARK GREY** (PIECE)  
29.5x59.2x0.85 cm

DC920 | GJ44




**INFINITY PLAIN KOMPACT BLACK** (PIECE)  
29.5x59.2x0.85 cm

DC921 | GJ44



**MOSAIC PLAIN KOMPACT  
DARK GREY (4.7X4.7 cm)** (PIECE)  
29.5x29.5x0.85 cm

DC914 | GJ33



**MOSAIC PLAIN KOMPACT  
BLACK (4.7X4.7 cm)** (PIECE)  
29.5x29.5x0.85 cm

DC915 | GJ33



*Wall:*  
**Kompact Dark Grey** 29.5x59.2 cm ret. Natural CP66R  
**Perfil Inox** 1x260 cm Polido F1509

*Floor:*  
**Kompact Black** 59.2x59.2 cm ret. Natural PT89R

SPECIAL PIECES

<b>Stairstep</b> Degrau . Nez-de-Marche Stufe . Peldaño	<b>Step Extra Fluted*</b> Degrau Espessurado. Nez de Marche Forte Épaisseur Winkelstufe . Peldaño con Espesor	<b>Skirting</b> Rodapé . Plinthe Sockel . Rodapié
44.3x88.8x1 cm ret.   GJ46	29.5x88.8x1 cm ret.   GJ59	8x44.3x1 cm ret.   GJ09
59.2x59.2x1 cm ret.   GJ42	29.5x59.2x0.85 cm ret.   GJ58	8x59.2x1 cm ret.   GJ14
29.5x59.2x1 cm ret.   GJ33		8x60x1 cm   GJ10
29.5x59.2x0.85 cm ret.   GJ30		
60x60x1 cm   GJ36		
30x60x1 cm   GJ28		
30x60x0.85 cm   GJ24		

PACKAGING

<b>Sizes (cm)</b> Dimensão . Format Maße . Formato	<b>Pieces</b> Peças . Pièces Stück . Piezas	<b>SQM</b> M²	<b>Weight</b> Peso . Poids Gewicht . Peso	<b>Box</b> Caixa . Boîte Karton . Caja	<b>SQM</b> M²
44.3x88.8x1 ret.	2	0.787	17.72	43	33.841
59.2x59.2x1 ret.	3	1.050	23.20	36	37.800
29.5x59.2x0.85 ret.	7	1.220	22.60	40	48.800
60x60x1	3	1.080	23.78	36	38.880
30x60x0.85	7	1.260	23.40	40	50.400

\* Minimum of 10 pieces . Quantidade mínima de 10 peças . Quantité minimum de 10 pièces . Mindestmenge: 10 Stücke . Cantidad mínima de 10 piezas





SEE IT IN YOUR  
ROOM!

Wall:  
Boulevard Grey 29.5x59.2 cm ret. Natural P3082R

Floor:  
Boulevard Grey 59.2x59.2 cm ret. Natural P6097R

# BOULEVARD

## Industrially inspired cement for stylish areas.

Cimento de inspiração industrial para espaços cheios de estilo.  
Ciment d'inspiration industrielle pour des espaces au style affirmé.  
Industriell inspirierter Zement für stilvolle Räume.  
Cemento de inspiración industrial para espacios llenos de estilo.



**Porcelain Tiles**  
Wall & Floor

45x90cm 17.7"x35.4"	30x60cm 11.8"x23.6"	60x60cm 23.6"x23.6"	45x45cm 17.7"x17.7"
------------------------	------------------------	------------------------	------------------------

## COLOURS

Cores . Couleurs . Farben . Colores

Light



Greige



Grey



Dark







Boulevard Grey 59.2x59.2 cm ret. Natural P6097R



Wall:  
Boulevard Dark 29.5x59.2 cm ret. Natural P3083R

Floor:  
Boulevard Dark 59.2x59.2 cm ret. Natural P6098R  
Boulevard Dark 29.5x59.2 cm ret. Anti-Slip P3087R



Boulevard Greige 44.3x88.8 cm ret. Natural P9106R



BOULEVARD



WALL + FLOOR  
PORCELAIN TILES



V3 - MODERATE  
VARIATION



NATURAL  
(MATTE)



ANTI-SLIP  
(MATTE)



44.3x88.8  
59.2x59.2  
60x60



29.5x59.2  
30x60  
45x45



R9  
A  
CLASS 1



R11  
A+B  
CLASS 2



PTV ≥ 36



UPEC  
NATURAL



**LIGHT**  
44.3x88.8 cm ret.  
29.5x59.2 cm ret.  
30x60 cm



P9105R | GD15



P3080R | GD07   P3084R | GD07  
P3080 | GC07   P3084 | GC08



**GREIGE**  
44.3x88.8 cm ret.  
29.5x59.2 cm ret.  
30x60 cm



P9106R | GD15



P3081R | GD07   P3085R | GD07  
P3081 | GC07   P3085 | GC08



**LIGHT**  
59.2X59.2 cm ret.  
60X60 cm  
45X45 cm




P6095R | GD08

P6095 | GC10  
PE020 | GC05



**GREIGE**  
59.2X59.2 cm ret.  
60X60 cm  
45X45 cm



P6096R | GD08

P6096 | GC10  
PE021 | GC05



**MOSAIC BOULEVARD LIGHT**  
**(4.7X4.7 CM)** (PIECE)  
29.5x29.5x0.85 cm   DC370 | GJ30



**MOSAIC BOULEVARD GREIGE**  
**(4.7X4.7 CM)** (PIECE)  
29.5x29.5x0.85 cm   DC371 | GJ30



Boulevard Light 59.2x59.2 cm ret. Natural P6095R



WALL + FLOOR  
PORCELAIN TILES



V3 - MODERATE  
VARIATION



NATURAL  
(MATTE)



ANTI-SLIP  
(MATTE)



1cm

44.3x88.8  
59.2x59.2  
60x60



0.85cm

29.5x59.2  
30x60  
45x45



B9  
A  
CLASS 1



R11  
A+B  
CLASS 2



PTV ≥ 36



UPEC

NATURAL

BOULEVARD



GREY

44.3x88.8 cm ret.  
29.5x59.2 cm ret.  
30x60 cm



P9107R | GD15

P3082R | GD07

P3082 | GC07



P3086R | GD07

P3086 | GC08



DARK

44.3x88.8 cm ret.  
29.5x59.2 cm ret.  
30x60 cm



P9108R | GD15

P3083R | GD07

P3083 | GC07



P3087R | GD07

P3087 | GC08



GREY

59.2X59.2 cm ret.  
60X60 cm  
45X45 cm



P6097R | GD08

P6097 | GC10

PE022 | GC05



DARK

59.2X59.2 cm ret.  
60X60 cm  
45X45 cm



P6098R | GD08

P6098 | GC10

PE023 | GC05




MOSAIC BOULEVARD GREY

(4.7X4.7 CM) (PIECE)



29.5x29.5x0.85 cm

DC372 | GJ30



MOSAIC BOULEVARD DARK

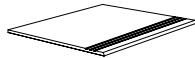
(4.7X4.7 CM) (PIECE)



29.5x29.5x0.85 cm

DC373 | GJ30

#### SPECIAL PIECES



**Stairstep**  
Degrau . Nez-de-Marche  
Stufe . Peldaño

44.3x88.8x1 cm ret. | GJ46

59.2x59.2x1 cm ret. | GJ42

29.5x59.2x1 cm ret. | GJ33

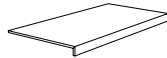
29.5x59.2x0.85 cm ret. | GJ30

60x60x1 cm | GJ36

45x45x0.85 cm | GJ28

30x60x1 cm | GJ28

30x60x0.85 cm | GJ24



**Step Extra Fluted\***  
Degrau Espessurado. Nez de Marche Forte Epaisseur  
Winkelstufe . Peldaño con Espesor

29.5x88.8x1 cm ret. | GJ59

29.5x59.2x0.85 cm ret. | GJ58



**Skirting**  
Rodapé . Plinthe  
Sockel . Rodapié

8x44.3x1 cm ret. | GJ09

8x59.2x1 cm ret. | GJ14

8x60x1 cm | GJ10

8x45x0.85 cm | GJ07

#### PACKAGING



**Sizes (cm)**  
Dimensão . Format  
Maße . Formato

44.3x88.8x1 ret.

59.2x59.2x1 ret.

29.5x59.2x0.85 ret.

60x60x1

45x45x0.85

30x60x0.85



**Pieces**  
Peças . Pièces  
Stück . Piezas

2

3

7

3

5

7



**SQM**  
M²

0.787

1.050

1.220

1.080

1.010

1.260



**Weight**  
Peso . Poids  
Gewicht . Peso

17.72

23.20

22.60

23.78

19.20

23.40



**Box**  
Caixa . Boite  
Karton . Caja

43

36

40

36

36

40



**SQM**  
M²

33.841

37.800

48.800

38.880

36.360

50.400



**Weight**  
Peso . Poids  
Gewicht . Peso

782

855

924

876

711

956

Boulevard Grey 59.2x59.2 cm ret. Natural P6097R

\* Minimum of 10 pieces . Quantidade mínima de 10 peças . Quantité minimum de 10 pièces . Mindestmenge: 10 Stücke . Cantidad mínima de 10 piezas





SEE IT IN YOUR  
ROOM!

Concrete Fuse 59.2x59.2 cm ret. Natural PT68R

# CONCRETE

**The sublime authenticity of cement in spaces full of character.**

A sublime autenticidade do cimento em espaços cheios de carácter.  
La sublime authenticité du ciment pour des espaces de caractère.  
Das Erhabene Authentizität von Zement in Räumen voller Charakter.  
La sublime autenticidad de cemento en espacios llenos de carácter.




**Porcelain Tiles**  
Wall & Floor

45x90cm 17.7"x35.4"	22x90cm 8.7"x35.4"	30x60cm 11.8"x23.6"	60x60cm 23.6"x23.6"
------------------------	-----------------------	------------------------	------------------------

## COLOURS

Cores . Couleurs . Farben . Colores


*Blend*



*Mass*



*Fuse*



*Join*







*Wall:*  
Concrete Blend 22.05x88.8 cm ret. Semi-Polished CT56PC2  
*Floor:*  
Concrete Blend 59.2x59.2 cm ret. Semi-Polished PT66P



Concrete Join 59.2x59.2 cm ret. Semi-Polished Shine PT69SPB



*Left Wall:*  
Concrete Join 22.05x88.8 cm ret. Semi-Polished CT59PC2

*Right Wall:*  
Concrete Mass 22.05x88.8 cm ret. Semi-Polished CT57PC2

*Floor:*  
Decor Shadow Concrete 59.2x59.2 cm ret. Semi-Polished PT65P





Concrete Blend 59.2x59.2 cm ret. Natural PT66R

WALL + FLOOR  
PORCELAIN TILES

V3 - MODERATE  
VARIATION

NATURAL  
(MATTE)

SEMI-POLISHED  
(MATTE)

SEMI-POLISHED  
(SHINE)

1cm

R10  
CLASS 1

NATURAL



**BLEND**  
44.3x88.8 cm ret.  
29.5x59.2 cm ret.

CT56R | GD19  
PT66RC | GD13

CT56P | GD20  
PT66PC | GD17



**BLEND**  
22.05x88.8 cm ret.

CT56RC2 | GD19

CT56PC2 | GD20




**BLEND**  
59.2X59.2 cm ret.

PT66R | GD16


PT66P | GD19

PT66SPB | GD22



**MOSAIC CONCRETE BLEND**  
**(4.7X4.7 CM)** (PIECE)  
29.5x29.5x1 cm

DC110 | GJ35



**MOSAIC MERGE CONCRETE**  
**(2.5X2.5 CM)** (PIECE)  
29.5x29.5x1 cm

DC107<sup>(A)</sup> | GJ46



**MASS**  
44.3x88.8 cm ret.  
29.5x59.2 cm ret.

CT57R | GD19  
PT67RC | GD13

CT57P | GD20  
PT67PC | GD17



**MASS**  
22.05x88.8 cm ret.

CT57RC2 | GD19

CT57PC2 | GD20



**MASS**  
59.2X59.2 cm ret.

PT67R | GD16

PT67P | GD19

PT67SPB | GD22



**DECOR SHADOW**   
59.2X59.2 cm ret.

PT65R | GD17

PT65P | GD20



**MOSAIC CONCRETE MASS**  
**(4.7X4.7 CM)** (PIECE)  
29.5x29.5x1 cm

DC111 | GJ35

# CONCRETE

CEMENT

<sup>(A)</sup> Random Drawing - Desenho Aleatório - Dessin Aléatoire - Wechselndes Design - Diseño Aleatorio



FUSE

44.3x88.8 cm ret.  
29.5x59.2 cm ret.

CT58R | GD19

CT58P | GD20

PT68RC | GD13

PT68PC | GD17



FUSE

22.05x88.8 cm ret.

CT58RC2 | GD19

CT58PC2 | GD20




FUSE

59.2X59.2 cm ret.

PT68R | GD16

PT68P | GD19

PT68SPB | GD22



MOSAIC CONCRETE FUSE

(4.7X4.7 CM) (PIECE)

29.5x29.5x1 cm

DC112 | GJ35



JOIN

44.3x88.8 cm ret.  
29.5x59.2 cm ret.

CT59R | GD19

CT59P | GD20

PT69RC | GD13

PT69PC | GD17



JOIN

22.05x88.8 cm ret.

CT59RC2 | GD19

CT59PC2 | GD20




JOIN

59.2X59.2 cm ret.

PT69R | GD16

PT69P | GD19

PT69SPB | GD22



MOSAIC CONCRETE JOIN

(4.7X4.7 CM) (PIECE)

29.5x29.5x1 cm

DC113 | GJ35



Wall:

Concrete Blend 59.2x59.2 cm ret. Semi-Polished PT66P

Floor:

Concrete Join 59.2x59.2 cm ret. Semi-Polished PT69P

SPECIAL PIECES		
<b>Stairstep</b> Degrau . Nez-de-Marche Stufe . Peldaño	<b>Step Extra Fluted*</b> Degrau Espessurado . Nez de Marche Forte Epaisseur Winkelstufe . Peldaño con Espesor	<b>Skirting</b> Rodapé . Plinthe Sockel . Rodapié
44.3x88.8x1 cm ret.   GJ46	29.5x88.8x1 cm ret.   GJ59	8x44.3x1 cm ret.   GJ09
59.2x59.2x1 cm ret.   GJ42	29.5x59.2x1 cm ret.   GJ58	8x59.2x1 cm ret.   GJ14
29.5x59.2x1 cm ret.   GJ33		

\* Minimum of 10 pieces . Quantidade mínima de 10 peças . Quantité minimum de 10 pièces . Mindestmenge: 10 Stücke . Cantidad mínima de 10 piezas

PACKAGING						
<b>Sizes (cm)</b> Dimensão . Format Maße . Formato	<b>Pieces</b> Peças . Pièces Stück . Piezas	<b>SQM</b> M²	<b>Weight</b> Peso . Poids Gewicht . Peso	<b>Box</b> Caixa . Boîte Karton . Caja	<b>SQM</b> M²	<b>Weight</b> Peso . Poids Gewicht . Peso
44.3x88.8x1 ret.	2	0.787	17.72	43	33.841	782
22.05x88.8x1 ret.	5	0.980	21.67	44	43.120	973
59.2x59.2x1 ret.	3	1.050	23.20	36	37.800	855
29.5x59.2x1 ret.	6	1.050	22.79	32	33.600	754





Plaster White 30x90 cm ret. R3143R

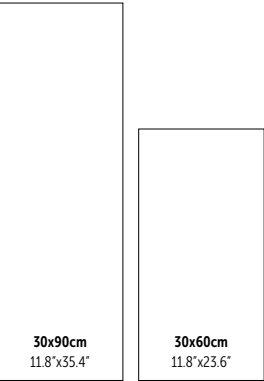
# PLASTER

## The expression of an urban and minimalistic style.

A expressão de um estilo urbano e minimalista.  
L'expression d'un style urbain et minimaliste.  
Der Ausdruck eines urbanen und minimalistischen Stils.  
La expresión de un estilo urbano y minimalista.



Wall Tiles  
Wall



## COLOURS

Cores . Couleurs . Farben . Colores

White



Grey



PLASTER



Mosaic Glitter Plaster White 29.5x29.5 cm DC731



Wall:  
Plaster Grey 29.5x59.2 cm ret. R841R  
Perfil Inox 1x260 cm Escovado F1510  
Floor:  
Concrete Fuse 59.2x59.2 cm ret. Natural PT68R





Wall:  
Decor Blended Plaster Grey 30x90 cm ret. R3148R  
Plaster White 30x90 cm ret. R3143R

Floor:  
Concrete Join 59.2x59.2 cm ret. Natural PT69R



WALL  
WALL TILES



V3 - MODERATE  
VARIATION



MATTE



1.17cm  
30x90



0.85cm  
29.5x59.2  
30x60



WHITE

30x90 cm ret.  
29.5x59.2 cm ret.  
30x60 cm



R3143R | GB14  
R840R | GB05  
R840 | GA12



DECOR BLENDED WHITE m²

30x90 cm ret.



R3146R<sup>(A)</sup> | GB15




DECOR GLITTER WHITE (PIECE)

29.5x59.2 cm ret.  
30x60 cm




D900R | GJ37  
D900 | GJ36



MOSAIC BLENDED PLASTER  
WHITE (4.7X4.7 cm) (PIECE)

29.5x29.5x1.17 cm DC743<sup>(A)</sup> | GJ26



MOSAIC GLITTER PLASTER  
WHITE (2.5X2.5 cm) (PIECE)

29.5x29.5x0.85 cm DC731<sup>(A)</sup> | GJ28



GREY

30x90 cm ret.  
29.5x59.2 cm ret.  
30x60 cm



R3145R | GB14  
R841R | GB05  
R841 | GA12



DECOR BLENDED GREY m²

30x90 cm ret.



R3148R<sup>(A)</sup> | GB15




DECOR GLITTER GREY (PIECE)

29.5x59.2 cm ret.  
30x60 cm




D901R | GJ37  
D901 | GJ36



MOSAIC BLENDED PLASTER  
GREY (4.7X4.7 cm) (PIECE)

29.5x29.5x1.17 cm DC745<sup>(A)</sup> | GJ26

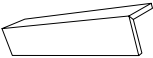


MOSAIC GLITTER PLASTER  
GREY (2.5X2.5 cm) (PIECE)

29.5x29.5x0.85 cm DC733<sup>(A)</sup> | GJ28

<sup>(A)</sup> Random Drawing . Desenho Aleatório . Dessin Aléatoire . Wechselndes Design . Diseño Aleatorio - 12 DIFFERENT PIECES

#### SPECIAL PIECES



Profile

Perfil . Profil

Profil . Perfil

2x30x1.17 cm ret. | GJ35

2x59.2x0.85 cm ret. | GJ44

2x29.5x0.85 cm ret. | GJ35

#### PACKAGING



Sizes (cm)

Dimensão . Format

Maße . Formato

30x90x1.17 ret.

29.5x59.2x0.85 ret.

30x60x0.85



Pieces

Peças . Pièces

Stück . Piezas

4

8

8



SQM

M²

1.080

1.400

1.460



Weight

Peso . Poids

Gewicht . Peso

21.32

19.81

20.63



Box

Caixa . Boîte

Karton . Caja

40

32

32



SQM

M²

43.200

44.800

46.720



Weight

Peso . Poids

Gewicht . Peso

872

654

680





SEE IT IN YOUR  
ROOM!

**Wall:**  
**Studio Beige** 30x60 cm R3772  
**Decor Geo Studio** 30x60 cm R3775

**Floor:**  
**Studio Beige** 45x45 cm C461

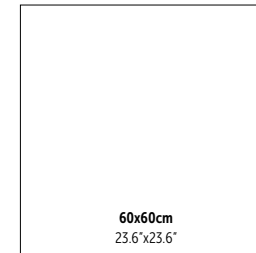
# STUDIO

## Modern and welcoming spaces.

Espaços modernos e acolhedores.  
Espaces modernes et accueillants.  
Moderne und gemütliche Räume.  
Espacios modernos y acogedores.




**Porcelain Tiles**  
Wall & Floor



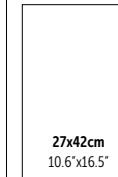
**60x60cm**  
23.6"x23.6"



**Wall Tiles**  
Wall



**30x60cm**  
11.8"x23.6"



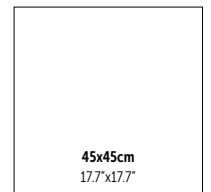
**27x42cm**  
10.6"x16.5"



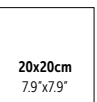
**20x40cm**  
7.9"x15.7"



**Glazed Floor Tiles**  
Wall & Floor



**45x45cm**  
17.7"x17.7"




**20x20cm**  
7.9"x7.9"

## COLOURS

Cores . Couleurs . Farben . Colores

White



Beige



Grey



Anthracite



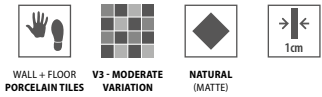




**Wall:**  
**Studio Anthracite** 30x60 cm R3774  
**Decor Geo Studio** 30x60 cm R3775

**Floor:**  
**Studio Grey** 45x45 cm C462





Wall:  
Studio Grey 30x60 cm R3773  
Decor Geo Studio 30x60 cm R3775

Floor:  
Studio Anthracite 60x60 cm P6154



WHITE  
60x60 cm

P6151 | GC09



BEIGE  
60x60 cm

P6152 | GC09



GREY  
60x60 cm

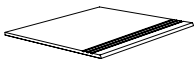
P6153 | GC09



ANTHRACITE  
60x60 cm

P6154 | GC09

SPECIAL PIECES



Stairstep  
Degrau . Nez-de-Marche  
Stufe . Peldaño

60x60x1 cm | GJ36



Skirting  
Rodapé . Plinthe  
Sockel . Rodapié

8x60x1 cm | GJ10

PACKAGING



Sizes (cm)  
Dimensão . Format  
Maße . Formato

60x60x1



Pieces  
Peças . Pièces  
Stück . Piezas

3



SQM

M²

1.080



Weight

Peso . Poids

23.78



Box

Caixa . Boite

36



SQM

M²

38.880





Weight

Peso . Poids

876

STUDIO



**WHITE**  
30x60 cm  
26.7x41.6 cm  
20x40 cm

● R3771 | GA12  
R2745 | GA06  
R2425 | GA06



**PRÉ-CORTE WHITE** m² ● R2431 | GA10



**ANTHRACITE**  
30x60 cm  
26.7x41.6 cm  
20x40 cm

● R3774 | GA12  
R2748 | GA06  
R2428 | GA06



**PRÉ-CORTE ANTHRACITE** m² ● R2434 | GA10



**BEIGE**  
30x60 cm  
26.7x41.6 cm  
20x40 cm

● R3772 | GA12  
R2746 | GA06  
R2426 | GA06



**PRÉ-CORTE BEIGE** m² ● R2432 | GA10



**DECOR GEO** m² ● R3775<sup>(A)</sup> | GA16  
R2749<sup>(A)</sup> | GA10  
R2429<sup>(A)</sup> | GA08



**GREY**  
30x60 cm  
26.7x41.6 cm  
20x40 cm

● R3773 | GA12  
R2747 | GA06  
R2427 | GA06



**PRÉ-CORTE GREY** m² ● R2433 | GA10

<sup>(A)</sup> Random Drawing - Desenho Aleatório - Dessin Aléatoire - Wechselndes Design - Diseño Aleatorio - 12 DIFFERENT PIECES



Wall:  
Decor Geo Studio 26.7x41.6 cm R2749

Floor:  
Studio White 45x45 cm C460

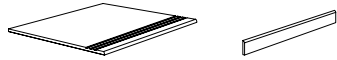




Wall:  
Studio Anthracite 30x60 cm R3774  
Decor Geo Studio 30x60 cm R3775

Floor:  
Studio Grey 45x45 cm C462

SPECIAL PIECES



<b>Stairstep</b> Degrau . Nez-de-Marche Stufe . Peldaño	<b>Skirting</b> Rodapé . Plinthe Sockel . Rodapié
45x45x0.85 cm   GJ21	8x45x0.85 cm   GJ03
	8x20x0.85 cm   GJ01

PACKAGING

<b>Sizes (cm)</b> Dimensão . Format Maße . Formato	<b>Pieces</b> Peças . Pièces Stück . Piezas	<b>SQM</b> M²	<b>Weight</b> Peso . Poids Gewicht . Peso	<b>Box</b> Caixa . Bolte Karton . Caja	<b>SQM</b> M²	<b>Weight</b> Peso . Poids Gewicht . Peso
45x45x0.85	5	1.010	18.23	36	36.360	671
20x20x0.85	20	0.800	14.44	72	57.600	1060

WALL + FLOOR  
GLAZED FLOOR TILES

V3 - MODERATE  
VARIATION

MATTE

0.85cm

R10  
A

45X45

UPEC

STUDIO

<b>WHITE</b> 45x45 cm 20x20 cm	 C460   GI08 PH60   GI09	<b>BEIGE</b> 45x45 cm 20x20 cm	 C461   GI08 PH61   GI09
		<b>GREY</b> 45x45 cm 20x20 cm	 C462   GI08 PH62   GI09
			<b>ANTHRACITE</b> 45x45 cm 20x20 cm
			 C463   GI08 PH63   GI09



Studio Grey 20x20 cm PH62





SEE IT IN YOUR  
ROOM!

Valle Grey 59.2x59.2 cm ret. Natural P6037R


# VALLE

## Evoking modernism from a burnt cement look.

Evocação da modernidade do efeito cimento queimado.  
Évocation de la modernité de l'effet ciment brûlé.  
Modernität voller Effekt von gebranntem Zement.  
Evocación de la modernidad del efecto cemento quemado.



**Porcelain Tiles**  
Wall & Floor



## COLOURS

Cores . Couleurs . Farben . Colores

White



Grey



Anthracite











Decor HidraValle Grey 59.2x59.2 cm ret. Natural P6049R



WALL + FLOOR  
PORCELAIN TILES



V3 - MODERATE  
VARIATION



NATURAL  
(MATTE)



SEMI-POLISHED  
(MATTE)



1cm



NATURAL



NATURAL

VALLE



WHITE

59.2x59.2 cm ret.  
60x60 cm



P6039R | GD11  
P6039 | GC14



P6039P | GD16  
P6039 | GC14



GREY

59.2x59.2 cm ret.  
60x60 cm



P6037R | GD11  
P6037 | GC14



P6037P | GD16  
P6037 | GC14



ANTHRACITE

59.2x59.2 cm ret.  
60x60 cm



P6038R | GD11  
P6038 | GC14



P6038P | GD16  
P6038 | GC14



DECOR HIDRAVALLE GREY 

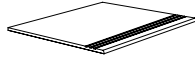
59.2x59.2 cm ret.  
60x60 cm



P6049R<sup>(A)</sup> | GD11  
P6049<sup>(A)</sup> | GC14

<sup>(A)</sup> Random Drawing . Desenho Aleatório . Dessin Aléatoire . Wechselndes Design . Diseño Aleatorio - 10 DIFFERENT PIECES

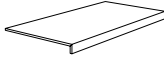
SPECIAL PIECES



Stairstep

Degrau . Nez-de-Marche  
Stufe . Peldaño

59.2x59.2x1 cm ret. | GJ42  
60x60x1 cm | GJ36



Step Extra Fluted\*

Degrau Espessurado . Nez de Marche Forte Epaisseur  
Winkelstufe . Peldaño con Espesor

29.5x59.2x1 cm ret. | GJ58



Skirting

Rodapé . Plinthe  
Sockel . Rodapié

8x59.2x1 cm ret. | GJ14  
8x60x1 cm | GJ10

PACKAGING



Sizes (cm)  
Dimensão . Format  
Maße . Formato

59.2x59.2x1 ret.  
60x60x1



Pieces  
Peças . Pièces  
Stück . Piezas

3  
3



SQM  
M²

1.050  
1.080



Weight  
Peso . Poids  
Gewicht . Peso

23.20  
23.78



Box  
Caixa . Boîte  
Karton . Caja

36  
36



SQM  
M²

37.800  
38.880



Weight  
Peso . Poids  
Gewicht . Peso

855  
876

\* Minimum of 10 pieces . Quantidade mínima de 10 peças . Quantité minimum de 10 pièces . Mindestmenge: 10 Stücke . Cantidad mínima de 10 piezas





SEE IT IN YOUR  
ROOM!

*Right Wall:*  
Alpe White 26.7x41.6 cm 3156  
Alpe Anthracite 26.7x41.6 cm 3158

*Left Wall:*  
Decor Hydra Alpe Grey 26.7x41.6 cm 3159

*Floor:*  
Valle White 60x60 cm Natural P6039

# ALPE

## Modern spaces with personality.

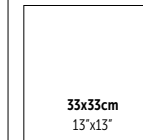
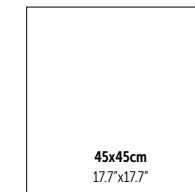
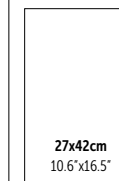

Ambientes modernos repletos de personalidad.  
Environnements modernes avec du caractère.  
Moderne Umgebung voller Persönlichkeit.  
Ambientes modernos llenos de personalidad.



**Wall Tiles**  
Wall



**Glazed Floor Tiles**  
Wall & Floor



## COLOURS

Cores . Couleurs . Farben . Colores

White



Grey



Anthracite







Mosaic Alpe Grey 29.5x29.5 cm DC721



Alpe Anthracite 30x60 cm R852





Left Wall:  
Alpe Grey 30x60 cm R851

Front Wall:  
Alpe Anthracite 30x60 cm R852  
Mosaic Mix Alpe 29.5x29.5 cm DC723

Floor:  
Alpe Grey 33.3x33.3 cm C321





**WHITE**  
29.5x59.2 cm ret.  
30x60 cm  
26.7x41.6 cm

●  
R850R | GB03  
R850 | GA12  
3156 | GA06



**GREY**  
29.5x59.2 cm ret.  
30x60 cm  
26.7x41.6 cm

●  
R851R | GB03  
R851 | GA12  
3157 | GA06



**ANTHRACITE**  
29.5x59.2 cm ret.  
30x60 cm  
26.7x41.6 cm

●  
R852R | GB03  
R852 | GA12  
3158 | GA06



**PÓS-CORTE WHITE** m²  
30x60 cm

●  
R862 | GA24




**PÓS-CORTE GREY** m²  
30x60 cm

●  
R863 | GA24




**PÓS-CORTE ANTHRACITE** m²  
30x60 cm

●  
R864 | GA24




**MOSAIC ALPE WHITE**  
**(2.5X2.5 cm)** (PIECE)  
29.5x29.5x0.77 cm DC720 | GJ26

●




**MOSAIC ALPE GREY**  
**(2.5X2.5 cm)** (PIECE)  
29.5x29.5x0.77 cm DC721 | GJ26

●



**MOSAIC ALPE ANTHRACITE**  
**(2.5X2.5 cm)** (PIECE)  
29.5x29.5x0.77 cm DC722 | GJ26


●











**MOSAIC MIX ALPE**  
**(2.5X2.5 cm)** (PIECE)  
29.5x29.5x0.77 cm DC723(A) | GJ26

●

(A) **Random Drawing** . Desenho Aleatório . Dessin Aléatoire . Wechselndes Design . Diseño Aleatorio - 12 DIFFERENT PIECES


SPECIAL PIECES	
	
<b>Profile</b> Perfil . Profil Profil . Perfil	
2x59.2x0.85 cm ret.   GJ44	
2x29.5x0.85 cm ret.   GJ35	

PACKAGING						
						
<b>Sizes (cm)</b> Dimensão . Format Maße . Formato	<b>Pieces</b> Peças . Pièces Stück . Piezas	<b>SQM</b> M²	<b>Weight</b> Peso . Poids Gewicht . Peso	<b>Box</b> Caixa . Boite Karton . Caja	<b>SQM</b> M²	<b>Weight</b> Peso . Poids Gewicht . Peso
29.5x59.2x0.85 ret.	8	1.400	19.81	32	44.800	654
30x60x0.85	8	1.460	20.63	32	46.720	680
26.7x41.6x0.77	9	1.000	13.13	78	78.000	1044



**DECOR HIDRA ALPE GREY** m²  
29.5x59.2 cm ret.  
30x60 cm  
26.7x41.6 cm

●  
R858R(A) | GB08  
R858(A) | GA16  
3159(A) | GA09



**MOSAIC HIDRA ALPE GREY**  
**(2.5X2.5 cm)** (PIECE)  
29.5x29.5x0.77 cm DC724(A) | GJ28

●



**FAIXA HIDRA ALPE GREY** (PIECE)  
7.2x59.2x0.85 cm  
7.2x60x0.85 cm  
6.3x41.6x0.77 cm

●  
F874R(A) | GJ10  
F874(A) | GJ09  
F2742(A) | GJ06







WALL + FLOOR  
GLAZED FLOOR TILES



V3 - MODERATE  
VARIATION



MATTE



0.85cm

45x45



0.75cm

33.3x33.3



R9  
CLASS 1



UPEC

ALPE



WHITE

45x45 cm

33.3x33.3 cm



C450 | GI08

C320 | GI06



GREY

45x45 cm

33.3x33.3 cm



C451 | GI08

C321 | GI06



ANTHRACITE

45x45 cm

33.3x33.3 cm



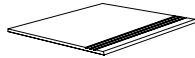
C452 | GI08

C322 | GI06



Alpe Grey 33.3x33.3 cm C321

SPECIAL PIECES



**Stairstep**  
Degrau . Nez-de-Marche  
Stufe . Peldaño

45x45x0.85 cm | GJ21

33.3x33.3x0.75 cm | GJ17



**Skirting**  
Rodapé . Plinthe  
Sockel . Rodapié

8x45x0.85 cm | GJ03

8x33.3x0.75 cm | GJ02

PACKAGING



**Sizes (cm)**  
Dimensão . Format  
Maße . Formato

45x45x0.85

33.3x33.3x0.75



**Pieces**  
Peças . Pièces  
Stück . Piezas

5

9



**SQM**  
M²

1.010

1.000



**Weight**  
Peso . Poids  
Gewicht . Peso

18.23

16.40



**Box**  
Caixa . Bolte  
Karton . Caja

36

68



**SQM**  
M²

36.360

68.000



**Weight**  
Peso . Poids  
Gewicht . Peso

671

1135

Alpe Anthracite 45x45 cm C452





SEE IT IN YOUR  
ROOM!

Avenue Grey 59.2x59.2 cm ret. P6066R

# AVENUE


**The softness of cement with a worn touch recreating an authentic space.**

A suavidade do cimento com um toque desgastado recria espaços autênticos.  
La douceur du ciment patiné recrée des espaces authentiques.  
Die Oberflächenglätte des Zements mit einem abgenutzten Touch schafft authentische Räume.  
La suavidad del cemento con un toque desgastado recrea espacios auténticos.




## Porcelain Tiles

Wall & Floor



30x60cm  
11.8"x23.6"




60x60cm  
23.6"x23.6"

## COLOURS

Cores . Couleurs . Farben . Colores

Sand



Taupe



Grey



Anthracite







Wall:  
Avenue Sand 29.5x59.2 cm ret. P3045R

Floor:  
Avenue Sand 59.2x59.2 cm ret. P6065R



Avenue Grey 29.5x59.2 cm ret. P3046R



Avenue Anthracite 59.2x59.2 cm ret. P6068R



WALL + FLOOR  
PORCELAIN TILES

V2 - SLIGHT  
VARIATION

NATURAL  
(MATTE)

1cm

0.85cm

R9  
CLASS 1



**SAND**  
59.2X59.2 cm ret.  
60X60 cm

P6065R | GD09  
P6065 | GC11



**TAUPE**  
59.2X59.2 cm ret.  
60X60 cm

P6067R | GD09  
P6067 | GC11



**SAND**  
29.5X59.2 cm ret.  
30X60 cm

P3045R | GD08  
P3045 | GC09



**TAUPE**  
29.5X59.2 cm ret.  
30X60 cm

P3047R | GD08  
P3047 | GC09



**MOSAIC AVENUE SAND**  
**(4.7X4.7 CM)** (PIECE)  
29.5x29.5x0.85 cm DC951 | GJ33

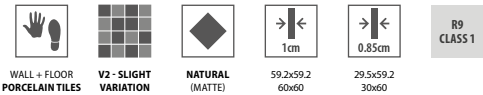


**MOSAIC AVENUE TAUPE**  
**(4.7X4.7 CM)** (PIECE)  
29.5x29.5x0.85 cm DC953 | GJ33



Avenue Taupe 59.2x59.2 cm ret. P6067R





**GREY**  
59.2X59.2 cm ret.  
60X60 cm

◆  
P6066R | GD09  
P6066 | GC11



**ANTHRACITE**  
59.2X59.2 cm ret.  
60X60 cm

◆  
P6068R | GD09  
P6068 | GC11




**GREY**  
29.5X59.2 cm ret.  
30X60 cm

◆  
P3046R | GD08  
P3046 | GC09




**ANTHRACITE**  
29.5X59.2 cm ret.  
30X60 cm


◆  
P3048R | GD08  
P3048 | GC09



**MOSAIC AVENUE GREY**  
**(4.7X4.7 CM)** (PIECE) ◆  
29.5x29.5x0.85 cm DC952 | GJ33



**MOSAIC AVENUE ANTHRACITE**  
**(4.7X4.7 CM)** (PIECE) ◆  
29.5x29.5x0.85 cm DC954 | GJ33



**MOSAIC MIX AVENUE**  
**(2.5X2.5 CM)** (PIECE) ◆  
29.5x29.5x0.85 cm DC183<sup>(A)</sup> | GJ35








<sup>(A)</sup> Random Drawing . Desenho Aleatório . Dessin Aléatoire . Wechseldes Design . Diseño Aleatorio

SPECIAL PIECES

		
<b>Stairstep</b> Degrau . Nez-de-Marche Stufe . Peldaño	<b>Step Extra Fluted*</b> Degrau Espessurado . Nez de Marche Forte Epaisseur Winkelstufe . Peldaño con Espesor	<b>Skirting</b> Rodapé . Plinthe Sockel . Rodapié
59.2x59.2x1 cm ret.   GJ42	29.5x59.2x0.85 cm ret.   GJ58	8x59.2x1 cm ret.   GJ14
29.5x59.2x1 cm ret.   GJ33		8x60x1 cm   GJ10
29.5x59.2x0.85 cm ret.   GJ30		
60x60x1 cm   GJ36		
30x60x1 cm   GJ28		
30x60x0.85 cm   GJ24		

\* Minimum of 10 pieces . Quantidade mínima de 10 peças . Quantité minimum de 10 pièces . Mindestmenge: 10 Stücke . Cantidad mínima de 10 piezas

PACKAGING

						
<b>Sizes (cm)</b> Dimensão . Format Maße . Formato	<b>Pieces</b> Peças . Pièces Stück . Piezas	<b>SQM</b> M²	<b>Weight</b> Peso . Poids Gewicht . Peso	<b>Box</b> Caixa . Bolte Karton . Caja	<b>SQM</b> M²	<b>Weight</b> Peso . Poids Gewicht . Peso
59.2x59.2x1 ret.	3	1.050	23.20	36	37.800	855
29.5x59.2x0.85 ret.	7	1.220	22.60	40	48.800	924
60x60x1	3	1.080	23.78	36	38.880	876
30x60x0.85	7	1.260	23.40	40	50.400	956



**Wall:**  
**Avenue Grey** 29.5x59.2 cm ret. P3046R

**Floor:**  
**Avenue Grey** 59.2x59.2 cm ret. P6066R





SEE IT IN YOUR  
ROOM!


Wall:  
Mosaic Krea Beige 29.5x29.5 cm DC150  
Krea Beige 29.5x59.2 cm ret. P3000R


Floor:  
Krea Camel 59.2x59.2 cm ret. P6011R

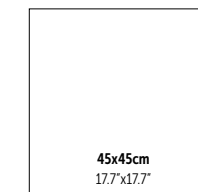

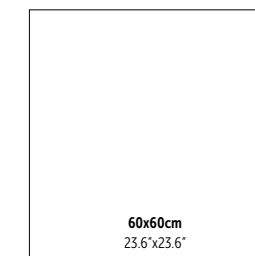
# KREA

**An extremely soft and subtle cement. Maximum sophistication and elegance.**

Cimento extremamente suave e subtil. Máxima sofisticação e elegância.  
Ciment extrêmement lisse et subtil. Sophistication et élégance maximales.  
Extrem glatter und subtiler Zement. Maximale Raffinesse und Eleganz.  
Cemento extremadamente suave y sutil. Máxima sofisticación y elegancia.

 **Porcelain Tiles**  
Wall & Floor

 **Glazed Floor Tiles**  
Wall & Floor



## COLOURS

Cores . Couleurs . Farben . Colores

White




Grey



Beige




Graphite



Camel



Black







Krea Hidraulico 01 Grey 59.2x59.2 cm ret. P6016R  
Krea Hidraulico 02 Grey 59.2x59.2 cm ret. P6018R






**WHITE**  
59.2x59.2 cm ret.  
60x60 cm

 P6009R | GD08  
P6009 | GC10



**BEIGE**  
59.2x59.2 cm ret.  
60x60 cm

 P6010R | GD08  
P6010 | GC10



**CAMEL**  
59.2x59.2 cm ret.  
60x60 cm

 P6011R | GD08  
P6011 | GC10



**WHITE**  
29.5x59.2 cm ret.  
30x60 cm

 P3009R | GD07  
P3009 | GC08




**BEIGE**  
29.5x59.2 cm ret.  
30x60 cm

 P3000R | GD07  
P3000 | GC08





**CAMEL**  
29.5x59.2 cm ret.  
30x60 cm

 P3001R | GD07  
P3001 | GC08





**ENDLESS KREA WHITE** (PIECE)  
29.5x59.2x0.85 cm

 DP6009E | GJ42





**ENDLESS KREA BEIGE** (PIECE)  
29.5x59.2x0.85 cm

 DP6010E | GJ42




**ENDLESS KREA CAMEL** (PIECE)  
29.5x59.2x0.85 cm

 DP6011E | GJ42




**MOSAIC KREA WHITE**  
(4.7X4.7 cm) (PIECE)  
29.5x29.5x0.85 cm

 DC149 | GJ28



**MOSAIC KREA BEIGE**  
(4.7X4.7 cm) (PIECE)  
29.5x29.5x0.85 cm

 DC150 | GJ28



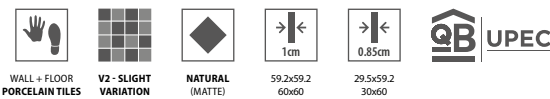
**MOSAIC KREA CAMEL**  
(4.7X4.7 cm) (PIECE)  
29.5x29.5x0.85 cm

 DC151 | GJ28



Krea Beige 59.2x59.2 cm P6010R





**GREY**  
59.2x59.2 cm ret.  
60x60 cm

P6012R | GD08  
P6012 | GC10

**GRAPHITE**  
59.2x59.2 cm ret.  
60x60 cm

P6013R | GD08  
P6013 | GC10

**BLACK**  
59.2x59.2 cm ret.  
60x60 cm

P6014R | GD08  
P6014 | GC10

**GREY**  
29.5x59.2 cm ret.  
30x60 cm

P3002R | GD07  
P3002 | GC08

**GRAPHITE**  
29.5x59.2 cm ret.  
30x60 cm

P3003R | GD07  
P3003 | GC08

**BLACK**  
29.5x59.2 cm ret.  
30x60 cm

P3004R | GD07  
P3004 | GC08

**ENDLESS KREA GREY** (PIECE)  
29.5x59.2x0.85 cm

DP6012E | GJ42

**ENDLESS KREA GRAPHITE** (PIECE)  
29.5x59.2x0.85 cm

DP6013E | GJ42

**ENDLESS KREA BLACK** (PIECE)  
29.5x59.2x0.85 cm

DP6014E | GJ42

**MOSAIC KREA GREY**  
(4.7X4.7 cm) (PIECE)  
29.5x29.5x0.85 cm

DC152 | GJ28

**MOSAIC KREA GRAPHITE**  
(4.7X4.7 cm) (PIECE)  
29.5x29.5x0.85 cm

DC153 | GJ28

**MOSAIC KREA BLACK**  
(4.7X4.7 cm) (PIECE)  
29.5x29.5x0.85 cm

DC154 | GJ28

SPECIAL PIECES

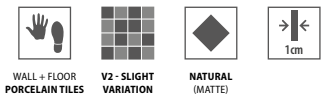
<b>Stairstep</b> Degrau . Nez-de-Marche Stufe . Peldaño	<b>Step Extra Fluted*</b> Degrau Espessurado . Nez de Marche Forte Epaisseur Winkelstufe . Peldaño con Espesor	<b>Skirting</b> Rodapé . Plinthe Sockel . Rodapié
59.2x59.2x1 cm ret.   GJ42	29.5x59.2x0.85 cm ret.   GJ58	8x59.2x1 cm ret.   GJ14
29.5x59.2x1 cm ret.   GJ33		8x60x1 cm   GJ10
29.5x59.2x0.85 cm ret.   GJ30		
60x60x1 cm   GJ36		
30x60x1 cm   GJ28		
30x60x0.85 cm   GJ24		

PACKAGING

<b>Sizes (cm)</b> Dimensão . Format Maße . Formato	<b>Pieces</b> Peças . Pièces Stück . Piezas	<b>SQM</b> M²	<b>Weight</b> Peso . Poids Gewicht . Peso	<b>Box</b> Caixa . Boîte Karton . Caja	<b>SQM</b> M²	<b>Weight</b> Peso . Poids Gewicht . Peso
59.2x59.2x1 ret.	3	1.050	23.20	36	37.800	855
29.5x59.2x0.85 ret.	7	1.220	22.60	40	48.800	924
60x60x1	3	1.080	23.78	36	38.880	876
30x60x0.85	7	1.260	23.40	40	50.400	956

\* Minimum of 10 pieces . Quantidade mínima de 10 peças . Quantité minimum de 10 pièces . Mindestmenge: 10 Stücke . Cantidad mínima de 10 piezas





**DECOR MAZE BEIGE** m²  
59.2x59.2 cm ret. P6019R | GD13



**DECOR MAZE GREY** m²  
59.2x59.2 cm ret. P6020R | GD13



**DECOR HIDRAULICO 01 BEIGE** m²  
59.2x59.2 cm ret. P6015R | GD11



**DECOR HIDRAULICO 01 GREY** m²  
59.2x59.2 cm ret. P6016R | GD11



**DECOR HIDRAULICO 02 BEIGE** m²  
59.2x59.2 cm ret. P6017R | GD11



**DECOR HIDRAULICO 02 GREY** m²  
59.2x59.2 cm ret. P6018R | GD11



**DECOR HIDRAULICO 01 BEIGE** m²  
60x60 cm P6015 | GC14



**DECOR HIDRAULICO 01 GREY** m²  
60x60 cm P6016 | GC14



**DECOR HIDRAULICO 02 BEIGE** m²  
60x60 cm P6017 | GC14



**DECOR HIDRAULICO 02 GREY** m²  
60x60 cm P6018 | GC14



Decor Maze Krea Beige 59.2x59.2 cm P6019R





**WHITE**  
45x45 cm

C415 | GI08



**BEIGE**  
45x45 cm

C416 | GI08



**CAMEL**  
45x45 cm

C417 | GI08



**GREY**  
45x45 cm

C418 | GI08



**GRAPHITE**  
45x45 cm

C419 | GI08



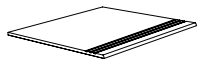
**BLACK**  
45x45 cm

C420 | GI08



Krea Graphite 45x45 cm C419

SPECIAL PIECES



**Stairstep**  
Degrau . Nez-de-Marche  
Stufe . Peldaño

45x45x0.85 cm | GJ21



**Skirting**  
Rodapé . Plinthe  
Sockel . Rodapié

8x45x0.85 cm | GJ03

PACKAGING



**Sizes (cm)**  
Dimensão . Format  
Maße . Formato

45x45x0.85



**Pieces**  
Peças . Pièces  
Stück . Piezas

5



**SQM**  
M²

1.010



**Weight**  
Peso . Poids  
Gewicht . Peso

18.23



**Box**  
Caixa . Boite  
Karton . Caja

36



**SQM**  
M²

36.360



**Weight**  
Peso . Poids  
Gewicht . Peso

671





SEE IT IN YOUR  
ROOM!

Focus Grey 45x45 cm Natural C402  
Focus Anthracite 45x45 cm Anti-Slip C407

# FOCUS

## A timeless solution with an urban style.

Uma proposta intemporal num estilo urbano.  
Une proposition intemporelle dans un style urbain.  
Ein zeitloser Vorschlag im urbanen Stil.  
Una propuesta atemporal en un estilo urbano.



Glazed Floor Tiles  
Wall & Floor



WALL + FLOOR  
GLAZED FLOOR TILES



V2 - SLIGHT  
VARIATION



NATURAL  
(MATTE)



ANTI-SLIP  
(MATTE)



0.85cm



R11  
CLASS 2



ANTI-SLIP  
PTV ≥36



UPEC



BEIGE

45x45 cm



C400 | GI06



C404 | GI08



TAUPE

45x45 cm



C401 | GI06



C405 | GI08



GREY

45x45 cm



C402 | GI06



C406 | GI08



ANTHRACITE

45x45 cm



C403 | GI06



C407 | GI08

### SPECIAL PIECES



Stairstep  
Degrau . Nez-de-Marche  
Stufe . Peldaño

45x45x0.85 cm | GJ21

Skirting  
Rodapé . Plinthe  
Sockel . Rodapié

8x45x0.85 cm | GJ03

### PACKAGING



Sizes (cm)  
Dimensão . Formato  
Maße . Formato

45x45x0.85



Pieces  
Peças . Pièces  
Stück . Piezas

5



SQM  
M²

1.010



Weight  
Peso . Poids  
Gewicht . Peso

18.23



Box  
Caixa . Boite  
Karton . Caja

36



SQM  
M²

36.360



Weight  
Peso . Poids  
Gewicht . Peso

671





---

**WOOD**





SEE IT IN YOUR  
ROOM!

Oslo Vanilla 22.05x88.8 cm ret. Natural P9128C2  
Oslo Vanilla 14.5x88.8 cm ret. Natural P9128C3


# OSLO

## Welcoming space with a scandinavian touch.

Espaços acolhedores com um toque escandinavo.  
Des espaces confortables avec une touche scandinave.  
Gemütliche Räume mit skandinavischem Touch.  
Espacios acogedores con un toque escandinavo.



**Porcelain Tiles**  
Wall & Floor



**The surface structure reproduces all the veins and nuances of wood.**  
O relevo superficial replica todos os veios e nuances da madeira.  
Le relief de surface reproduit toutes les veines et nuances du bois.  
Das oberflächliche Relief reproduziert alle Adern und Nuancen des Holzes.  
El relieve superficial reproduce todos los ejes y matices de la madera.

## COLOURS

Cores . Couleurs . Farben . Colores

Vanilla



Almond



Ash











Mosaic Rubic Oslo Vanilla 27.1x29.5 cm Natural DC1015

WALL + FLOOR  
PORCELAIN TILES

V2 - SLIGHT  
VARIATION

NATURAL  
(MATTE)

ANTI-SLIP  
(MATTE)

1cm

R9  
A  
CLASS 1

NATURAL

R11  
A+B  
CLASS 2

ANTI-SLIP

PTV ≥36

ANTI-SLIP



**VANILLA**  
22.05x88.8 cm ret.   
P9128C2 | GD08 P9125C2 | GD09



**VANILLA**  
14.5x88.8 cm ret.   
P9128C3 | GD08 P9125C3 | GD09



**MOSAIC RUBIC OSLO**  
**VANILLA** (PIECE)   
27.1x29.5x1 cm DC1015 | GJ37



**ASH**  
22.05x88.8 cm ret.   
P9124C2 | GD08 P9127C2 | GD09

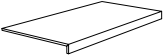


**ASH**  
14.5x88.8 cm ret.   
P9124C3 | GD08 P9127C3 | GD09



**MOSAIC RUBIC OSLO**  
**ASH** (PIECE)   
27.1x29.5x1 cm DC1017 | GJ37

SPECIAL PIECES



**Step Extra Fluted\***  
Degrau Espessurado . Nez de Marche Forte Épaisseur  
Winkelstufe . Peldaño con Espesor

29.5x88.8x1 cm ret. | GJ59



**Skirting**  
Rodapé . Plinthe  
Sockel . Rodapié

8x44.3x1 cm ret. | GJ09

PACKAGING



**Sizes (cm)**  
Dimensão . Format  
Maße . Formato

22.05x88.8x1 ret.  
14.5x88.8x1 ret.



**Pieces**  
Peças . Pièces  
Stück . Piezas

5  
7



**SQM**  
M²

0.980  
0.900



**Weight**  
Peso . Poids  
Gewicht . Peso

21.67  
20.07



**Box**  
Caixa . Boîte  
Karton . Caja

44  
45



**SQM**  
M²

43.120  
40.500



**Weight**  
Peso . Poids  
Gewicht . Peso

973  
923

\* Minimum of 10 pieces . Quantidade mínima de 10 peças . Quantité minimum de 10 pièces . Mindestmenge: 10 Stücke . Cantidad mínima de 10 piezas






# NOBLE

## The timeless and noble beauty of oak.

A beleza intemporal e nobre do carvalho.  
La beauté intemporelle et noble du chêne.  
Die zeitlose und edle Schönheit der Eiche.  
La belleza atemporal y noble del roble.

 **Porcelain Tiles**  
Wall & Floor

22x90cm 8.7"x35.4"	15x90cm 5.9"x35.4"
-----------------------	-----------------------



**The surface structure reproduces all the veins and nuances of wood.**  
O relevo superficial replica todos os veios e nuances da madeira.  
Le relief de surface reproduit toutes les veines et nuances du bois.  
Das oberflächliche Relief reproduziert alle Adern und Nuancen des Holzes.  
El relieve superficial reproduce todos los ejes y matices de la madera.

## COLOURS

Cores . Couleurs . Farben . Colores



SEE IT IN YOUR  
ROOM!

Noble Camel 22.05x88.8 cm ret. Natural P9115C2  
Noble Camel 14.5x88.8 cm ret. Natural P9115C3





Noble Camel 22.05x88.8 cm ret. Natural P9115C2  
Noble Camel 14.5x88.8 cm ret. Natural P9115C3  
Mosaic Rubic Noble Camel 27.1x29.5 cm Natural DC1012



Noble Brume 22.05x88.8 cm ret. Natural P9116C2  
Noble Brume 14.5x88.8 cm ret. Natural P9116C3



Noble Raffia 22.05x88.8 cm ret. Natural P9114C2  
Noble Raffia 14.5x88.8 cm ret. Natural P9114C3





Noble Tortora 22.05x88.8 cm ret. Natural P9117C2  
Noble Tortora 14.5x88.8 cm ret. Natural P9117C3

WALL + FLOOR  
PORCELAIN TILES

V3 - MODERATE  
VARIATION

NATURAL  
(MATTE)

ANTI-SLIP  
(MATTE)

1cm

R9  
A  
CLASS 1

NATURAL

R11  
A+B  
CLASS 2

ANTI-SLIP

PTV ≥36

ANTI-SLIP



**RAFFIA**  
22.05x88.8 cm ret. P9114C2 | GD10 P9118C2 | GD11



**RAFFIA**  
14.5x88.8 cm ret. P9114C3 | GD10 P9118C3 | GD11



**MOSAIC RUBIC NOBLE  
RAFFIA (PIECE)**  
27.1x29.5x1 cm DC1011 | GJ37



**TORTORA**  
22.05x88.8 cm ret. P9117C2 | GD10 P9121C2 | GD11



**TORTORA**  
14.5x88.8 cm ret. P9117C3 | GD10 P9121C3 | GD11



**MOSAIC RUBIC NOBLE  
TORTORA (PIECE)**  
27.1x29.5x1 cm DC1014 | GJ37



**CAMEL**  
22.05x88.8 cm ret. P9115C2 | GD10 P9119C2 | GD11



**CAMEL**  
14.5x88.8 cm ret. P9115C3 | GD10 P9119C3 | GD11



**MOSAIC RUBIC NOBLE  
CAMEL (PIECE)**  
27.1x29.5x1 cm DC1012 | GJ37



**BRUME**  
22.05x88.8 cm ret. P9116C2 | GD10 P9120C2 | GD11

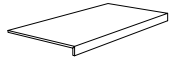


**BRUME**  
14.5x88.8 cm ret. P9116C3 | GD10 P9120C3 | GD11



**MOSAIC RUBIC NOBLE  
BRUME (PIECE)**  
27.1x29.5x1 cm DC1013 | GJ37

SPECIAL PIECES



**Step Extra Fluted\***  
Degrau Espessurado . Nez de Marche Forte Épaisseur  
Winkelstufe . Peldaño con Espesor



**Skirting**  
Rodapé . Plinthe  
Sockel . Rodapié

29.5x88.8x1 cm ret. | GJ59 8x44.3x1 cm ret. | GJ09

PACKAGING



**Sizes (cm)**  
Dimensão . Format  
Maße . Formato



**Pieces**  
Peças . Pièces  
Stück . Piezas



**SQM**  
M²



**Weight**  
Peso . Poids  
Gewicht . Peso



**Box**  
Caixa . Boîte  
Karton . Caja



**SQM**  
M²



**Weight**  
Peso . Poids  
Gewicht . Peso

22.05x88.8x1 ret.	5	0.980	21.67	44	43.120	973
14.5x88.8x1 ret.	7	0.900	20.07	45	40.500	923

\* Minimum of 10 pieces . Quantidade mínima de 10 peças . Quantité minimum de 10 pièces . Mindestmenge: 10 Stücke . Cantidad mínima de 10 piezas





SEE IT IN YOUR  
ROOM!

Bosco Castagno 22.05x88.8 cm ret. Natural P9082C2  
Bosco Castagno 14.5x88.8 cm ret. Natural P9082C3

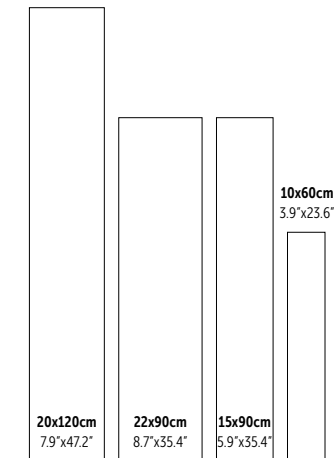
# BOSCO

## The naturalness and authenticity of wood essence.

A naturalidade e autenticidade da essência da madeira.  
Le naturel et l'authenticité de l'essence du bois.  
Die Natürlichkeit und Authentizität die Essenz des Holzes.  
La naturalidad y la autenticidad de la esencia de la madera.



**Porcelain Tiles**  
Wall & Floor



## COLOURS

Cores . Couleurs . Farben . Colores

Noce




Castagno



Nebbia



Grigio







Bosco Castagno 10x60 cm Natural P3026C1



Bosco Nebbia 22.05x88.8 cm ret. Natural P9084C2  
Bosco Nebbia 14.5x88.8 cm ret. Natural P9084C3



Bosco Noce 22.05x88.8 cm ret. Natural P9081C2  
Bosco Noce 14.5x88.8 cm ret. Natural P9081C3

WOOD



**NOCE**  
20x120 cm ret.

P1001R | GD15

P1005R | GD16

**NOCE**  
22.05x88.8 cm ret.

P9081C2 | GD14

P9085C2 | GD15

**NOCE**  
14.5x88.8 cm ret.

P9081C3 | GD14

P9085C3 | GD15

**NOCE**  
10x60 cm

P3027C1 | GC13

**CASTAGNO**  
20x120 cm ret.

P1002R | GD15

P1006R | GD16

**CASTAGNO**  
22.05x88.8 cm ret.

P9082C2 | GD14

P9086C2 | GD15

**CASTAGNO**  
14.5x88.8 cm ret.

P9082C3 | GD14

P9086C3 | GD15

**CASTAGNO**  
10x60 cm

P3026C1 | GC13

**MOSAIC BOSCO NOCE**  
(9.7X9.7 cm) (PIECE)

DC364 | GJ33

**MOSAIC BOSCO NOCE**  
(4.7X4.7 cm) (PIECE)

DC360 | GJ33

**MOSAIC BOSCO CASTAGNO**  
(9.7X9.7 cm) (PIECE)

DC365 | GJ33

**MOSAIC BOSCO CASTAGNO**  
(4.7X4.7 cm) (PIECE)

DC361 | GJ33

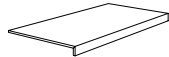














Bosco Grigio 10x60 cm Natural P3028C1

SPECIAL PIECES

	
<b>Step Extra Fluted*</b> Degrau Espessurado . Nez de Marche Forte Épaisseur Winkelstufe . Peldaño con Espesor	<b>Skirting</b> Rodapé . Plinthe Sockel . Rodapié
29.5x88.8x1 cm ret.   GJ59	8x44.3x1 cm ret.   GJ09

\* Minimum of 10 pieces . Quantidade mínima de 10 peças . Quantité minimum de 10 pièces . Mindestmenge: 10 Stücke . Cantidad mínima de 10 piezas

PACKAGING

						
<b>Sizes (cm)</b> Dimensão . Format Maße . Formato	<b>Pieces</b> Peças . Pièces Stück . Piezas	<b>SQM</b> M²	<b>Weight</b> Peso . Poids Gewicht . Peso	<b>Box</b> Caixa . Bolte Karton . Caja	<b>SQM</b> M²	<b>Weight</b> Peso . Poids Gewicht . Peso
20x120x1.15 ret.	6	1.440	32.00	44	63.360	1428
22.05x88.8x1 ret.	5	0.980	21.67	44	43.120	973
14.5x88.8x1 ret.	7	0.900	20.07	45	40.500	923
10x60x0.85	21	1.260	22.83	40	50.400	933



WALL + FLOOR  
PORCELAIN TILES



V4 - STRONG  
VARIATION



NATURAL  
(MATTE)



ANTI-SLIP  
(MATTE)



1.15cm  
20x120



1cm  
22.05x88.8  
14.5x88.8



0.85cm  
10x60



R10  
NATURAL  
22.05x88.8  
14.5x88.8  
10x60



R11  
A+B  
ANTI-SLIP  
22.05x88.8  
14.5x88.8



R9  
A  
CLASS 1  
NATURAL  
20x120



R11  
A+B+C  
CLASS 3  
ANTI-SLIP  
20x120



PTV ≥ 36  
ANTI-SLIP



NEBBIA

20x120 cm ret.



P1004R | GD15



P1008R | GD16



NEBBIA

22.05x88.8 cm ret.



P9084C2 | GD14



P9088C2 | GD15



NEBBIA

14.5x88.8 cm ret.



P9084C3 | GD14



P9088C3 | GD15



NEBBIA

10x60 cm



P3025C1 | GC13



GRIGIO

20x120 cm ret.



P1003R | GD15



P1007R | GD16



GRIGIO

22.05x88.8 cm ret.



P9083C2 | GD14



P9087C2 | GD15



GRIGIO

14.5x88.8 cm ret.



P9083C3 | GD14



P9087C3 | GD15



GRIGIO

10x60 cm



P3028C1 | GC13



MOSAIC BOSCO NEBBIA

(9.7X9.7 cm) (PIECE)

29.5x29.5x1 cm



DC367 | GJ33



MOSAIC BOSCO NEBBIA

(4.7X4.7 cm) (PIECE)

29.5x29.5x1 cm



DC363 | GJ33



MOSAIC BOSCO GRIGIO

(9.7X9.7 cm) (PIECE)

29.5x29.5x1 cm



DC366 | GJ33



MOSAIC BOSCO GRIGIO

(4.7X4.7 cm) (PIECE)

29.5x29.5x1 cm



DC362 | GJ33





## WOOD | 121





Lumber Savannah 22.05x88.8 cm ret. Natural P9097C2  
Lumber Savannah 14.5x88.8 cm ret. Natural P9097C3



Lumber Alaska 22.05x88.8 cm ret. Natural P9095C2  
Lumber Alaska 14.5x88.8 cm ret. Natural P9095C3



Lumber Arizona 22.05x88.8 cm ret. Natural P9096C2  
Lumber Arizona 14.5x88.8 cm ret. Natural P9096C3





Lumber Western 22.05x88.8 cm ret. Natural P9098C2  
Lumber Western 14.5x88.8 cm ret. Natural P9098C3

WALL + FLOOR  
PORCELAIN TILES

V3 - MODERATE  
VARIATION

NATURAL  
(MATTE)

ANTI-SLIP  
(MATTE)

1cm

R9  
A  
CLASS 1

R11  
A+B  
CLASS 2

PTV ≥ 36

NATURAL

ANTI-SLIP

ANTI-SLIP



**ALASKA**  
22.05x88.8 cm ret. P9095C2 | GD14 P9101C2 | GD15



**ALASKA**  
14.5x88.8 cm ret. P9095C3 | GD14 P9101C3 | GD15



**SAVANNAH**  
22.05x88.8 cm ret. P9097C2 | GD14 P9103C2 | GD15



**SAVANNAH**  
14.5x88.8 cm ret. P9097C3 | GD14 P9103C3 | GD15



**ARIZONA**  
22.05x88.8 cm ret. P9096C2 | GD14 P9102C2 | GD15



**ARIZONA**  
14.5x88.8 cm ret. P9096C3 | GD14 P9102C3 | GD15



**WESTERN**  
22.05x88.8 cm ret. P9098C2 | GD14 P9104C2 | GD15



**WESTERN**  
14.5x88.8 cm ret. P9098C3 | GD14 P9104C3 | GD15

SPECIAL PIECES	
<b>Step Extra Fluted*</b> Degrau Espessurado . Nez de Marche Forte Épaisseur Winkelstufe . Peldaño con Espesor	<b>Skirting</b> Rodapé . Plinthe Sockel . Rodapié
29.5x88.8x1 cm ret.   GJ59	8x44.3x1 cm ret.   GJ09

PACKAGING						
<b>Sizes (cm)</b> Dimensão . Format Maße . Formato	<b>Pieces</b> Peças . Pièces Stück . Piezas	<b>SQM</b> M²	<b>Weight</b> Peso . Poids Gewicht . Peso	<b>Box</b> Caixa . Boîte Karton . Caja	<b>SQM</b> M²	<b>Weight</b> Peso . Poids Gewicht . Peso
22.05x88.8x1 ret.	5	0.980	21.67	44	43.120	973
14.5x88.8x1 ret.	7	0.900	20.07	45	40.500	923

\* Minimum of 10 pieces . Quantidade mínima de 10 peças . Quantité minimum de 10 pièces . Mindestmenge: 10 Stücke . Cantidad mínima de 10 piezas





SEE IT IN YOUR  
ROOM!

Castle Honey Oak 22.05x90 cm P9063C5  
Castle Honey Oak 14.5x90 cm P9063C4

# CASTLE


**A rustic wood inspiration expressed in ultra modern colours.**

Inspiração de madeira rústica numa expressão de cores ultra modernas.  
Inspiration du bois rustique dans une expression de couleurs ultra modernes.  
Inspiriert von rustikalem Holz in einem Ausdruck hochmoderner Farben.  
Inspiración de madera rústica en una expresión de colores ultramodernos.



**Porcelain Tiles**

Wall & Floor



## COLOURS

Cores . Couleurs . Farben . Colores

*Sand Oak*



*Honey Oak*




*Frozen Oak*




*Smoked Oak*



*Platinum Oak*



*Coffee Oak*







Castle Platinum Oak 22.05x90 cm P9064C5  
Castle Platinum Oak 14.5x90 cm P9064C4



CASTLE

WALL + FLOOR  
PORCELAIN TILES

V2 - SLIGHT  
VARIATION

NATURAL  
(MATTE)

1cm

R10  
A  
CLASS 2

SAND OAK

22.05x90 cm

P9061C5 | GC12

SAND OAK

14.5x90 cm

P9061C4 | GC12

MOSAIC CASTLE SAND OAK

(9.7X9.7 cm) (PIECE)

29.5x29.5x1 cm DC332 | GJ32

MOSAIC CASTLE SAND OAK

(4.7X4.7 cm) (PIECE)

29.5x29.5x1 cm DC326 | GJ33

FROZEN OAK

22.05x90 cm

P9060C5 | GC12

FROZEN OAK

14.5x90 cm

P9060C4 | GC12

MOSAIC CASTLE FROZEN OAK

(9.7X9.7 cm) (PIECE)

29.5x29.5x1 cm DC331 | GJ32

MOSAIC CASTLE FROZEN OAK

(4.7X4.7 cm) (PIECE)

29.5x29.5x1 cm DC325 | GJ33

PLATINIUM OAK

22.05x90 cm

P9064C5 | GC12

PLATINIUM OAK

14.5x90 cm

P9064C4 | GC12

MOSAIC CASTLE PLATINIUM OAK

(9.7X9.7 cm) (PIECE)

29.5x29.5x1 cm DC335 | GJ32

MOSAIC CASTLE PLATINIUM OAK

(4.7X4.7 cm) (PIECE)

29.5x29.5x1 cm DC329 | GJ33



Castle Sand Oak 22.05x90 cm P9061C5  
Castle Sand Oak 14.5x90 cm P9061C4





Castle Smoked Oak 22.05x90 cm P9062C5  
Castle Smoked Oak 14.5x90 cm P9062C4



WALL + FLOOR  
PORCELAIN TILES



V2 - SLIGHT  
VARIATION



NATURAL  
(MATTE)



1cm




R10  
A  
CLASS 2



HONEY OAK  
22.05x90 cm P9063C5 | GC12



HONEY OAK  
14.5x90 cm P9063C4 | GC12



MOSAIC CASTLE HONEY OAK  
(9.7X9.7 cm) (PIECE)  
29.5x29.5x1 cm DC334 | GJ32



MOSAIC CASTLE HONEY OAK  
(4.7X4.7 cm) (PIECE)  
29.5x29.5x1 cm DC328 | GJ33



SMOKED OAK  
22.05x90 cm P9062C5 | GC12



SMOKED OAK  
14.5x90 cm P9062C4 | GC12



MOSAIC CASTLE SMOKED OAK  
(9.7X9.7 cm) (PIECE)  
29.5x29.5x1 cm DC333 | GJ32



MOSAIC CASTLE SMOKED OAK  
(4.7X4.7 cm) (PIECE)  
29.5x29.5x1 cm DC327 | GJ33



COFFEE OAK  
22.05x90 cm P9065C5 | GC12



COFFEE OAK  
14.5x90 cm P9065C4 | GC12



MOSAIC CASTLE COFFEE OAK  
(9.7X9.7 cm) (PIECE)  
29.5x29.5x1 cm DC336 | GJ32



MOSAIC CASTLE COFFEE OAK  
(4.7X4.7 cm) (PIECE)  
29.5x29.5x1 cm DC330 | GJ33

SPECIAL PIECES



Skirting  
Rodapé . Plinthe  
Sockel . Rodapié

8x44.3x1 cm ret. | GJ09

PACKAGING



Sizes (cm) Dimensão . Format Maße . Formato	Pieces Peças . Pièces Stück . Piezas	SQM M²	Weight Peso . Poids Gewicht . Peso	Box Caixa . Boite Karton . Caja	SQM M²	Weight Peso . Poids Gewicht . Peso
22.05x90x1	5	0.990	21.52	44	43.560	967
14.5x90x1	7	0.910	19.50	45	40.950	898





SEE IT IN YOUR  
ROOM!

Deck 14.5x88.8 cm ret. CT77C3

# DECK

## Extremely functional and resistant.

Extremamente funcional e resistente.  
Extrêmement fonctionnel et résistant.  
Äußerst funktional und beständig.  
Extremadamente funcional y resistente.



### Porcelain Tiles

Wall & Floor



15x90cm  
5.9"x35.4"


## COLOURS

Cores . Couleurs . Farben . Colores

Deck



Deck Grey







Deck Grey 14.5x88.8 cm ret. CT78C3

WALL + FLOOR  
PORCELAIN TILES

V2 - SLIGHT  
VARIATION

NATURAL  
(MATTE)

1cm

R11  
A+B+C



**DECK**  
14.5x88.8 cm ret.   
CT77C3 | GD16



**DECK GREY**  
14.5x88.8 cm ret.   
CT78C3 | GD16


PACKAGING

<b>Sizes (cm)</b> Dimensão . Format Maße . Format	<b>Pieces</b> Peças . Pièces Stück . Piezas	<b>SQM</b> M²	<b>Weight</b> Peso . Poids Gewicht . Peso	<b>Box</b> Caixa . Boite Karton . Caja	<b>SQM</b> M²	<b>Weight</b> Peso . Poids Gewicht . Peso
14.5x88.8x1 ret.	7	0.900	20.07	45	40.500	923



Deck 14.5x88.8 cm ret. CT77C3





---

**MARBLE & STONE**





SEE IT IN YOUR  
ROOM!

Prisma Muse Coal 30x90 cm ret. R3238R  
Muse Coal 30x90 cm ret. R3234R

# MUSE

The minimalistic spirit of the purest and most sophisticated marbles.

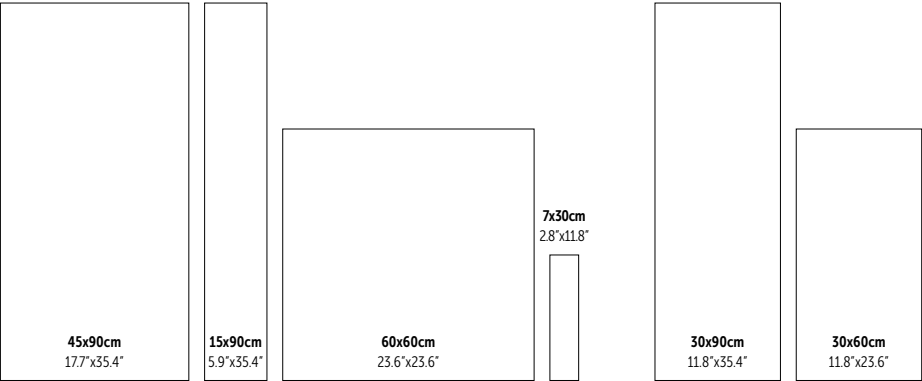
O espírito minimalista dos mármore mais puros e sofisticados.  
L'esprit minimaliste des marbres les plus purs et les plus sophistiqués.  
Der minimalistische Geist der reinsten und raffiniertesten Marmore.  
El espíritu minimalista de los mármoles más puros y sofisticados.



**Porcelain Tiles**  
Wall & Floor



**Wall Tiles**  
Wall



## COLOURS

Cores . Couleurs . Farben . Colores

White



Ivory



Grey



Coal







*Wall:*  
**Muse White** 30x90 cm ret. R3231R

*Floor:*  
**Muse White** 44.3x88.8 cm ret. Satin P9134R



**Prisma Muse White** 30x90 cm ret. R3235R



**Mosaic Diamond Muse Mix** 18x21 cm DC7004





**WHITE**  
44.3x88.8 cm ret.    
P9130R | GD15 P9134R | GD15



**WHITE**  
14.5x88.8 cm ret.    
P9130C3 | GD17 P9134C3 | GD17



**WHITE**  
59.2x59.2 cm ret.    
60x60 cm P6110R | GD11 P6114R | GD11  
P6110 | GC14 P6114 | GC14



**MOSAIC MUSE WHITE (4.7X4.7 CM)** (PIECE)    
29.5x29.5x1 cm DC4021 | GJ32 DC4025 | GJ32



**WHITE**  
7.2x29.5 cm    
P6110C7 | GD17 P6114C7 | GD17



**IVORY**  
44.3x88.8 cm ret.    
P9131R | GD15 P9135R | GD15





**IVORY**  
14.5x88.8 cm ret.    
P9131C3 | GD17 P9135C3 | GD17



**IVORY**  
59.2x59.2 cm ret.    
60x60 cm P6111R | GD11 P6115R | GD11  
P6111 | GC14 P6115 | GC14



**MOSAIC MUSE IVORY (4.7X4.7 CM)** (PIECE)    
29.5x29.5x1 cm DC4022 | GJ32 DC4026 | GJ32



**IVORY**  
7.2x29.5 cm    
P6111C7 | GD17 P6115C7 | GD17



**Muse Ivory** 44.3x88.8 cm ret. Satin P9135R  
**Muse Ivory** 14.5x88.8 cm ret. Satin P9135C3





WALL + FLOOR  
PORCELAIN TILES



V2 - SLIGHT  
VARIATION



NATURAL  
(MATTE)



SATIN



1cm



R10  
A+B  
CLASS 1



PTV ≥ 36

NATURAL

NATURAL

MUSE



GREY

44.3x88.8 cm ret.



P9132R | GD15



P9136R | GD15



COAL

44.3x88.8 cm ret.



P9133R | GD15



P9137R | GD15



GREY

14.5x88.8 cm ret.



P9132C3 | GD17



P9136C3 | GD17



COAL


14.5x88.8 cm ret.



P9133C3 | GD17



P9137C3 | GD17



GREY

59.2x59.2 cm ret.

60x60 cm



P6112R | GD11



P6116R | GD11

P6112 | GC14

P6116 | GC14



COAL

59.2x59.2 cm ret.

60x60 cm



P6113R | GD11



P6117R | GD11

P6113 | GC14

P6117 | GC14



MOSAIC MUSE GREY (4.7X4.7 CM) (PIECE)

29.5x29.5x1 cm

DC4023 | GJ32 DC4027 | GJ32



GREY

7.2x29.5 cm



P6112C7 | GD17



P6116C7 | GD17



MOSAIC MUSE COAL (4.7X4.7 CM) (PIECE)

29.5x29.5x1 cm

DC4024 | GJ32 DC4028 | GJ32



COAL

7.2x29.5 cm



P6113C7 | GD17



P6117C7 | GD17

SPECIAL PIECES



Stairstep

Degrau . Nez-de-Marche

Stufe . Peldaño

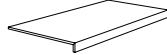
44.3x88.8x1 cm ret. | GJ46

59.2x59.2x1 cm ret. | GJ42

29.5x59.2x1 cm ret. | GJ33

60x60x1 cm | GJ36

30x60x1 cm | GJ28



Step Extra Fluted\*

Degrau Espessurado. Nez de Marche Forte Épaisseur

Winkelstufe . Peldaño con Espesor

29.5x88.8x1 cm ret. | GJ59

29.5x59.2x1 cm ret. | GJ58



Skirting

Rodapé . Plinthe

Sockel . Rodapié

8x44.3x1 cm ret. | GJ09

8x59.2x1 cm ret. | GJ14

8x60x1 cm | GJ10

PACKAGING



Sizes (cm)

Dimensão . Format

Maße . Formato

44.3x88.8x1 ret.

14.5x88.8x1 ret.

59.2x59.2x1 ret.

60x60x1

7.2x29.5x1



Pieces

Peças . Pièces

Stück . Piezas

2

7

3

3

18



SQM

M²

0.787

0.900

1.050

1.080

0.383



Weight

Peso . Poids

Gewicht . Peso

17.72

20.07

23.20

23.78

8.65



Box

Caixa . Boite

Karton . Caja

43

45

36

36

98



SQM

M²

33.841

40.500

37.800

38.880

37.534



Weight

Peso . Poids

Gewicht . Peso

782

923

855

876

870

Muse Grey 44.3x88.8 cm ret. Natural P9132R

\* Minimum of 10 pieces . Quantidade mínima de 10 peças . Quantité minimum de 10 pièces . Mindestmenge: 10 Stücke . Cantidad mínima de 10 piezas





Muse White 44.3x88.8 cm ret. Satin P9134R  
Mosaic Basket Muse White/Coal 34x34 cm DC1001



**WHITE**  
30x90 cm ret.  
29.5x59.2 cm ret.  
30x60 cm  
R3231R | GB13  
R3776R | GB05  
R3776 | GA13



**IVORY**  
30x90 cm ret.  
29.5x59.2 cm ret.  
30x60 cm  
R3232R | GB13  
R3777R | GB05  
R3777 | GA13




**PRISMA WHITE** m²  
30x90 cm ret.  
29.5x59.2 cm ret.  
30x60 cm  
R3235R | GB15  
R3781R | GB08  
R3781 | GA17




**PRISMA IVORY** m²  
30x90 cm ret.  
29.5x59.2 cm ret.  
30x60 cm  
R3236R | GB15  
R3782R | GB08  
R3782 | GA17




**MOSAIC BASKET MUSE**  
**WHITE/COAL** (PIECE)  
34x34x0.85 cm  
DC1001 | GJ39



**MOSAIC MUSE WHITE**  
**(2.5X2.5 CM)** (PIECE)  
29.5x29.5x0.85 cm  
DC2026 | GJ30



**MOSAIC BASKET MUSE**  
**IVORY/GREY** (PIECE)  
34x34x0.85 cm  
DC1002 | GJ39



**MOSAIC MUSE IVORY**  
**(2.5X2.5 CM)** (PIECE)  
29.5x29.5x0.85 cm  
DC2027 | GJ30




**MOSAIC HEXA SLIM MUSE**  
**WHITE** (PIECE)  
28.1x34.1x0.85 cm  
DC1007 | GJ39



**MOSAIC DIAMOND MUSE**  
**WHITE** (PIECE)  
18x21x0.85 cm  
DC7005 | GJ19



**MOSAIC HEXA SLIM MUSE**  
**IVORY** (PIECE)  
28.1x34.1x0.85 cm  
DC1008 | GJ39



**MOSAIC DIAMOND MUSE**  
**IVORY** (PIECE)  
18x21x0.85 cm  
DC7006 | GJ19



**MOSAIC HEXA SLIM MUSE**  
**WHITE/COAL** (PIECE)  
28.1x34.1x0.85 cm  
DC1005 | GJ39



**MOSAIC DIAMOND MUSE**  
**MIX** (PIECE)  
18x21x0.85 cm  
DC7004 | GJ19



**MOSAIC HEXA SLIM MUSE**  
**IVORY/GREY** (PIECE)  
28.1x34.1x0.85 cm  
DC1006 | GJ39





Wall:  
Prisma Muse Grey 29.5x59.2 cm ret. R3783R  
Muse Grey 29.5x59.2 cm ret. R3778R

Floor:  
Muse Coal 59.2x59.2 cm ret. Satin P6117R



WALL  
WALL TILES



V2 - SLIGHT  
VARIATION



SATIN



1.17cm  
30x90



0.85cm  
29.5x59.2  
30x60




GREY

30x90 cm ret.  
29.5x59.2 cm ret.  
30x60 cm



R3233R | GB13  
R3778R | GB05  
R3778 | GA13



PRISMA GREY **m²**  
30x90 cm ret.  
29.5x59.2 cm ret.  
30x60 cm




R3237R | GB15  
R3783R | GB08  
R3783 | GA17



MOSAIC BASKET MUSE  
GREY/IVORY (PIECE)



34x34x0.85 cm DC1004 | GJ39



MOSAIC MUSE GREY  
(2.5X2.5 CM) (PIECE)



29.5x29.5x0.85 cm DC2028 | GJ30



MOSAIC HEXA SLIM MUSE  
GREY (PIECE)



28.1x34.1x0.85 cm DC1009 | GJ39



MOSAIC DIAMOND MUSE  
GREY (PIECE)



18x21x0.85 cm DC7007 | GJ19




COAL

30x90 cm ret.  
29.5x59.2 cm ret.  
30x60 cm



R3234R | GB13  
R3779R | GB05  
R3779 | GA13



PRISMA COAL **m²**  
30x90 cm ret.  
29.5x59.2 cm ret.  
30x60 cm




R3238R | GB15  
R3784R | GB08  
R3784 | GA17



MOSAIC BASKET MUSE  
COAL/WHITE (PIECE)



34x34x0.85 cm DC1003 | GJ39



MOSAIC MUSE COAL  
(2.5X2.5 CM) (PIECE)



29.5x29.5x0.85 cm DC2029 | GJ30



MOSAIC HEXA SLIM MUSE  
COAL (PIECE)



28.1x34.1x0.85 cm DC1010 | GJ39

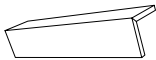


MOSAIC DIAMOND MUSE  
COAL (PIECE)



18x21x0.85 cm DC7008 | GJ19

SPECIAL PIECES



Profile

Perfil . Profil

Profil . Perfil

2x30x1.17 cm ret. | GJ35

2x59.2x0.85 cm ret. | GJ44

2x29.5x0.85 cm ret. | GJ35

PACKAGING



Sizes (cm)

Dimensão . Format

Maße . Formato

30x90x1.17 ret.

29.5x59.2x0.85 ret.

30x60x0.85



Pieces

Peças . Pièces

Stück . Piezas

4

8

8



SQM

M²

1.080

1.400

1.460



Weight

Peso . Poids

Gewicht . Peso

21.32

19.81

20.63



Box

Caixa . Boîte

Karton . Caja

40

32

32



SQM

M²

43.200

44.800

46.720



Weight

Peso . Poids

Gewicht . Peso

872

654

680





SEE IT IN YOUR  
ROOM!

**Wall:**  
**Natura Kalacata Grey** 30x90 cm ret. R907R  
**Jazz Natura Kalacata Grey** 30x90 cm ret. R909R

**Floor:**  
**Natura Kalacata Grey** 59.2x59.2 cm ret. Semi-Polished Shine PT144SPB

# Natura KALACATA

## Refinement and sophistication of a natural calacatta marble.

Requite e sofisticação do mármore calacatta natural.  
Raffinement et sophistication du marbre naturel de calacatta.  
Raffinesse und Eleganz von natürlichem Kalacata-Marmor.  
Refinamiento y sofisticación del mármol calacatta natural.



**Porcelain Tiles**  
Wall & Floor




**Wall Tiles**  
Wall




**Glazed Floor Tiles**  
Wall & Floor



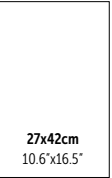
60x60cm  
23.6"x23.6"



30x90cm  
11.8"x35.4"



30x60cm  
11.8"x23.6"



27x42cm  
10.6"x16.5"



45x45cm  
17.7"x17.7"

## COLOURS

Cores . Couleurs . Farben . Colores

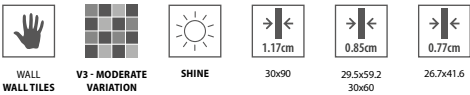
*Kalacata*



*Kalacata Grey*







**KALACATA**  
30x90 cm ret.  
29.5x59.2 cm ret.  
30x60 cm  
26.7x41.6 cm

R902R | GB10  
R820R | GB02  
R820 | GA09  
3160 | GA08



**KALACATA GREY**  
30x90 cm ret.  
29.5x59.2 cm ret.  
30x60 cm  
26.7x41.6 cm

R907R | GB10  
R819R | GB02  
R819 | GA09  
3165 | GA08



**JAZZ KALACATA** m²  
30x90 cm ret.

R908R<sup>(A)</sup> | GB12




**JAZZ KALACATA GREY** m²  
30x90 cm ret.

R909R<sup>(A)</sup> | GB12




**DECOR KALACATA LINE** m²  
30x90 cm ret.  
29.5x59.2 cm ret.

R906R<sup>(A)</sup> | GB10  
R823R<sup>(A)</sup> | GB08



**MOSAIC NATURA KALACATA GREY (1.81X1.81 CM) (PIECE)**  
30x30x1.17 cm  
DC906 | GJ39



**MOSAIC NATURA KALACATA (1.81X1.81 CM) (PIECE)**  
30x30x1.17 cm  
DC900 | GJ39

<sup>(A)</sup> Random Drawing . Desenho Aleatório . Dessin Aléatoire . Wechselndes Design . Diseño Aleatorio

SPECIAL PIECES




Profile
Perfil . Profil
Perfil . Perfil
2x30x1.17 cm ret.   GJ35
2x59.2x0.85 cm ret.   GJ44
2x29.5x0.85 cm ret.   GJ35

PACKAGING


Sizes (cm)	Pieces	SQM	Weight	Box	SQM	Weight
Dimensão . Format	Peças . Pièces	M²	Peso . Poids	Caixa . Boite	M²	Peso . Poids
Maße . Formato	Stück . Piezas		Gewicht . Peso	Karton . Caja		Gewicht . Peso
30x90x1.17 ret.	4	1.080	21.32	40	43.200	872
29.5x59.2x0.85 ret.	8	1.400	19.81	32	44.800	654
30x60x0.85	8	1.460	20.63	32	46.720	680
26.7x41.6x0.77	9	1.000	13.13	78	78.000	1044




Natura KALACATA




WALL + FLOOR  
PORCELAIN TILES




V3 - MODERATE  
VARIATION



NATURAL  
(MATTE)



SEMI-POLISHED  
(SHINE)



1cm

R10  
CLASS 2


NATURAL




**KALACATA**  
59.2x59.2 cm ret.  
PT140R | GD09 PT140SPB | GD15




**KALACATA GREY**  
59.2x59.2 cm ret.  
PT144R | GD09 PT144SPB | GD15




WALL + FLOOR  
GLAZED FLOOR TILES




V3 - MODERATE  
VARIATION



MATTE



0.85cm

 UPEC



**KALACATA**  
45x45 cm  
C430 | GI10










**KALACATA GREY**  
45x45 cm  
C431 | GI10

SPECIAL PIECES

		
<b>Stairstep</b> Degrau . Nez-de-Marche Stufe . Peldaño	<b>Step Extra Fluted*</b> Degrau Espessurado . Nez de Marche Forte Epaisseur Winkelstufe . Peldaño con Espesor	<b>Skirting</b> Rodapé . Plinthe Sockel . Rodapié
59.2x59.2x1 cm ret.   GJ42	29.5x59.2x1 cm ret.   GJ58	8x59.2x1 cm ret.   GJ14
45x45x0.85 cm   GJ21		8x45x0.85 cm   GJ03

\* Minimum of 10 pieces . Quantidade mínima de 10 peças . Quantité minimum de 10 pièces . Mindestmenge: 10 Stücke . Cantidad mínima de 10 piezas

PACKAGING

						
<b>Sizes (cm)</b> Dimensão . Format Maße . Formato	<b>Pieces</b> Peças . Pièces Stück . Piezas	<b>SQM</b> M²	<b>Weight</b> Peso . Poids Gewicht . Peso	<b>Box</b> Caixa . Bolte Karton . Caja	<b>SQM</b> M²	<b>Weight</b> Peso . Poids Gewicht . Peso
59.2x59.2x1 ret.	3	1.050	23.20	36	37.800	855
45x45x0.85	5	1.010	18.23	36	36.360	671



Natura Kalacata 59.2x59.2 cm ret. Semi-Polished Shine PT140SPB












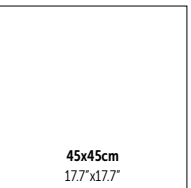
SEE IT IN YOUR ROOM!

Wall:  
Natura Travertino Creme 26.7x41.6 cm 3163  
Floor:  
Natura Travertino Creme 59.2x59.2 cm ret. Semi-Polished Shine PT142SPB

# Natura TRAVERTINO

**A strong appeal to organic forms from nature in a timeless stone.**

Um forte apelo às formas orgânicas da natureza numa pedra intemporal.  
La nature dans une pierre intemporelle.  
Ein starker Appell an die organischen Formen der Natur in einem zeitlosen Stein.  
Una fuerte apelación a las formas orgánicas de la naturaleza en una piedra atemporal.

 <b>Porcelain Tiles</b> Wall & Floor	 <b>Wall Tiles</b> Wall	 <b>Glazed Floor Tiles</b> Wall & Floor		
 <b>60x60cm</b> 23.6"x23.6"	 <b>30x90cm</b> 11.8"x35.4"	 <b>30x60cm</b> 11.8"x23.6"	 <b>27x42cm</b> 10.6"x16.5"	 <b>45x45cm</b> 17.7"x17.7"

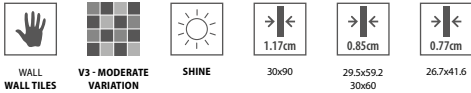
## COLOURS

Cores . Couleurs . Farben . Colores





Natura TRAVERTINO



**TRAVERTINO CREME**  
30x90 cm ret.  
29.5x59.2 cm ret.  
30x60 cm  
26.7x41.6 cm

R904R | GB10  
R822R | GB02  
R822 | GA09  
3163 | GA08



**TRAVERTINO NOZ**  
30x90 cm ret.  
29.5x59.2 cm ret.  
30x60 cm  
26.7x41.6 cm

R903R | GB10  
R821R | GB02  
R821 | GA09  
3162 | GA08



**DECOR MOSAIC TRAVERTINO CREME** m²  
30x90 cm ret.  
29.5x59.2 cm ret.

R912R<sup>(A)</sup> | GB10  
R824R<sup>(A)</sup> | GB08



**DECOR MOSAIC TRAVERTINO NOZ** m²  
30x90 cm ret.  
29.5x59.2 cm ret.

R913R<sup>(A)</sup> | GB10  
R825R<sup>(A)</sup> | GB08



**MOSAIC NATURA TRAVERTINO CREME (1.81X1.81 CM)** (PIECE)  
30x30x1.17 cm

DC902 | GJ39



**TRI MOSAIC NATURA TRAVERTINO** (PIECE)  
30x30x1.17 cm

DC904 | GJ39



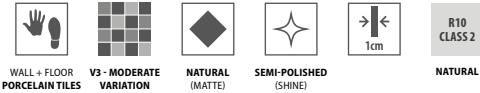
**MOSAIC NATURA TRAVERTINO NOZ (1.81X1.81 CM)** (PIECE)  
30x30x1.17 cm

DC901 | GJ39

<sup>(A)</sup> Random Drawing . Desenho Aleatório . Dessin Aléatoire . Wechselndes Design . Diseño Aleatorio



Natura Travertino Creme 30x90 cm ret. R904R  
Mosaic Natura Travertino Noz 30x30 cm DC901



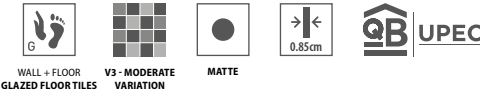
**TRAVERTINO CREME**  
59.2x59.2 cm ret.

PT142R | GD09 PT142SPB | GD15



**TRAVERTINO NOZ**  
59.2x59.2 cm ret.

PT141R | GD09 PT141SPB | GD15



**TRAVERTINO CREME**  
45x45 cm

C433 | GI10



**TRAVERTINO NOZ**  
45x45 cm

C432 | GI10

SPECIAL PIECES

<b>Stairstep</b> Degrau . Nez-de-Marche Stufe . Peldaño	<b>Step Extra Fluted*</b> Degrau Espessurado . Nez de Marche Forte Epaisseur Winkelstufe . Peldaño con Espesor	<b>Skirting</b> Rodapé . Plinthe Sockel . Rodapié
59.2x59.2x1 cm ret.   GJ42	29.5x59.2x1 cm ret.   GJ58	8x59.2x1 cm ret.   GJ14
45x45x0.85 cm   GJ21		8x45x0.85 cm   GJ03

PACKAGING

<b>Sizes (cm)</b> Dimensão . Format Maße . Formato	<b>Pieces</b> Peças . Pièces Stück . Piezas	<b>SQM</b> M²	<b>Weight</b> Peso . Poids Gewicht . Peso	<b>Box</b> Caixa . Boîte Karton . Caja	<b>SQM</b> M²	<b>Weight</b> Peso . Poids Gewicht . Peso
30x90x1.17 ret.	4	1.080	21.32	40	43.200	872
29.5x59.2x0.85 ret.	8	1.400	19.81	32	44.800	654
30x60x0.85	8	1.460	20.63	32	46.720	680
26.7x41.6x0.77	9	1.000	13.13	78	78.000	1044
59.2x59.2x1 ret.	3	1.050	23.20	36	37.800	855
45x45x0.85	5	1.010	18.23	36	36.360	671

\* Minimum of 10 pieces . Quantidade mínima de 10 peças . Quantité minimum de 10 pièces . Mindestmenge: 10 Stücke . Cantidad mínima de 10 piezas





SEE IT IN YOUR  
ROOM!

Wall:  
Mosaic Stone Age Grey 29.5x29.5 cm Honed DC4043  
Stone Age Anthracite 30x90 cm ret. Satin R3244R  
Mosaic Brick Stone Age Anthracite 26x29 cm Satin DC3004

Floor:  
Stone Age Grey 44.3x88.8 cm ret. Honed P9153PM

# STONE AGE

## The soul of natural stone in captivating harmony.

A alma natural da pedra numa harmonia envolvente.  
L'âme de la pierre naturelle dans une harmonie enveloppante.  
Die Seele des Natursteins in fesselnder Harmonie.  
El alma natural de la piedra en una armonía envolvente.



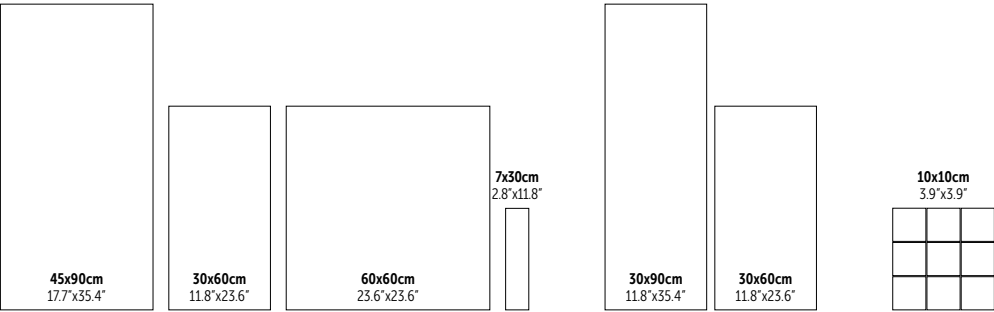
Porcelain Tiles  
Wall & Floor



Wall Tiles  
Wall



Floor Tiles  
Wall & Floor



## COLOURS

Cores . Couleurs . Farben . Colores








**Sawn Stone Age White** 29.5x59.2 cm ret. Satin R3791R



**Stone Age White** 44.3x88.8 cm ret. Polished P9151PG



**Wall:**  
**Stone Age White** 29.5x59.2 cm ret. Satin R3785R  
**Mosaic Stone Age White** 29.5x29.5 cm Satin DC2031  
**Sawn Stone Age White** 29.5x59.2 cm ret. Satin R3791R

**Floor:**  
**Stone Age White** 58.6x58.6 cm ret. Honed P6161PM





WALL + FLOOR  
PORCELAIN TILES



V4 - STRONG  
VARIATION



NATURAL  
(MATTE)



HONED



POLISHED



ANTI-SLIP  
(MATTE)



1cm



0.85cm



R10  
A+B  
CLASSE 2



R11



PTV ≥ 36

NATURAL

ANTI-SLIP

NATURAL



Wall:  
Sawn Stone Age Greige 30x90 cm ret. Satin R3246R

Floor:  
Stone Age Greige 58.6x58.6 cm ret. Honed P6162PM



WHITE

44.3x88.8 cm ret.  
29.2x58.6 cm ret.  
29.5x59.2 cm ret.  
30x60 cm



P9145R | GD15  
P3106R | GD09  
P3106 | GC12



P9151PM | GD22  
P6161PMC | GD20



P9151PG | GD22  
P6161PGC | GD20



WHITE

58.6x58.6 cm ret.  
59.2x59.2 cm ret.  
60x60 cm



P6135R | GD12  
P6135 | GC15



P6145R | GD13  
P6145 | GC16



P6161PM | GD20



P6161PG | GD20



MOSAIC STONE AGE WHITE  
(4.7X4.7 CM) (PIECE)

29.5x29.5x0.85 cm  
29.5x29.5x1 cm



DC4036 | GJ32



DC4041 | GJ35



WHITE

7.2x29.5 cm



P6135C7 | GD17



GREIGE

44.3x88.8 cm ret.  
29.2x58.6 cm ret.  
29.5x59.2 cm ret.  
30x60 cm



P9146R | GD15  
P3107R | GD09  
P3107 | GC12



P9152PM | GD22  
P6162PMC | GD20



P9152PG | GD22  
P6162PGC | GD20



GREIGE

58.6x58.6 cm ret.  
59.2x59.2 cm ret.  
60x60 cm



P6136R | GD12  
P6136 | GC15



P6146R | GD13  
P6146 | GC16



P6162PM | GD20



P6162PG | GD20



MOSAIC STONE AGE GREIGE  
(4.7X4.7 CM) (PIECE)

29.5x29.5x0.85 cm  
29.5x29.5x1 cm



DC4037 | GJ32



DC4042 | GJ35



GREIGE

7.2x29.5 cm



P6136C7 | GD17



STONE AGE

WALL + FLOOR  
PORCELAIN TILES

V4 - STRONG  
VARIATION

NATURAL  
(MATTE)

HONED

POLISHED

ANTI-SLIP  
(MATTE)

1cm

0.85cm

R10  
A+B  
CLASSE 2

R11

PTV ≥36

44.3x88.8  
59.2x59.2  
60x60  
58.6x58.6  
29.2x58.6  
7.2x29.5

29.5x59.2  
30x60

NATURAL

ANTI-SLIP

NATURAL



**GREY**

44.3x88.8 cm ret.  
29.2x58.6 cm ret.  
29.5x59.2 cm ret.  
30x60 cm

P9147R | GD15

P9153PM | GD22

P9153PG | GD22

P6163PMC | GD20

P6163PGC | GD20

P3108R | GD09

P3108 | GC12



**GREY**

58.6x58.6 cm.  
59.2x59.2 cm ret.  
60x60 cm

P6137R | GD12

P6147R | GD13

P6137 | GC15

P6147 | GC16

P6163PM | GD20

P6163PG | GD20



**MOSAIC STONE AGE GREY**  
**(4.7X4.7 CM)** (PIECE)

29.5x29.5x0.85 cm  
29.5x29.5x1 cm

DC4038 | GJ32

DC4043 | GJ35



**GREY**

7.2x29.5 cm

P6137C7 | GD17



**ANTHRACITE**

44.3x88.8 cm ret.  
29.5x59.2 cm ret.  
30x60 cm

P9148R | GD15

P3109R | GD09

P3109 | GC12



**ANTHRACITE**


59.2x59.2 cm ret.  
60x60 cm

P6138R | GD12

P6148R | GD13

P6138 | GC15

P6148 | GC16



**MOSAIC STONE AGE ANTHRACITE**  
**(4.7X4.7 CM)** (PIECE)

29.5x29.5x0.85 cm

DC4039 | GJ32



**ANTHRACITE**

7.2x29.5 cm

P6138C7 | GD17

SPECIAL PIECES

 Stairstep Degrau . Nez-de-Marche Stufe . Peldaño	 Step Extra Fluted* Degrau Espessurado . Nez de Marche Forte Épaisseur Winkelstufe . Peldaño con Espesor	 Skirting Rodapé . Plinthe Sockel . Rodapié
44.3x88.8x1 cm ret.   GJ46	29.5x88.8x1 cm ret.   GJ59	8x44.3x1 cm ret.   GJ09
59.2x59.2x1 cm ret.   GJ42	29.5x59.2x0.85 cm ret.   GJ58	8x59.2x1 cm ret.   GJ14
58.6x58.6x1 cm ret.   GJ42	29.2x58.2x1 cm ret.   GJ58	8x58.6x1 cm ret.   GJ14
29.5x59.2x1 cm ret.   GJ33		8x59.2x0.85 cm ret.   GJ14
29.5x59.2x0.85 cm ret.   GJ30		8x60x1 cm   GJ10
29.2x58.6x1 cm ret.   GJ33		8x60x0.85 cm   GJ10
60x60x1 cm   GJ36		
30x60x1 cm   GJ28		
30x60x0.85 cm   GJ24		

\* Minimum of 10 pieces . Quantidade mínima de 10 peças . Quantité minimum de 10 pièces . Mindestmenge: 10 Stücke . Cantidad mínima de 10 piezas

PACKAGING

 Sizes (cm) Dimensão . Format Maße . Formato	 Pieces Peças . Pièces Stück . Piezas	 SQM M²	 Weight Peso . Poids Gewicht . Peso	 Box Caixa . Bolte Karton . Caja	 SQM M²	 Weight Peso . Poids Gewicht . Peso
44.3x88.8x1 ret.	2	0.787	17.72	43	33.841	782
59.2x59.2x1 ret.	3	1.050	23.20	36	37.800	855
58.6x58.6x1 ret.	3	1.030	22.70	36	37.080	837
29.5x59.2x0.85 ret.	7	1.220	22.60	40	48.800	924
29.2x58.6x1 ret.	6	1.030	22.50	32	32.960	740
60x60x1	3	1.080	23.78	36	38.880	876
30x60x0.85	7	1.260	23.40	40	50.400	956
7.2x29.5x1	18	0.383	8.65	98	37.534	870



Wall:  
Sawn Stone Age Grey 30x90 cm ret. Satin R3247R

Floor:  
Stone Age Anthracite 44.3x88.8 cm ret. Natural P9148R



STONE AGE



**WHITE**  
30x90 cm ret.  
29.5x59.2 cm ret.  
30x60 cm



R3241R | GB13  
R3785R | GB05  
R3785 | GA13



R3251R | GB13  
R3795R | GB05  
R3795 | GA13



**GREIGE**  
30x90 cm ret.  
29.5x59.2 cm ret.  
30x60 cm




R3242R | GB13  
R3786R | GB05  
R3786 | GA13



R3252R | GB13  
R3796R | GB05  
R3796 | GA13



**SAWN WHITE**   
30x90 cm ret.  
29.5x59.2 cm ret.  
30x60 cm




R3245R | GB15  
R3791R | GB07  
R3791 | GA15



**SAWN GREIGE**   
30x90 cm ret.  
29.5x59.2 cm ret.  
30x60 cm




R3246R | GB15  
R3792R | GB07  
R3792 | GA15



**MOSAIC STONE AGE WHITE**  
(2.5X2.5 CM) (PIECE)  
29.5x29.5x0.85 cm DC2031 | GJ35 DC2035 | GJ35



**MOSAIC BRICK STONE AGE WHITE**  
(2.8X6.5 CM) (PIECE)  
25.9x28.9x0.85 cm DC3001 | GJ35 DC3005 | GJ35



**MOSAIC STONE AGE GREIGE**  
(2.5X2.5 CM) (PIECE)  
29.5x29.5x0.85 cm DC2032 | GJ35 DC2036 | GJ35



**MOSAIC BRICK STONE AGE GREIGE**  
(2.8X6.5 CM) (PIECE)  
25.9x28.9x0.85 cm DC3002 | GJ35 DC3006 | GJ35



Stone Age White 30x90 cm ret. Satin R3241R



Wall:  
Stone Age Greige 30x90 cm ret. Glossy R3252R  
Mosaic Stone Age Greige 29.5x29.5 cm Glossy DC2036

Floor:  
Stone Age Greige 44.3x88.8 cm ret. Polished P9152PG


MARBLE & STONE












Wall:  
Sawn Stone Age Grey 29.5x59.2 cm ret. Satin R3793R  
Stone Age Grey 29.5x59.2 cm ret. Satin R3787R

Floor:  
Stone Age Grey 59.2x59.2 cm ret. Natural P6137R

SPECIAL PIECES	
	
Profile	
Perfil . Profil	
Profil . Perfil	
2x30x1.17 cm ret.   GJ35	
2x59.2x0.85 cm ret.   GJ44	
2x29.5x0.85 cm ret.   GJ35	

PACKAGING						
						
Sizes (cm)	Pieces	SQM	Weight	Box	SQM	Weight
Dimensão . Format	Peças . Pièces	M²	Peso . Poids	Caixa . Bolte	M²	Peso . Poids
Maße . Formato	Stück . Piezas		Gewicht . Peso	Karton . Caja		Gewicht . Peso
30x90x1.17 ret.	4	1.080	21.32	40	43.200	872
29.5x59.2x0.85 ret.	8	1.400	19.81	32	44.800	654
30x60x0.85	8	1.460	20.63	32	46.720	680



**GREY**

30x90 cm ret.  
29.5x59.2 cm ret.  
30x60 cm

R3243R | GB13  
R3787R | GB05  
R3787 | GA13


R3253R | GB13  
R3797R | GB05  
R3797 | GA13



**SAWN GREY** 

30x90 cm ret.  
29.5x59.2 cm ret.  
30x60 cm

R3247R | GB15  
R3793R | GB07  
R3793 | GA15



**MOSAIC STONE AGE GREY**  
(2.5X2.5 CM) (PIECE)

29.5x29.5x0.85 cm DC2033 | GJ35 DC2037 | GJ35



**MOSAIC BRICK STONE AGE GREY**  
(2.8X6.5 CM) (PIECE)

25.9x28.9x0.85 cm DC3003 | GJ35 DC3007 | GJ35




**ANTHRACITE**

30x90 cm ret.  
29.5x59.2 cm ret.  
30x60 cm

R3244R | GB13  
R3788R | GB05  
R3788 | GA13


R3254R | GB13  
R3798R | GB05  
R3798 | GA13



**SAWN ANTHRACITE** 

30x90 cm ret.  
29.5x59.2 cm ret.  
30x60 cm

R3248R | GB15  
R3794R | GB07  
R3794 | GA15



**MOSAIC STONE AGE ANTHRACITE**  
(2.5X2.5 CM) (PIECE)

29.5x29.5x0.85 cm DC2034 | GJ35 DC2038 | GJ35



**MOSAIC BRICK STONE AGE ANTHRACITE**  
(2.8X6.5 CM) (PIECE)

25.9x28.9x0.85 cm DC3004 | GJ35 DC3008 | GJ35



Sawn Stone Age Anthracite 29.5x59.2 cm ret. Satin R3794R





WALL + FLOOR  
GLAZED FLOOR TILES

V4 - STRONG  
VARIATION

NATURAL  
(MATTE)

10x10

R10  
A+B

STONE AGE

**WHITE**  
10x10 cm

KR1005 | GI21

**GREIGE**  
10x10 cm

KR1006 | GI21

**GREY**  
10x10 cm

KR1007 | GI21

**ANTHRACITE**  
10x10 cm

KR1008 | GI21

PACKAGING

<b>Sizes (cm)</b> Dimensão . Format Maße . Formato	<b>Pieces</b> Peças . Pièces Stück . Piezas	<b>SQM</b> M²	<b>Weight</b> Peso . Poids Gewicht . Peso	<b>Box</b> Caixa . Boite Karton . Caja	<b>SQM</b> M²	<b>Weight</b> Peso . Poids Gewicht . Peso
10x10x0.6	99	1.000	11.50	48	48.000	572



Wall:  
**Stone Age White** 29.5x59.2 cm ret. Satin R3785R  
**Sawn Stone Age White** 29.5x59.2 cm ret. Satin R3791R

Floor:  
**Stone Age White** 10x10 cm Natural KR1005  
**Stone Age White** 58.6x58.6 cm ret. Honed P6161PM

Stone Age Grey 10x10 cm Natural KR1007





SEE IT IN YOUR ROOM!

Wall:  
Piazen Ash 30x90 cm ret. R3159R  
Groove Piazen Oyster 30x90 cm ret. R3166R

Floor:  
Piazen Iron 59.2x59.2 cm ret. Natural P6072R

# PIAZEN

**Natural elegance of the Piasentina stone with a contemporary touch.**

Elegância natural da pedra Piasentina com um toque contemporâneo.  
L'élégance naturelle de la pierre Piasentina avec une touche contemporaine.  
Natürliche Eleganz aus Piasentina-Stein mit einem zeitgemäßen Touch.  
Elegancia natural de la piedra Piasentina con un toque contemporáneo.



**Porcelain Tiles**  
Wall & Floor



**Wall Tiles**  
Wall



**Floor Tiles**  
Wall & Floor



## COLOURS

Cores . Couleurs . Farben . Colores

Sand




Pearl



Clay




Ivory



Iron



Oyster



Coal



Ash







Piazen Iron 44.3x88.8 cm ret. Natural P9067R



Cubic Piazen Ash 30x90 cm ret. R3163R












Piazen Coal 59.2x59.2 cm ret. Natural P6074R





Piazen Clay 59.2x59.2 cm ret. Bush-Hammered P6082R

 WALL + FLOOR PORCELAIN TILES	 V3 - MODERATE VARIATION	 NATURAL (MATTE)	 BUSH-HAMMERED (MATTE)	 1cm	 0.85cm	 R10 A+B CLASS 1	 R11 A+B+C	 PTV ≥36
		NATURAL	BUSH-HAMMERED	NATURAL				



SAND

44.3x88.8 cm ret.  
29.5x59.2 cm ret.  
30x60 cm



P9066R | GD18  
P3061R | GD10  
P3061 | GC13



CLAY

44.3x88.8 cm ret.  
29.5x59.2 cm ret.  
30x60 cm



P9068R | GD18  
P3063R | GD10  
P3063 | GC13



SAND

59.2x59.2 cm ret.  
44.3x44.3 cm ret.  
60x60 cm  
45x45 cm



P6071R | GD13  
PE005R | GD07  
P6071 | GC16  
PE005 | GC06



MOSAIC PIAZEN SAND

(4.7X4.7 cm) (PIECE)  
29.5x29.5x0.85 cm DC977 | GJ32



CLAY

59.2x59.2 cm ret.  
44.3x44.3 cm ret.  
60x60 cm  
45x45 cm



P6073R | GD13  
PE007R | GD07  
P6073 | GC16  
PE007 | GC06



MOSAIC PIAZEN CLAY

(4.7X4.7 cm) (PIECE)  
29.5x29.5x0.85 cm DC979 | GJ32



SAND

59.2x59.2 cm ret.  
60x60 cm



P6080R | GD14  
P6080 | GC17



MOSAIC MIX HAMMERED

PIAZEN SAND  
(4.7X4.7 cm) (PIECE)  
29.5x29.5x1 cm DC965<sup>(A)</sup> | GJ35



CLAY

59.2x59.2 cm ret.  
60x60 cm



P6082R | GD14  
P6082 | GC17



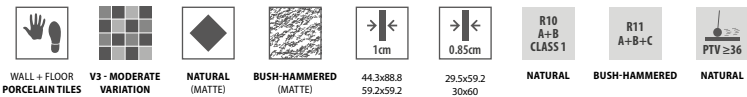
MOSAIC MIX HAMMERED

PIAZEN CLAY  
(4.7X4.7 cm) (PIECE)  
29.5x29.5x1 cm DC967<sup>(A)</sup> | GJ35



MARBLE & STONE





**IRON**  
44.3x88.8 cm ret.  
29.5x59.2 cm ret.  
30x60 cm

P9067R | GD18  
P3062R | GD10  
P3062 | GC13




**COAL**  
44.3x88.8 cm ret.  
29.5x59.2 cm ret.  
30x60 cm

P9069R | GD18  
P3064R | GD10  
P3064 | GC13



**IRON**  
59.2x59.2 cm ret.  
44.3x44.3 cm ret.  
60x60 cm  
45x45 cm

P6072R | GD13  
PE006R | GD07  
P6072 | GC16  
PE006 | GC06



**MOSAIC PIAZEN IRON**  
(4.7X4.7 cm) (PIECE)  
29.5x29.5x0.85 cm

DC978 | GJ32



**COAL**  
59.2x59.2 cm ret.  
44.3x44.3 cm ret.  
60x60 cm  
45x45 cm

P6074R | GD13  
PE008R | GD07  
P6074 | GC16  
PE008 | GC06




**MOSAIC PIAZEN COAL**  
(4.7X4.7 cm) (PIECE)  
29.5x29.5x0.85 cm

DC980 | GJ32



**IRON**  
59.2x59.2 cm ret.  
60x60 cm

P6081R | GD14  
P6081 | GC17



**MOSAIC MIX HAMMERED PIAZEN IRON**  
(4.7X4.7 cm) (PIECE)  
29.5x29.5x1 cm

DC966<sup>(A)</sup> | GJ35



**COAL**  
59.2x59.2 cm ret.  
60x60 cm

P6083R | GD14  
P6083 | GC17



**MOSAIC MIX HAMMERED PIAZEN COAL**  
(4.7X4.7 cm) (PIECE)  
29.5x29.5x1 cm

DC968<sup>(A)</sup> | GJ35



*Wall:*  
**Piazen Oyster** 30x60 cm R3658  
**Cubic Piazen Ash** 30x60 cm R3664

*Floor:*  
**Piazen Coal** 45x45 cm Natural PE008

SPECIAL PIECES

<b>Stairstep</b> Degrau . Nez-de-Marche Stufe . Peldaño	<b>Step Extra Fluted*</b> Degrau Espessurado . Nez de Marche Forte Epaisseur Winkelstufe . Peldaño con Espesor	<b>Skirting</b> Rodapé . Plinthe Sockel . Rodapié
44.3x88.8x1 cm ret.   GJ46	29.5x88.8x1 cm ret.   GJ59	8x44.3x1 cm ret.   GJ09
59.2x59.2x1 cm ret.   GJ42	29.5x59.2x0.85 cm ret.   GJ58	8x59.2x1 cm ret.   GJ14
44.3x44.3x0.85 cm ret.   GJ37		8x59.2x0.85 cm ret.   GJ14
29.5x59.2x1 cm ret.   GJ33		8x60x1 cm   GJ10
29.5x59.2x0.85 cm ret.   GJ30		8x60x0.85 cm   GJ10
60x60x1 cm   GJ36		8x45x0.85 cm   GJ07
45x45x0.85 cm   GJ28		
30x60x1 cm   GJ28		
30x60x0.85 cm   GJ24		

PACKAGING

<b>Sizes (cm)</b> Dimensão . Format Maße . Formato	<b>Pieces</b> Peças . Pièces Stück . Piezas	<b>SQM</b> M²	<b>Weight</b> Peso . Poids Gewicht . Peso	<b>Box</b> Caixa . Boîte Karton . Caja	<b>SQM</b> M²
44.3x88.8x1 ret.	2	0.787	17.72	43	33.841
59.2x59.2x1 ret.	3	1.050	23.20	36	37.800
44.3x44.3x0.85 ret.	6	1.178	22.40	36	42.408
29.5x59.2x0.85 ret.	7	1.220	22.60	40	48.800
60x60x1	3	1.080	23.78	36	38.880
45x45x0.85	5	1.010	19.20	36	36.360
30x60x0.85	7	1.260	23.40	40	50.400


\* Minimum of 10 pieces . Quantidade mínima de 10 peças . Quantité minimum de 10 pièces . Mindestmenge: 10 Stücke . Cantidad mínima de 10 piezas





Wall:  
Cubic Piazem Pearl 30x90 cm ret. R3160R

Floor:  
Piazem Sand 44.3x88.8 cm ret. Natural P9066R



**PEARL**  
30x90 cm ret.  
29.5x59.2 cm ret.  
30x60 cm

R3156R | GB15  
R3656R | GB06  
R3656 | GA13



**IVORY**  
30x90 cm ret.  
29.5x59.2 cm ret.  
30x60 cm

R3157R | GB15  
R3657R | GB06  
R3657 | GA13



**PIAZEN GROOVE PEARL** m²  
30x90 cm ret.  
29.5x59.2 cm ret.  
30x60 cm

R3164R | GB17  
R3665R | GB08  
R3665 | GA16



**PIAZEN GROOVE IVORY** m²  
30x90 cm ret.  
29.5x59.2 cm ret.  
30x60 cm

R3165R | GB17  
R3666R | GB08  
R3666 | GA16




**PIAZEN CUBIC PEARL** m²  
30x90 cm ret.  
30x60 cm

R3160R | GB17  
R3661 | GA16




**PIAZEN CUBIC IVORY** m²  
30x90 cm ret.  
30x60 cm

R3161R | GB17  
R3662 | GA16




**MOSAIC MIX GROOVE PIAZEN PEARL (2.5X2.5 cm) (PIECE)**  
29.5x29.5x0.85 cm DC746<sup>(A)</sup> | GJ36



**MOSAIC MIX GROOVE PIAZEN IVORY (2.5X2.5 cm) (PIECE)**  
29.5x29.5x0.85 cm DC747<sup>(A)</sup> | GJ36





**OYSTER**  
30x90 cm ret.  
29.5x59.2 cm ret.  
30x60 cm

●  
R3158R | GB15  
R3658R | GB06  
R3658 | GA13



**ASH**  
30x90 cm ret.  
29.5x59.2 cm ret.  
30x60 cm

●  
R3159R | GB15  
R3659R | GB06  
R3659 | GA13



**PIAZEN GROOVE OYSTER** m²  
30x90 cm ret.  
29.5x59.2 cm ret.  
30x60 cm

●  
R3166R | GB17  
R3667R | GB08  
R3667 | GA16



**PIAZEN GROOVE ASH** m²  
30x90 cm ret.  
29.5x59.2 cm ret.  
30x60 cm

●  
R3167R | GB17  
R3668R | GB08  
R3668 | GA16




**PIAZEN CUBIC OYSTER** m²  
30x90 cm ret.  
30x60 cm

●  
R3162R | GB17  
R3663 | GA16




**PIAZEN CUBIC ASH** m²  
30x90 cm ret.  
30x60 cm

●  
R3163R | GB17  
R3664 | GA16



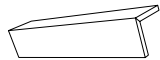
**MOSAIC MIX GROOVE PIAZEN OYSTER (2.5X2.5 cm)** (PIECE)  
29.5x29.5x0.85 cm DC748<sup>(A)</sup> | GJ36



**MOSAIC MIX GROOVE PIAZEN ASH (2.5X2.5 cm)** (PIECE)  
29.5x29.5x0.85 cm DC749<sup>(A)</sup> | GJ36

<sup>(A)</sup> Random Drawing . Desenho Aleatório . Dessin Aléatoire . Wechselndes Design . Diseño Aleatorio

SPECIAL PIECES



Profile
Perfil . Profil
Profil . Perfil
2x30x1.17 cm ret.   GJ35
2x59.2x0.85 cm ret.   GJ44
2x29.5x0.85 cm ret.   GJ35

PACKAGING

Sizes (cm)	Pieces	SQM	Weight	Box	SQM	Weight
Dimensão . Format	Peças . Pièces	M²	Peso . Poids	Caixa . Boîte	M²	Peso . Poids
Maße . Formato	Stück . Piezas		Gewicht . Peso	Karton . Caja		Gewicht . Peso
30x90x1.17 ret.	4	1.080	21.32	40	43.200	872
29.5x59.2x0.85 ret.	8	1.400	19.81	32	44.800	654
30x60x0.85	8	1.460	20.63	32	46.720	680



Piazen Ash 30x90 cm ret. R3159R  
Groove Piazen Oyster 30x90 cm ret. R3166R





Wall:  
Piazen Ash 30x60 cm R3659

Shower:  
Piazen Iron 10x10 cm Mate KR1003

Floor:  
Piazen Iron 20x20 cm Mate PH56



WALL + FLOOR  
GLAZED FLOOR TILES



V3 - MODERATE  
VARIATION



MATTE



BUSH-HAMMERED  
(MATTE)



0.85cm



0.6cm



R10  
A  
CLASS 1



R11  
A+B+C



SAND

10x10 cm



KR1001 | GI20




CLAY

10x10 cm



KR1002 | GI20




IRON

10x10 cm



KR1003 | GI20



COAL

10x10 cm



KR1004 | GI20




SAND

20x20 cm



PH55 | GI09



CLAY

20x20 cm



PH57 | GI09




IRON

20x20 cm



PH56 | GI09



COAL

20x20 cm



PH58 | GI09



SAND

20x20 cm



PH46 | GI10



CLAY

20x20 cm



PH48 | GI10



IRON

20x20 cm



PH47 | GI10



COAL

20x20 cm



PH49 | GI10

#### SPECIAL PIECES



Skirting  
Rodapé, Plinthe  
Sockel, Rodapié

8x20x0.85 cm | GJ01

#### PACKAGING



Sizes (cm)  
Dimensão, Format  
Maße, Formato



Pieces  
Peças, Pièces  
Stück, Piezas



SQM  
M²



Weight  
Peso, Poids  
Gewicht, Peso



Box  
Caixa, Boite  
Karton, Caja



SQM  
M²



Weight  
Peso, Poids  
Gewicht, Peso

20x20x0.85

20

0.800

14.44

72

57.600

1060

10x10x0.6

99

1.000

11.50

48

48.000

572





SEE IT IN YOUR  
ROOM!

Wall:  
Decor Carved Rock Sand 26.7x41.6 cm R2709  
Rock Sand 26.7x41.6 cm R2704

Floor:  
Rock Sand 45x45 cm C421

# ROCK

## The harmony and character of stone.


A harmonia e o carácter da pedra.  
L'harmonie et le caractère de la pierre.  
Die Harmonie und der Charakter des Steins.  
La armonía y el carácter de la piedra.



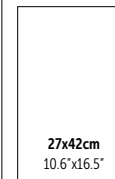
**Wall Tiles**  
Wall



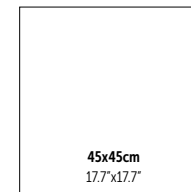
**Glazed Floor Tiles**  
Wall & Floor



30x60cm  
11.8"x23.6"



27x42cm  
10.6"x16.5"



45x45cm  
17.7"x17.7"

## COLOURS

Cores . Couleurs . Farben . Colores

Shell



Sand



Moonlight







Decor Carved Rock Sand 30x60 cm R3007










Wall:  
Decor Carved Rock Moonlight 30x60 cm R3008  
Rock Moonlight 30x60 cm R3006

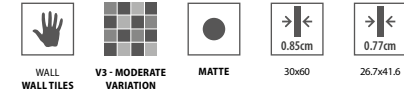
Floor:  
Rock Shell 45x45 cm C423





SPECIAL PIECES	
	
<b>Stairstep</b> Degrau . Nez-de-Marche Stufe . Peldaño	<b>Skirting</b> Rodapé . Plinthe Sockel . Rodapié
45x45x0.85 cm   GJ21	8x45x0.85 cm   GJ03

PACKAGING						
						
<b>Sizes (cm)</b> Dimensão . Format Maße . Formato	<b>Pieces</b> Peças . Pièces Stück . Piezas	<b>SQM</b> M²	<b>Weight</b> Peso . Poids Gewicht . Peso	<b>Box</b> Caixa . Boîte Karton . Caja	<b>SQM</b> M²	<b>Weight</b> Peso . Poids Gewicht . Peso
30x60x0.85	8	1.460	20.63	32	46.720	680
26.7x41.6x0.77	9	1.000	13.13	78	78.000	1044
45x45x0.85	5	1.010	18.23	36	36.360	671



**SHELL**  
30x60 cm  
26.7x41.6 cm

R3003 | GA14  
R2705 | GA09




**SAND**  
30x60 cm  
26.7x41.6 cm

R3005 | GA14  
R2704 | GA09



**MOONLIGHT**  
30x60 cm  
26.7x41.6 cm

R3006 | GA14  
R2703 | GA09



**DECOR CARVED SHELL** m²  
30x60 cm  
26.7x41.6 cm

R3009 | GA18  
R2707 | GA12




**DECOR CARVED SAND** m²  
30x60 cm  
26.7x41.6 cm

R3007 | GA18  
R2709 | GA12




**DECOR CARVED MOONLIGHT** m²  
30x60 cm  
26.7x41.6 cm

R3008 | GA18  
R2711 | GA12




**MOSAIC ROCK SHELL**  
(4.7X4.7 cm) (PIECE)  
29.5x29.5x0.77 cm

DC742 | GJ26



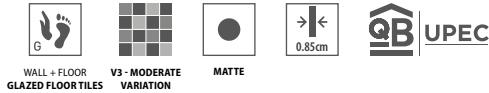
**MOSAIC ROCK SAND**  
(4.7X4.7 cm) (PIECE)  
29.5x29.5x0.77 cm

DC740 | GJ26



**MOSAIC ROCK MOONLIGHT**  
(4.7X4.7 cm) (PIECE)  
29.5x29.5x0.77 cm

DC741 | GJ26



**SHELL**  
45x45 cm

C423 | GI08



**SAND**  
45x45 cm

C421 | GI08



**MOONLIGHT**  
45x45 cm

C422 | GI08





SEE IT IN YOUR  
ROOM!

Mustang Slate Black 59.2x59.2 cm ret. P6062R

# MUSTANG SLATE

**The triumph of design and natural beauty of natural slate.**

O triunfo do design e da beleza da ardósia natural.  
Le triomphe du design et de la beauté de l'ardoise naturelle.  
Der Triumph von Design und Schönheit des Naturschiefers.  
El triunfo del diseño y la belleza de pizarra natural.



## Porcelain Tiles

Wall & Floor

45x90cm 17.7"x35.4"	22x90cm 8.7"x35.4"	30x60cm 11.8"x23.6"	60x60cm 23.6"x23.6"
------------------------	-----------------------	------------------------	------------------------

## COLOURS

Cores . Couleurs . Farben . Colores

White




Beige




Light Grey



Dark Grey



Black








*Wall:*  
Mustang Slate Light Grey 22.05x88.8 cm ret. P9076RC2  
Mosaic Mustang Slate Dark Grey 29.5x29.5 cm DC945

*Floor:*  
Mustang Slate Light Grey 44.3x88.8 cm ret. P9076R





Mustang Slate White 59.2x59.2 cm ret. P6063R



**WHITE**  
44.3x88.8 cm ret.  
29.5x59.2 cm ret.  
30x60 cm

 P9079R | GD18  
P3043R | GD10  
P3043 | GC13




**WHITE**  
22.05x88.8 cm ret.

 P9079RC2 | GD19




**WHITE**  
59.2x59.2 cm ret.  
60x60 cm

 P6063R | GD13  
P6063 | GC16



**INFINITY MUSTANG SLATE WHITE (PIECE)**  
29.5x59.2x0.85 cm

 DC949 | GJ44



**MOSAIC MUSTANG SLATE WHITE (4.7X4.7 cm) (PIECE)**

 DC947 | GJ36



**BEIGE**  
44.3x88.8 cm ret.  
29.5x59.2 cm ret.  
30x60 cm

 P9080R | GD18  
P3044R | GD10  
P3044 | GC13




**BEIGE**  
22.05x88.8 cm ret.

 P9080RC2 | GD19



**BEIGE**  
59.2x59.2 cm ret.  
60x60 cm

 P6064R | GD13  
P6064 | GC16



**INFINITY MUSTANG SLATE BEIGE (PIECE)**  
29.5x59.2x0.85 cm

 DC950 | GJ44




**MOSAIC MUSTANG SLATE BEIGE (4.7X4.7 cm) (PIECE)**

 DC948 | GJ36




MUSTANG SLATE




WALL + FLOOR  
PORCELAIN TILES




V4 - STRONG  
VARIATION



NATURAL  
(MATTE)





1cm



0.85cm

R10  
A+B  
CLASS 1





**LIGHT GREY**

44.3x88.8 cm ret.

29.5x59.2 cm ret.

30x60 cm



P9076R | GD18

P3040R | GD10

P3040 | GC13



**LIGHT GREY**

22.05x88.8 cm ret.



P9076RC2 | GD19



**LIGHT GREY**

59.2x59.2 cm ret.

60x60 cm



P6060R | GD13

P6060 | GC16




**INFINITY MUSTANG SLATE LIGHT GREY (PIECE)**

29.5x59.2x0.85 cm



DC941 | GJ44



**MOSAIC MUSTANG SLATE LIGHT GREY (4.7X4.7 cm) (PIECE)**



DC944 | GJ36



**DARK GREY**

44.3x88.8 cm ret.

29.5x59.2 cm ret.

30x60 cm



P9077R | GD18


P3041R | GD10

P3041 | GC13



**DARK GREY**

22.05x88.8 cm ret.



P9077RC2 | GD19



**DARK GREY**

59.2x59.2 cm ret.

60x60 cm



P6061R | GD13

P6061 | GC16



**INFINITY MUSTANG SLATE DARK GREY (PIECE)**

29.5x59.2x0.85 cm




DC942 | GJ44




**MOSAIC MUSTANG SLATE DARK GREY (4.7X4.7 cm) (PIECE)**




DC945 | GJ36




WALL + FLOOR  
PORCELAIN TILES




V4 - STRONG  
VARIATION



NATURAL  
(MATTE)




1cm



0.85cm

R10  
A+B  
CLASS 1





**BLACK**

44.3x88.8 cm ret.

29.5x59.2 cm ret.


30x60 cm



P9078R | GD18

P3042R | GD10

P3042 | GC13



**BLACK**

22.05x88.8 cm ret.



P9078RC2 | GD19



**BLACK**


59.2x59.2 cm ret.

60x60 cm



P6062R | GD13

P6062 | GC16



**INFINITY MUSTANG SLATE BLACK (PIECE)**

29.5x59.2x0.85 cm



DC943 | GJ44



**MOSAIC MUSTANG SLATE BLACK (4.7X4.7 cm) (PIECE)**



DC946 | GJ36

MUSTANG SLATE



PACKAGING

Sizes (cm) Dimensão . Format Maße . Formato	Pieces Peças . Pièces Stück . Piezas	SQM M²	Weight Peso . Poids Gewicht . Peso	Box Caixa . Boîte Karton . Caja	SQM M²	Weight Peso . Poids Gewicht . Peso
44.3x88.8x1 ret.	2	0.787	17.72	43	33.841	782
22.05x88.8x1 ret.	5	0.980	21.67	44	43.120	973
59.2x59.2x1 ret.	3	1.050	23.20	36	37.800	855
29.5x59.2x0.85 ret.	7	1.220	22.60	40	48.800	924
60x60x1	3	1.080	23.78	36	38.880	876
30x60x0.85	7	1.260	23.40	40	50.400	956

SPECIAL PIECES

Skirstep Degrau . Nez-de-Marche Stufe . Peldaño	Step Extra Fluted* Degrau Espessurado . Nez de Marche Forte Épaisseur Winkelstufe . Peldaño con Espesor	Skirting Rodapé . Plinthe Sockel . Rodapié
44.3x88.8x1 cm ret.   GJ46	29.5x88.8x1 cm ret.   GJ59	8x44.3x1 cm ret.   GJ09
59.2x59.2x1 cm ret.   GJ42	29.5x59.2x0.85 cm ret.   GJ58	8x59.2x1 cm ret.   GJ14
29.5x59.2x1 cm ret.   GJ33		8x59.2x0.85 cm ret.   GJ14
29.5x59.2x0.85 cm ret.   GJ30		8x60x1 cm   GJ10
60x60x1 cm   GJ36		8x60x0.85 cm   GJ10
30x60x1 cm   GJ28		
30x60x0.85 cm   GJ24		

\* Minimum of 10 pieces . Quantidade mínima de 10 peças . Quantité minimum de 10 pièces . Mindestmenge: 10 Stücke . Cantidad mínima de 10 piezas





SEE IT IN YOUR  
ROOM!


Wall:  
Mosaic Herring Urban Stone Grey 24.5x27.5 cm DC5009  
Urban Stone Grey 30x90 cm ret. R3206R

Floor:  
Urban Stone Grey 59.2x59.2 cm ret. Natural P6102R

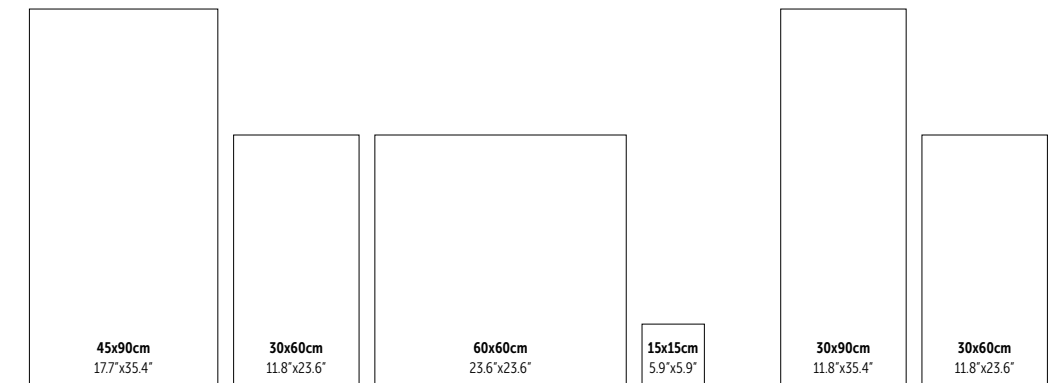
# URBAN STONE

**Authentic stone spirit, in keeping with the latest urban trends.**

Espírito autêntico da pedra ao estilo das últimas tendências urbanas.  
Esprit authentique de la pierre dans le style des dernières tendances urbaines.  
Authentischer Steingeist im Stil der neuesten urbanen Trends.  
Espíritu de piedra auténtico al estilo de las últimas tendencias urbanas.

 **Porcelain Tiles**  
Wall & Floor

 **Wall Tiles**  
Wall



**COLOURS**  
Cores . Couleurs . Farben . Colores





URBAN STONE




Urban Stone Grey 59.2x59.2 cm ret. Natural P6102R  
Urban Stone Grey 29.5x59.2 cm ret. Anti-Slip P3095R




Urban Stone Anthracite 44.3x88.8 cm ret. Natural P9113R







WALL + FLOOR  
PORCELAIN TILES




V3 - MODERATE  
VARIATION




NATURAL  
(MATTE)




ANTI-SLIP  
(MATTE)




44.3x88.8  
59.2x59.2  
60x60  
14.6x14.6




R10  
A  
CLASS 1




R11  
A+B+C  
CLASS 3




PTV ≥ 36




P3




≥ P4




UPEC  
NATURAL




WALL + FLOOR  
PORCELAIN TILES




V3 - MODERATE  
VARIATION




NATURAL  
(MATTE)




ANTI-SLIP  
(MATTE)




44.3x88.8  
59.2x59.2  
60x60  
14.6x14.6




R10  
A  
CLASS 1




R11  
A+B+C  
CLASS 3




PTV ≥ 36



P3



≥ P4



UPEC  
NATURAL



Wall:  
Urban Stone Greige 30x90 cm ret. R3205R  
Mosaic Herring Urban Stone Greige 24.5x27.5 cm DC5008

Floor:  
Urban Stone Greige 59.2x59.2 cm ret. Natural P6101R



**GREIGE**

44.3x88.8 cm ret.  
29.5x59.2 cm ret.  
30x60 cm

P9111R | GD14  
P3091R | GD07 P3094R | GD08  
P3091 | GC08 P3094 | GC09



**GREIGE**

59.2x59.2 cm ret.  
60x60 cm

P6101R | GD09  
P6101 | GC11



**GREIGE**

14.6x14.6 cm ret. P6101RC5 | GD22



**MOSAIC URBAN STONE**  
**GREIGE (4.7X4.7 cm) (PIECE)**

29.5x29.5x0.85 cm DC4001 | GJ35



**GREY**

44.3x88.8 cm ret.  
29.5x59.2 cm ret.  
30x60 cm

P9112R | GD14  
P3092R | GD07 P3095R | GD08  
P3092 | GC08 P3095 | GC09



**GREY**


59.2x59.2 cm ret.  
60x60 cm

P6102R | GD09  
P6102 | GC11



**GREY**

14.6x14.6 cm ret. P6102RC5 | GD22



**MOSAIC URBAN STONE**  
**GREY (4.7X4.7 cm) (PIECE)**

29.5x29.5x0.85 cm DC4002 | GJ35



**ANTHRACITE**

44.3x88.8 cm ret.  
29.5x59.2 cm ret.  
30x60 cm

P9113R | GD14  
P3093R | GD07 P3096R | GD08  
P3093 | GC08 P3096 | GC09



**ANTHRACITE**

59.2x59.2 cm ret.  
60x60 cm

P6103R | GD09  
P6103 | GC11



**ANTHRACITE**

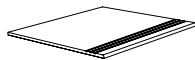
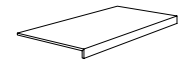
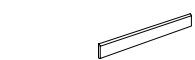
14.6x14.6 cm ret. P6103RC5 | GD22



**MOSAIC URBAN STONE**  
**ANTHRACITE (4.7X4.7 cm) (PIECE)**








29.5x29.5x0.85 cm DC4003 | GJ35

SPECIAL PIECES

		
<b>Stairstep</b> Degrau . Nez-de-Marche Stufe . Peldaño	<b>Step Extra Fluted*</b> Degrau Espessurado . Nez de Marche Forte Épaisseur Winkelstufe . Peldaño con Espesor	<b>Skirting</b> Rodapé . Plinthe Sockel . Rodapié
44.3x88.8x1 cm ret.   GJ46	29.5x88.8x1 cm ret.   GJ59	8x44.3x1 cm ret.   GJ09
59.2x59.2x1 cm ret.   GJ42	29.5x59.2x0.85 cm ret.   GJ58	8x59.2x1 cm ret.   GJ14
29.5x59.2x1 cm ret.   GJ33		8x59.2x0.85 cm ret.   GJ14
29.5x59.2x0.85 cm ret.   GJ30		8x60x1 cm   GJ10
60x60x1 cm   GJ36		8x60x0.85 cm   GJ10
30x60x1 cm   GJ28		
30x60x0.85 cm   GJ24		

\* Minimum of 10 pieces . Quantidade mínima de 10 peças . Quantité minimum de 10 pièces . Mindestmenge: 10 Stücke . Cantidad mínima de 10 piezas

PACKAGING

						
<b>Sizes (cm)</b> Dimensão . Format Maße . Formato	<b>Pieces</b> Peças . Pièces Stück . Piezas	<b>SQM</b> M²	<b>Weight</b> Peso . Poids Gewicht . Peso	<b>Box</b> Caixa . Boîte Karton . Caja	<b>SQM</b> M²	<b>Weight</b> Peso . Poids Gewicht . Peso
44.3x88.8x1 ret.	2	0.787	17.72	43	33.841	782
59.2x59.2x1 ret.	3	1.050	23.20	36	37.800	855
29.5x59.2x0.85 ret.	7	1.220	22.60	40	48.800	924
14.6x14.6x1 ret.	38	0.810	16.84	52	42.120	925
60x60x1	3	1.080	23.78	36	38.880	876
30x60x0.85	7	1.260	23.40	40	50.400	956





Wall:  
Urban Stone Anthracite 29.5x59.2 cm ret. R3736R  
Urban Stone Greige 29.5x59.2 cm ret. R3734R

Floor:  
Urban Stone Greige 59.2x59.2 cm ret. Natural P6101R

WALL  
WALL TILES

V3 - MODERATE  
VARIATION

MATTE

1.17cm  
30x90

0.85cm  
29.5x59.2  
30x60



**GREIGE**  
30x90 cm ret.  
29.5x59.2 cm ret.  
30x60 cm

R3205R | GB13  
R3734R | GB04  
R3734 | GA11




**ANTHRACITE**  
30x90 cm ret.  
29.5x59.2 cm ret.  
30x60 cm

R3207R | GB13  
R3736R | GB04  
R3736 | GA11




**MURETTO MIX GREIGE**   
30x90 cm ret.  
29.5x59.2 cm ret.  
30x60 cm

R3208R | GB15  
R3737R | GB07  
R3737 | GA15




**MOSAIC MIX URBAN STONE**  
**(2.5X2.5 cm)** (PIECE)  
29.5x29.5x0.85 cm DC2004<sup>(A)</sup> | GJ36



**MOSAIC URBAN STONE**  
**GREIGE (2.5X2.5 cm)**  
(PIECE)  
29.5x29.5x0.85 cm DC2001 | GJ35



**MOSAIC HERRING URBAN**  
**STONE GREIGE (2.8X6.5 cm)**  
(PIECE)  
24.5x27.5x0.85 cm DC5008 | GJ33



**MOSAIC URBAN STONE**  
**ANTHRACITE (2.5X2.5 cm)**  
(PIECE)  
29.5x29.5x0.85 cm DC2003 | GJ35



**MOSAIC HERRING URBAN**  
**STONE ANTHRACITE (2.8X6.5 cm)**  
(PIECE)  
24.5x27.5x0.85 cm DC5010 | GJ33

<sup>(A)</sup> Random Drawing . Desenho Aleatório . Dessin Aléatoire . Wechselndes Design . Diseño Aleatorio



Mosaic Herring Urban Stone Greige 24.5x27.5 cm DC5008





Urban Stone Grey 30x90 cm ret. R3206R



WALL  
WALL TILES



V3 - MODERATE  
VARIATION



MATTE



30x90



29.5x59.2  
30x60



**GREY**

30x90 cm ret.

29.5x59.2 cm ret.

30x60 cm



R3206R | GB13

R3735R | GB04

R3735 | GA11



**MURETTO MIX GREY**

30x90 cm ret.

29.5x59.2 cm ret.


30x60 cm



R3209R | GB15

R3738R | GB07

R3738 | GA15



**MOSAIC URBAN STONE**

**GREY (2.5X2.5 cm)**

(PIECE)

29.5x29.5x0.85 cm



DC2002 | GJ35



**MOSAIC HERRING URBAN**

**STONE GREY (2.8X6.5 cm)**

(PIECE)

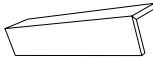
24.5x27.5x0.85 cm



DC5009 | GJ33

<sup>(A)</sup> **Random Drawing** . Desenho Aleatório . Dessin Aléatoire . Wechselndes Design . Diseño Aleatorio

**SPECIAL PIECES**



**Profile**

Perfil . Profil

Profil . Perfil

2x30x1.17 cm ret. | GJ35

2x59.2x0.85 cm ret. | GJ44

2x29.5x0.85 cm ret. | GJ35

# URBAN STONE



Muretto Mix Urban Stone Grey

**PACKAGING**



**Sizes (cm)**

Dimensão . Format

Maße . Formato

30x90x1.17 ret.

29.5x59.2x0.85 ret.

30x60x0.85



**Pieces**

Peças . Pièces

Stück . Piezas

4

8

8



**SQM**

M²

1.080

1.400

1.460



**Weight**

Peso . Poids

Gewicht . Peso

21.32

19.81

20.63



**Box**

Caixa . Boîte

Karton . Caja

40

32

32



**SQM**

M²

43.200

44.800

46.720



**Weight**

Peso . Poids

Gewicht . Peso

872

654

680





SEE IT IN YOUR  
ROOM!

Wall:  
Balance Silver 30x90 cm ret. R3192R

Floor:  
Balance Silver 59,2x59,2 cm ret. P6092R




# BALANCE

## Harmonious and welcoming spaces.

Espaços harmoniosos e acolhedores.  
Espaces harmonieux et accueillants.  
Harmonische und gemütliche Räume.  
Espacios armoniosos y acogedores.

 **Porcelain Tiles**  
Wall & Floor

 **Wall Tiles**  
Wall



## COLOURS

Cores . Couleurs . Farben . Colores


Beige



Silver



Grey



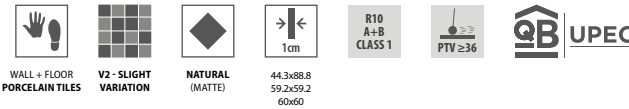
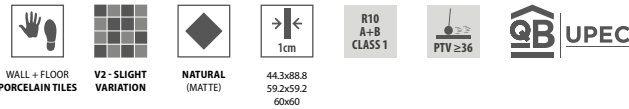
Ceppo di Gre











BEIGE

44.3x88.8 cm ret.

P9091R | GD14



SILVER

44.3x88.8 cm ret.


P9092R | GD14



GREY

44.3x88.8 cm ret.

P9093R | GD14



CEPPO DI GRE

44.3x88.8 cm ret.

P9094R | GD14



BEIGE

59.2x59.2 cm ret.  
60x60 cm

P6091R | GD08  
P6091 | GC09



SILVER

59.2x59.2 cm ret.  
60x60 cm


P6092R | GD08  
P6092 | GC09



GREY

59.2x59.2 cm ret.  
60x60 cm


P6093R | GD08  
P6093 | GC09



CEPPO DI GRE

59.2x59.2 cm ret.  
60x60 cm

P6094R | GD08  
P6094 | GC09




MOSAIC BALANCE BEIGE

(4.7X4.7 CM) (PIECE)

29.5x29.5x1 cm

DC985 | GJ28




MOSAIC BALANCE SILVER

(4.7X4.7 CM) (PIECE)

29.5x29.5x1 cm

DC986 | GJ28




MOSAIC BALANCE GREY

(4.7X4.7 CM) (PIECE)

29.5x29.5x1 cm

DC987 | GJ28



MOSAIC BALANCE CEPPO DI GRE

(4.7X4.7 CM) (PIECE)

29.5x29.5x1 cm

DC988 | GJ28

SPECIAL PIECES

<b>Stairstep</b> Degrau . Nez-de-Marche Stufe . Peldaño	<b>Step Extra Fluted*</b> Degrau Espessurado. Nez de Marche Forte Epaisseur Winkelstufe . Peldaño con Espesor	<b>Skirting</b> Rodapé . Plinthe Sockel . Rodapié
44.3x88.8x1 cm ret.   GJ46	29.5x88.8x1 cm ret.   GJ59	8x44.3x1 cm ret.   GJ09
59.2x59.2x1 cm ret.   GJ42	29.5x59.2x1 cm ret.   GJ58	8x59.2x1 cm ret.   GJ14
29.5x59.2x1 cm ret.   GJ33		8x60x1 cm   GJ10
60x60x1 cm   GJ36		
30x60x1 cm   GJ28		

\* Minimum of 10 pieces . Quantidade mínima de 10 peças . Quantité minimum de 10 pièces . Mindestmenge: 10 Stücke . Cantidad mínima de 10 piezas

PACKAGING

<b>Sizes (cm)</b> Dimensão . Format Maße . Formato	<b>Pieces</b> Peças . Pièces Stück . Piezas	<b>SQM</b> M²	<b>Weight</b> Peso . Poids Gewicht . Peso	<b>Box</b> Caixa . Boite Karton . Caja	<b>SQM</b> M²	<b>Weight</b> Peso . Poids Gewicht . Peso
44.3x88.8x1 ret.	2	0.787	17.72	43	33.841	782
59.2x59.2x1 ret.	3	1.050	23.20	36	37.800	855
60x60x1	3	1.080	23.78	36	38.880	876





WALL  
WALL TILES



V2 - SLIGHT  
VARIATION



MATTE



1.17cm  
30x90



0.85cm  
29.5x59.2  
30x60



Wall:  
Balance Beige 30x90 cm ret. R3191R  
Muretto Balance Beige 30x90 cm ret. R3201R

Floor:  
Balance Beige 59.2x59.2 cm ret. P6091R




BEIGE

30x90 cm ret.  
29.5x59.2 cm ret.  
30x60 cm



R3191R | GB13  
R3717R | GB04  
R3717 | GA11



SILVER

30x90 cm ret.  
29.5x59.2 cm ret.  
30x60 cm



R3192R | GB13  
R3718R | GB04  
R3718 | GA11



MURETTO BEIGE m²

30x90 cm ret.  
29.5x59.2 cm ret.  
30x60 cm



R3201R | GB15  
R3726R | GB07  
R3726 | GA15



MURETTO SILVER m²

30x90 cm ret.  
29.5x59.2 cm ret.  
30x60 cm



R3202R | GB15  
R3727R | GB07  
R3727 | GA15



CUBIC BEIGE m²

30x90 cm ret.  
30x60 cm



R3196R | GB15  
R3723 | GA15




CUBIC SILVER m²

30x90 cm ret.  
30x60 cm




R3197R | GB15  
R3724 | GA15



MOSAIC BALANCE BEIGE

(2.5X2.5 CM) (PIECE)

29.5x29.5x0.85 cm DC2039 | GJ32




MOSAIC BALANCE SILVER

(2.5X2.5 CM) (PIECE)

29.5x29.5x0.85 cm DC2040 | GJ32




BALANCE



**GREY**  
30x90 cm ret.  
29.5x59.2 cm ret.  
30x60 cm

R3193R | GB13  
R3719R | GB04  
R3719 | GA11



**CEPPPO DI GRE**  
30x90 cm ret.  
29.5x59.2 cm ret.  
30x60 cm

R3195R | GB13  
R3722R | GB04  
R3722 | GA11




**MURETTO GREY** m²  
30x90 cm ret.  
29.5x59.2 cm ret.  
30x60 cm

R3203R | GB15  
R3728R | GB07  
R3728 | GA15



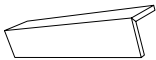
**CUBIC GREY** m²  
30x90 cm ret.  
30x60 cm

R3198R | GB15  
R3725 | GA15



**MOSAIC BALANCE GREY**  
**(2.5X2.5 CM)** (PIECE)  
29.5x29.5x0.85 cm DC2041 | GJ32

SPECIAL PIECES



Profile
Perfil . Profil
Profil . Perfil
2x30x1.17 cm ret.   GJ35
2x59.2x0.85 cm ret.   GJ44
2x29.5x0.85 cm ret.   GJ35

PACKAGING

Sizes (cm)	Pieces	SQM	Weight	Box	SQM	Weight
Dimensão . Format	Peças . Pièces	M²	Peso . Poids	Caixa . Boîte	M²	Peso . Poids
Maße . Formato	Stück . Piezas		Gewicht . Peso	Karton . Caja		Gewicht . Peso
30x90x1.17 ret.	4	1.080	21.32	40	43.200	872
29.5x59.2x0.85 ret.	8	1.400	19.81	32	44.800	654
30x60x0.85	8	1.460	20.63	32	46.720	680



MARBLE & STONE

Balance Ceppo di Gre 30x90 cm ret. R3195R





*Wall:*  
Serena Beige 30x90 cm ret. R3224R  
Prisma Serena Beige 30x90 cm ret. R3226R  
Mosaic Herring Serena Beige 24.5x27.5 cm DC5011

*Floor:*  
Noble Raffia 22.05x88.8 cm ret. Natural P9114C2  
Noble Raffia 14.5x88.8 cm ret. Natural P9114C3

# SERENA


## Serene and elegant spaces.

Espaços serenos e elegantes.  
Espaces sereins et élégants.  
Ruhige und elegante Räume.  
Espacios amplios y elegantes.



### Wall Tiles

Wall




## COLOURS

Cores . Couleurs . Farben . Colores

Beige



Grey











Wall:  
Serena Grey 30x90 cm ret. R3225R


Floor:  
Avenue Anthracite 59.2x59.2 cm ret. P6068R

WALL  
WALL TILES

V3 - MODERATE  
VARIATION

MATTE

1.17cm  
30x90



BEIGE  
30x90 cm ret. R3224R | GB10



GREY  
30x90 cm ret. R3225R | GB10



PRISMA BEIGE m²  
30x90 cm ret. R3226R | GB14



PRISMA GREY m²  
30x90 cm ret. R3227R | GB14



MOSAIC HERRING SERENA  
BEIGE (2.8X6.5 cm)  
(PIECE)  
24.5x27.5x1.17 cm DC5011 | GJ33



MOSAIC HERRING SERENA  
GREY (2.8X6.5 cm)  
(PIECE)  
24.5x27.5x1.17 cm DC5012 | GJ33

SPECIAL PIECES



Profile  
Perfil . Profil  
Profil . Perfil  
2x30x1.17 cm ret. | GJ35

PACKAGING



Sizes (cm)  
Dimensão . Format  
Maße . Formato  
30x90x1.17 ret.



Pieces  
Peças . Pièces  
Stück . Piezas  
4



SQM  
M²  
1.080



Weight  
Peso . Poids  
Gewicht . Peso  
21.32



Box  
Caixa . Boite  
Karton . Caja  
40



SQM  
M²  
43.200



Weight  
Peso . Poids  
Gewicht . Peso  
872





Wall:  
Ocean Beige 29.5x59.2 cm R845R

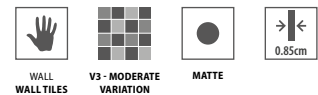
Floor:  
Castle Smoked Oak 22.05x90 cm P9062C5  
Castle Smoked Oak 14.5x90 cm P9062C4

# OCEAN

## Soft and natural lines that invites to relax.

Linhas suaves e naturais que convidam ao relaxamento.  
Des lignes douces et naturelles qui invitent à la relaxation.  
Weichen und natürlichen Linien, die zum Entspannen einladen.  
Líneas suaves y naturales que invitan a relajarse.

 **Wall Tiles**  
Wall




**BEIGE**  
29.5x59.2 cm ret.  
30x60 cm

 R845R | GB05  
R845 | GA12



**GREY**  
29.5x59.2 cm ret.  
30x60 cm








 R846R | GB05  
R846 | GA12

### SPECIAL PIECES



Profile
Perfil . Profil
Maße . Formato
2x59.2x0.85 cm ret.   GJ44
2x29.5x0.85 cm ret.   GJ35

### PACKAGING

							
Sizes (cm)	Pieces	SQM	Weight	Box	SQM	Weight	Weight
Dimensão . Format	Peças . Pièces	M²	Peso . Poids	Caixa . Boîte	M²	Peso . Poids	Peso . Poids
Maße . Formato	Stück . Piezas		Gewicht . Peso	Karton . Caja		Gewicht . Peso	Gewicht . Peso
29.5x59.2x0.85 ret.	8	1.400	19.81	32	44.800	654	
30x60x0.85	8	1.460	20.63	32	46.720	680	





Granit Grey 45x45 cm C457

# GRANIT

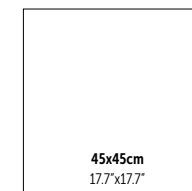
## The eternal nobility of granite.

A eterna nobreza do granito.  
La noblesse éternelle du granit.  
Der ewige Adel des Granits.  
La nobleza eterna del granito.



### Glazed Floor Tiles

Wall & Floor



## COLOURS

Cores . Couleurs . Farben . Colores

Beige



Grey





GRANIT

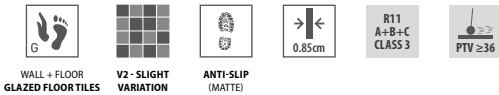


Granit Beige 45x45 cm C458



Granit Beige 45x45 cm C458  
Arc Granit Beige 45x45 cm C456






**BEIGE**  
45x45 cm  
C458 | G106



**GREY**  
45x45 cm  
C457 | G106



**ARC BEIGE**  
45x45 cm  
C456 | G107

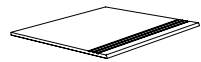


**ARC GREY**  
45x45 cm  
C455 | G107



Arc Granit Beige 45x45 cm C456

SPECIAL PIECES



**Stairstep**  
Degrau . Nez-de-Marche  
Stufe . Peldaño  
45x45x0.85 cm | GJ21



**Skirting**  
Rodapé . Plinthe  
Sockel . Rodapié  
8x45x0.85 cm | GJ03

PACKAGING



**Sizes (cm)**  
Dimensão . Format  
Maße . Formato  
45x45x0.85



**Pieces**  
Peças . Pièces  
Stück . Piezas



**SQM**  
M²



**Weight**  
Peso . Poids  
Gewicht . Peso



**Box**  
Caixa . Boite  
Karton . Caja



**SQM**  
M²



**Weight**  
Peso . Poids  
Gewicht . Peso





# ÁGUEDA

## The reinterpretation of tradition.

A reinterpretação da tradição.  
La réinterprétation de la tradition.  
Die Neuinterpretation der Tradition.  
La reinterpretación de la tradición.



**Glazed Floor Tiles**  
Wall & Floor



WALL + FLOOR  
GLAZED FLOOR TILES



V2 - SLIGHT  
VARIATION



MATTE



0.75cm



**BEGE**  
33.3x33.3 cm



P054 | G102

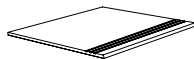


**MEL**  
33.3x33.3 cm



P055 | G102

### SPECIAL PIECES



**Stairstep**  
Degrau . Nez-de-Marche  
Stufe . Peldaño

33.3x33.3x0.75 cm | GJ17

**Skirting**  
Rodapé . Plinthe  
Sockel . Rodapié

8x33.3x0.75 cm | GJ02

### PACKAGING



**Sizes (cm)**  
Dimensão . Format  
Maße . Formato

33.3x33.3x0.75



**Pieces**  
Peças . Pièces  
Stück . Piezas

9



**SQM**  
M²

1,000



**Weight**  
Peso . Poids  
Gewicht . Peso

16.40



**Box**  
Caixa . Boite  
Karton . Caja

68



**SQM**  
M²

68,000



**Weight**  
Peso . Poids  
Gewicht . Peso

1135

Águeda Mel 33.3x33.3 cm P055





Calçada Bege 33.3x33.3 cm S719

# CALÇADA

## Rich atmosphere in charm and history.

Atmosfera rica em charme e história.  
Atmosphère riche en charme et chargée d'histoire.  
Atmosphäre reich an Charme und Geschichte.  
Ambiente rico en historia y encanto.



**Glazed Floor Tiles**  
Wall & Floor



WALL + FLOOR  
GLAZED FLOOR TILES



V1 - UNIFORM  
APPEARANCE



MATTE



0.75cm



R10  
CLASS 1



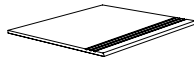
**BEGE**

33.3x33.3 cm



S719 | G103

### SPECIAL PIECES



**Stairstep**  
Degrau . Nez-de-Marche  
Stufe . Peldaño

33.3x33.3x0.75 cm | GJ17

**Skirting**  
Rodapé . Plinthe  
Sockel . Rodapié

8x33.3x0.75 cm | GJ02

### PACKAGING



**Sizes (cm)**  
Dimensão . Format  
Maße . Formato

33.3x33.3x0.75



**Pieces**  
Peças . Pièces  
Stück . Piezas

9



**SQM**  
M²

1,000



**Weight**  
Peso . Poids  
Gewicht . Peso

16.40



**Box**  
Caixa . Boite  
Karton . Caja

68



**SQM**  
M²

68,000



**Weight**  
Peso . Poids  
Gewicht . Peso

1135





**COLOUR & DESIGN**





SEE IT IN YOUR  
ROOM!

Dandy Grey 20x20 cm PH66  
Dandy Terrazzo Grey 20x20 cm PH71

# DANDY

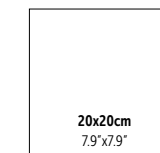
**Recreation of timeless terrazzo for the elaboration of bold spaces.**

Recriação do terrazzo intemporal para a criação de ambientes arrojados.  
Réinterprétation de l'intemporalité du terrazzo pour créer des environnements audacieux.  
Nachbildung von zeitlosem Terrazzo, um gewagte Umgebungen zu schaffen.  
Recreación de terrazo atemporal para crear entornos atrevidos.



**Glazed Floor Tiles**

Wall & Floor



## COLOURS

Cores . Couleurs . Farben . Colores

White



Beige



Grey



Anthracite



Green







Dandy Terrazzo Anthracite 20x20 cm PH72  
Dandy Anthracite 20x20 cm PH67



Wall:  
Dandy Terrazzo Beige 20x20 cm PH70

Floor:  
Dandy Beige 20x20 cm PH65





Wall:  
**Dandy Terrazzo White** 20x20 cm PH69  
**Mosaic Dandy Terrazzo White** 20x20 cm DC8006  
**Chroma Blush** 13x13 cm C1311

Floor:  
**Dandy White** 20x20 cm PH64

SPECIAL PIECES



**Skirting**  
Rodapé . Plinthe  
Sockel . Rodapié

8x20x0.85 cm | GJ01

PACKAGING



**Sizes (cm)**  
Dimensão . Format  
Maße . Formato

20x20x0.85



**Pieces**  
Peças . Pièces  
Stück . Piezas

20



**SQM**  
M²

0.800



**Weight**  
Peso . Poids  
Gewicht . Peso

14.44



**Box**  
Caixa . Bolte  
Karton . Caja

72



**SQM**  
M²

57.600



**Weight**  
Peso . Poids  
Gewicht . Peso

1060



WALL + FLOOR  
GLAZED FLOOR TILES



V2 - SLIGHT  
VARIATION



NATURAL  
(MATTE)



0.85cm  
20x20



R10  
A

DANDY




**WHITE**  
20x20 cm PH64 | GJ07



**BEIGE**  
20x20 cm PH65 | GJ07



**GREY**  
20x20 cm PH66 | GJ07



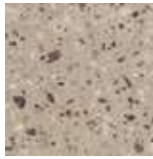
**ANTHRACITE**  
20x20 cm PH67 | GJ07




**GREEN**  
20x20 cm PH68 | GJ07



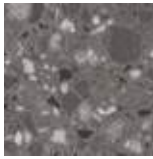
**TERRAZZO WHITE**  
20x20 cm PH69 | GJ11




**TERRAZZO BEIGE**  
20x20 cm PH70 | GJ11



**TERRAZZO GREY**  
20x20 cm PH71 | GJ11




**TERRAZZO ANTHRACITE**  
20x20 cm PH72 | GJ11




**TERRAZZO GREEN**  
20x20 cm PH73 | GJ11




**MOSAIC DANDY WHITE**  
(3.2X9.9 CM) (PIECE)  
20x20 cm DC8001 | GJ14




**MOSAIC DANDY BEIGE**  
(3.2X9.9 CM) (PIECE)  
20x20 cm DC8002 | GJ14



**MOSAIC DANDY GREY**  
(3.2X9.9 CM) (PIECE)  
20x20 cm DC8003 | GJ14



**MOSAIC DANDY ANTHRACITE**  
(3.2X9.9 CM) (PIECE)  
20x20 cm DC8004 | GJ14




**MOSAIC DANDY GREEN**  
(3.2X9.9 CM) (PIECE)  
20x20 cm DC8005 | GJ14




**MOSAIC DANDY TERRAZZO WHITE**  
(3.2X9.9 CM) (PIECE)  
20x20 cm DC8006 | GJ14




**MOSAIC DANDY TERRAZZO BEIGE**  
(3.2X9.9 CM) (PIECE)  
20x20 cm DC8007 | GJ14



**MOSAIC DANDY TERRAZZO GREY**  
(3.2X9.9 CM) (PIECE)  
20x20 cm DC8008 | GJ14



**MOSAIC DANDY TERRAZZO ANTHRACITE**  
(3.2X9.9 CM) (PIECE)  
20x20 cm DC8009 | GJ14



**MOSAIC DANDY TERRAZZO GREEN**  
(3.2X9.9 CM) (PIECE)  
20x20 cm DC8010 | GJ14



**Mosaic Dandy Green** 20x20 cm DC8005  
**Dandy Green** 20x20 cm PH68  
**Dandy Terrazzo Green** 20x20 cm PH73





Chroma Lichen Green 13x13 cm C1313

# CHROMA

Modern and desaturated colours for elegant and timeless spaces.

Cores modernas e dessaturadas para ambientes elegantes e intemporais.  
Des couleurs modernes et douces pour des environnements élégants et intemporels.  
Moderne, helle Farben für elegante, zeitlose Umgebungen.  
Colores modernos y desaturados para entornos elegantes y atemporales.

 **Wall Tiles**  
Wall

**8x26cm**  
3.1"x10.2"

**13x13cm**  
5.1"x5.1"



**Over 50% of the 13x13 size present one glazed edge, allowing for perfect application finishes.**  
Mais de 50% das peças 13x13 incluem uma aresta vidrada para garantir um acabamento perfeito.  
Plus de 50% des pièces au format 13x13 ont un bord émaillé afin de garantir une finition parfaite.  
Mehr als 50% der Fliesen 13x13 enthalten eine glasierte Kante, um ein perfekten Abschluss zu gewährleisten.  
Más del 50% de las piezas de 13x13 incluyen un borde acristalado para garantizar un acabado perfecto.

## COLOURS

Cores . Couleurs . Farben . Colores





# CHROMA



Chroma Sage Green 13x13 cm C1314



Wall:  
Chroma Lichen Green 8.6x26.2 cm C0813  
Chroma Sage Green 13x13 cm C1314

Floor:  
Noble Camel 22.05x88.8 cm ret. Natural P9115C2  
Noble Camel 14.5x88.8 cm ret. Natural P9115C3





Chroma Cotton White 8.6x26.2 cm C0801



Chroma Ginkgo Yellow 13x13 cm C1309





Chroma Champagne 8.6x26.2 cm C0803  
Chroma Champagne 13x13 cm C1303



WALL  
WALL TILES



V2 - SLIGHT  
VARIATION



MATTE



0.9cm

# CHROMA




**COTTON WHITE**  
13x13 cm

C1301 | GG03




**OFF-WHITE**  
13x13 cm

C1302 | GG03




**COTTON WHITE**  
8.6x26.2 cm

C0801 | GG03



**OFF-WHITE**  
8.6x26.2 cm

C0802 | GG03




**CHAMPAGNE**  
13x13 cm

C1303 | GG03




**LINEN**  
13x13 cm

C1304 | GG03



**CHAMPAGNE**  
8.6x26.2 cm

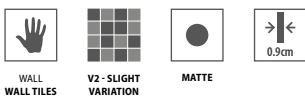
C0803 | GG03



**LINEN**  
8.6x26.2 cm

C0804 | GG03





**GINKGO YELLOW**  
13x13 cm



C1309 | GG03



**SAFFRON YELLOW**  
13x13 cm




C1310 | GG03



**GINKGO YELLOW**  
8.6x26.2 cm



C0809 | GG03



**SAFFRON YELLOW**  
8.6x26.2 cm




C0810 | GG03



**BLUSH**  
13x13 cm




C1311 | GG03



**MISTY CORAL**  
13x13 cm




C1312 | GG03



**BLUSH**  
8.6x26.2 cm



C0811 | GG03



**MISTY CORAL**  
8.6x26.2 cm



C0812 | GG03



**Chroma Blush** 8.6x26.2 cm C0811  
**Dandy White** 20x20 cm PH64

**Floor:**  
**Dandy Terrazzo White** 20x20 cm PH69





Chroma Graphite 8.6x26.2 cm C0807



WALL  
WALL TILES



V2 - SLIGHT  
VARIATION



MATTE



0.9cm

# CHROMA




**SOFT GREY**  
13x13 cm

C1305 | GG03



**PEPPER GREY**  
13x13 cm

C1306 | GG03




**SOFT GREY**  
8.6x26.2 cm

C0805 | GG03




**PEPPER GREY**  
8.6x26.2 cm

C0806 | GG03



**GRAPHITE**  
13x13 cm

C1307 | GG03



**CHARCOAL BLACK**  
13x13 cm

C1308 | GG03



**GRAPHITE**  
8.6x26.2 cm

C0807 | GG03




**CHARCOAL BLACK**  
8.6x26.2 cm

C0808 | GG03






Chroma Misty Blue 8.6x26.2 cm C0816




LICHEN GREEN  
13x13 cm  
C1313 | GG03



SAGE GREEN  
13x13 cm  
C1314 | GG03



LICHEN GREEN  
8.6x26.2 cm  
C0813 | GG03



SAGE GREEN  
8.6x26.2 cm  
C0814 | GG03



BLUE PEARL  
13x13 cm  
C1315 | GG03



MISTY BLUE  
13x13 cm  
C1316 | GG03



BLUE PEARL  
8.6x26.2 cm  
C0815 | GG03



MISTY BLUE  
8.6x26.2 cm  
C0816 | GG03

SPECIAL PIECES

Convex Quarter-Round	Convex Quarter-Round Corner	Concave Quarter-Round	Concave Quarter-Round Corner	Semi Round Bullnose
CV 3x13   GJ10	CCV 3x3   GJ10	CC 3x13   GJ10	CCC 3x3   GJ10	SRB 2x13   GJ10

PACKAGING

Sizes (cm) Dimensão . Format Maße . Formato	Pieces Peças . Pièces Stück . Piezas	SQM M²	Weight Peso . Poids Gewicht . Peso	Box Caixa . Boîte Karton . Caja	SQM M²	Weight Peso . Poids Gewicht . Peso
8.6x26.2x0.9	25	0.563	8.74	72	40.536	645
13x13x0.9	25	0.420	6.49	144	60.480	955





Wall:  
Urban Atelier Papiro 6.7x14 cm Q6010  
Floor:  
Backstage Dark Grey 59.2x59.2 cm ret. Natural P6122R

# Urban ATELIER

Soft textures with unique colours for customized decor.

Suaves texturas com cores únicas para decorações personalizadas.  
Textures douces aux couleurs uniques pour des décorations personnalisées.  
Weiche Texturen mit einzigartigen Farben für individuelle Dekoration.  
Texturas suaves con colores únicos para decoraciones personalizadas.

Wall Tiles  
Wall

14x14cm 5.5"x5.5"	7x14cm 2.8"x5.5"	10x10cm 3.9"x3.9"
----------------------	---------------------	----------------------

## COLOURS Cores . Couleurs . Farben . Colores

Branco	Creme	Marfim	Pérola	Bege	Papiro	Areia	Camomila
Amarelo	Tangerina	Âmbar	Laranja	Papaia	Salmão	Camelo	Camurça
Castanho	Cacau	Encarnado	Sangue de Boi	Beringela	Rosa Velho	Rosa Clara	Verde Negro
Verde Garrafa	Bosque	Alface	Kiwi	Menta	Esmeralda	Verde Água	Ártico
Celeste	Turquesa	Lagoa	Petróleo	Tejo	Atlântico	Nórdico	Tempestade
Alfazema	Índigo	Safira	Marinho	Cobalto	Preto	Cinza Escuro	Cinza Claro



Urban ATELIER



Urban Atelier Cinza Escuro 6.7x14 cm Q6450

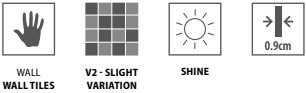


Urban Atelier Kiwi 10x10 cm A5710





Urban Atelier Rosa Clara 10x10 cm A4800



















































WALL  
WALL TILES

V2 - SLIGHT  
VARIATION

SHINE

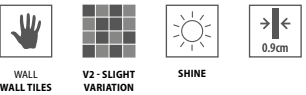
0.9cm


 <b>TANGERINA</b> 14x14 cm B2300   GG03 10x10 cm A2300   GG03	 <b>SALMÃO</b> 14x14 cm B6300   GG03 10x10 cm A6300   GG03	 <b>PAPAIA</b> 14x14 cm B6350   GG06 10x10 cm A6350   GG06	 <b>TEMPESTADE</b> 14x14 cm B6110   GG03 10x10 cm A6110   GG03	 <b>ALFAZEMA</b> 14x14 cm B6100   GG03 10x10 cm A6100   GG03	 <b>ÍNDIGO</b> 14x14 cm B2100   GG03 10x10 cm A2100   GG03
 <b>LARANJA</b> 14x14 cm B5200   GG06 10x10 cm A5200   GG06	 <b>ENCARNADO</b> 14x14 cm B3700   GG06 10x10 cm A3700   GG06	 <b>SANGUE DE BOI</b> 14x14 cm B3500   GG06 10x10 cm A3500   GG06	 <b>SAFIRA</b> 14x14 cm B5000   GG03 10x10 cm A5000   GG03	 <b>TEJO</b> 14x14 cm B5610   GG03 10x10 cm A5610   GG03	 <b>CELESTE</b> 14x14 cm B5930   GG03 10x10 cm A5930   GG03
 <b>ROSA CLARA</b> 14x14 cm B4800   GG03 10x10 cm A4800   GG03	 <b>ROSA VELHO</b> 14x14 cm B4700   GG03 10x10 cm A4700   GG03	 <b>BERINGELA</b> 14x14 cm B4500   GG03 10x10 cm A4500   GG03	 <b>TURQUESA</b> 14x14 cm B5100   GG03 10x10 cm A5100   GG03	 <b>LAGOA</b> 14x14 cm B5900   GG03 10x10 cm A5900   GG03	 <b>PETRÓLEO</b> 14x14 cm B5600   GG03 10x10 cm A5600   GG03
 <b>ESMERALDA</b> 14x14 cm B1420   GG03 10x10 cm A1420   GG03	 <b>VERDE ÁGUA</b> 14x14 cm B1410   GG03 10x10 cm A1410   GG03	 <b>VERDE GARRAFA</b> 14x14 cm B6210   GG06 10x10 cm A6210   GG06	 <b>ÁRTICO</b> 14x14 cm B5910   GG03 10x10 cm A5910   GG03	 <b>NÓRDICO</b> 14x14 cm B6410   GG03 10x10 cm A6410   GG03	 <b>ATLÂNTICO</b> 14x14 cm B5620   GG03 10x10 cm A5620   GG03
 <b>KIWI</b> 14x14 cm B5710   GG03 10x10 cm A5710   GG03	 <b>MENTA</b> 14x14 cm B1310   GG03 10x10 cm A1310   GG03	 <b>BOSQUE</b> 14x14 cm B6200   GG06 10x10 cm A6200   GG06	 <b>PÉROLA</b> 14x14 cm B2910   GG03 10x10 cm A2910   GG03	 <b>CREME</b> 14x14 cm B4310   GG03 10x10 cm A4310   GG03	 <b>MARFIM</b> 14x14 cm B2920   GG03 10x10 cm A2920   GG03
 <b>AMARELO</b> 14x14 cm B5800   GG03 10x10 cm A5800   GG03	 <b>ALFACE</b> 14x14 cm B4900   GG03 10x10 cm A4900   GG03	 <b>VERDE NEGRO</b> 14x14 cm B1200   GG09 10x10 cm A1200   GG09	 <b>AREIA</b> 14x14 cm B6000   GG03 10x10 cm A6000   GG03	 <b>PAPIRO</b> 14x14 cm B6010   GG03 10x10 cm A6010   GG03	 <b>CAMOMILA</b> 14x14 cm B6020   GG03 10x10 cm A6020   GG03
 <b>CAMURÇA</b> 14x14 cm B5500   GG03 10x10 cm A5500   GG03	 <b>CAMELO</b> 14x14 cm B5510   GG03 10x10 cm A5510   GG03	 <b>BEGE</b> 14x14 cm B0600   GG03 10x10 cm A0600   GG03	 <b>CINZA CLARO</b> 14x14 cm B6400   GG03 10x10 cm A6400   GG03	 <b>CINZA ESCURO</b> 14x14 cm B6450   GG03 10x10 cm A6450   GG03	 <b>BRANCO</b> 14x14 cm B0300   GG03 10x10 cm A0300   GG03
 <b>CACAU</b> 14x14 cm B0100   GG03 10x10 cm A0100   GG03	 <b>CASTANHO</b> 14x14 cm B5060   GG03 10x10 cm A5060   GG03	 <b>ÂMBAR</b> 14x14 cm B3600   GG06 10x10 cm A3600   GG06	 <b>PRETO</b> 14x14 cm B3800   GG06 10x10 cm A3800   GG06	 <b>MARINHO</b> 14x14 cm B3200   GG09 10x10 cm A3200   GG09	 <b>COBALTO</b> 14x14 cm B5010   GG06 10x10 cm A5010   GG06

The colours Âmbar, Bosque and Verde Garrafa have a cracked effect as an inherent characteristic.  
As cores Âmbar, Bosque e Verde Garrafa possuem um efeito craquelê como característica inerente. | Les couleurs Âmbar, Bosque et Verde Garrafa ont un effet craquelé comme une caractéristique inhérente.  
Die Farben Âmbar, Bosque und Verde Garrafa haben als inhärente Eigenschaft einen Craquelé-Effekt. | Los colores Âmbar, Bosque y Verde Garrafa tienen un efecto craquelé como característica inherente.




Urban ATELIER







**DECOR GLAM BRANCO**  
10x10 cm M0300<sup>(A)</sup> | GG15




**DECOR GLAM PÉROLA**  
10x10 cm M2910<sup>(A)</sup> | GG15




**DECOR GLAM ÁRTICO**  
10x10 cm M5910<sup>(A)</sup> | GG15




**DECOR GLAM CINZA CLARO**  
10x10 cm M6400<sup>(A)</sup> | GG15




**DECOR GLAM ÂMBAR**  
10x10 cm M3600<sup>(A)</sup> | GG15




**DECOR GLAM MENTA**  
10x10 cm M1310<sup>(A)</sup> | GG15




**DECOR GLAM NÓRDICO**  
10x10 cm M6410<sup>(A)</sup> | GG15




**DECOR GLAM PRETO**  
10x10 cm M3800<sup>(A)</sup> | GG15




**DECOR GLAM SANGUE DE BOI**  
10x10 cm M3500<sup>(A)</sup> | GG15



**DECOR GLAM BOSQUE**  
10x10 cm M6200<sup>(A)</sup> | GG15



**DECOR GLAM ATLÂNTICO**  
10x10 cm M5620<sup>(A)</sup> | GG15



**DECOR GLAM COBALTO**  
10x10 cm M5010<sup>(A)</sup> | GG15

The colours **Âmbar** and **Bosque** have a cracked effect as an inherent characteristic. | As cores **Âmbar** e **Bosque** possuem um efeito craquelê como característica inerente. | Les couleurs **Âmbar** et **Bosque** ont un effet craquelé comme une caractéristique inhérente. | Die Farben **Âmbar** und **Bosque** haben als inhärente Eigenschaft einen Craquelé-Effekt. | Los colores **Âmbar** y **Bosque** tienen un efecto craquelé como característica inherente.

DECOR GLAM (12 DIFFERENT PIECES)



<sup>(A)</sup> The Glam decoration consists in a set of 12 different pieces. In each box the combination of pieces is completely random. Handmade product subject to variations.

<sup>(A)</sup> A decoração Glam é composta por um conjunto de 12 peças diferentes. Em cada caixa a combinação de peças é totalmente aleatória. Produto manual sujeito a variações.

<sup>(A)</sup> La décoration Glam se compose d'un ensemble de 12 pièces différentes. Dans chaque boîte, la combinaison des pièces est totalement aléatoire. Produit fabriqué à la main, sujet aux variations.

<sup>(A)</sup> Die Glam Dekoration besteht aus einer Gruppe von 12 verschiedenen Teilen. In jedem Karton ist die Kombination völlig zufällig. Handgemachtes Produkt, der Variationen unterliegt.

<sup>(A)</sup> La decoración Glam consiste en un conjunto de 12 piezas diferentes. En cada caja la combinación de piezas es totalmente aleatoria. Producto manual sujeto a variaciones.



Urban Atelier Atlântico 10x10 cm A5620  
Decor Glam Urban Atelier Atlântico 10x10 cm M5620



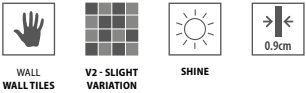
Urban Atelier Âmbar 10x10 cm A3600  
Decor Glam Urban Atelier Âmbar 10x10 cm M3600




















































Credo Restaurant, Norway  
Photography: Geir Mogen

Urban Atelier Bosque 6.7x14 cm Q6200

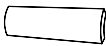







Urban ATELIER








 <b>TANGERINA</b> 6.7x14 cm Q2300   GG04	 <b>SALMÃO</b> 6.7x14 cm Q6300   GG04	 <b>PAPAIA</b> 6.7x14 cm Q6350   GG07	 <b>TEMPESTADE</b> 6.7x14 cm Q6110   GG04	 <b>ALFAZEMA</b> 6.7x14 cm Q6100   GG04	 <b>ÍNDIGO</b> 6.7x14 cm Q2100   GG04
 <b>LARANJA</b> 6.7x14 cm Q5200   GG07	 <b>ENCARNADO</b> 6.7x14 cm Q3700   GG07	 <b>SANGUE DE BOI</b> 6.7x14 cm Q3500   GG07	 <b>SAFIRA</b> 6.7x14 cm Q5000   GG04	 <b>TEJO</b> 6.7x14 cm Q5610   GG04	 <b>CELESTE</b> 6.7x14 cm Q5930   GG04
 <b>ROSA CLARA</b> 6.7x14 cm Q4800   GG04	 <b>ROSA VELHO</b> 6.7x14 cm Q4700   GG04	 <b>BERINGELA</b> 6.7x14 cm Q4500   GG04	 <b>TURQUESA</b> 6.7x14 cm Q5100   GG04	 <b>LAGOA</b> 6.7x14 cm Q5900   GG04	 <b>PETRÓLEO</b> 6.7x14 cm Q5600   GG04
 <b>ESMERALDA</b> 6.7x14 cm Q1420   GG04	 <b>VERDE ÁGUA</b> 6.7x14 cm Q1410   GG04	 <b>VERDE GARRAFA</b> 6.7x14 cm Q6210   GG07	 <b>ÁRTICO</b> 6.7x14 cm Q5910   GG04	 <b>NÓRDICO</b> 6.7x14 cm Q6410   GG04	 <b>ATLÂNTICO</b> 6.7x14 cm Q5620   GG04
 <b>KIWI</b> 6.7x14 cm Q5710   GG04	 <b>MENTA</b> 6.7x14 cm Q1310   GG04	 <b>BOSQUE</b> 6.7x14 cm Q6200   GG07	 <b>PÉROLA</b> 6.7x14 cm Q2910   GG04	 <b>CREME</b> 6.7x14 cm Q4310   GG04	 <b>MARFIM</b> 6.7x14 cm Q2920   GG04
 <b>AMARELO</b> 6.7x14 cm Q5800   GG04	 <b>ALFACE</b> 6.7x14 cm Q4900   GG04	 <b>VERDE NEGRO</b> 6.7x14 cm Q1200   GG10	 <b>AREIA</b> 6.7x14 cm Q6000   GG04	 <b>PAPIRO</b> 6.7x14 cm Q6010   GG04	 <b>CAMOMILA</b> 6.7x14 cm Q6020   GG04
 <b>CAMURÇA</b> 6.7x14 cm Q5500   GG04	 <b>CAMELO</b> 6.7x14 cm Q5510   GG04	 <b>BEGE</b> 6.7x14 cm Q0600   GG04	 <b>CINZA CLARO</b> 6.7x14 cm Q6400   GG04	 <b>CINZA ESCURO</b> 6.7x14 cm Q6450   GG04	 <b>BRANCO</b> 6.7x14 cm Q0300   GG04
 <b>CACAU</b> 6.7x14 cm Q0100   GG04	 <b>CASTANHO</b> 6.7x14 cm Q5060   GG04	 <b>ÂMBAR</b> 6.7x14 cm Q3600   GG07	 <b>PRETO</b> 6.7x14 cm Q3800   GG07	 <b>MARINHO</b> 6.7x14 cm Q3200   GG10	 <b>COBALTO</b> 6.7x14 cm Q5010   GG07

The colours Âmbar, Bosque and Verde Garrafa have a crackled effect as an inherent characteristic.  
As cores Âmbar, Bosque e Verde Garrafa possuem um efeito craquelê como característica inerente. | Les couleurs Âmbar, Bosque et Verde Garrafa ont un effet craquelé comme une caractéristique inhérente.  
Die Farben Âmbar, Bosque und Verde Garrafa haben als inhärente Eigenschaft einen Craquelé-Effekt. | Los colores Âmbar, Bosque y Verde Garrafa tienen un efecto craquelé como característica inherente.

SPECIAL PIECES

 <b>Convex Quarter-Round</b>	 <b>Convex Quarter-Round Corner</b>	 <b>Concave Quarter-Round</b>	 <b>Concave Quarter-Round Corner</b>	 <b>Semi Round Bullnose</b>	 <b>Surface Bullnose</b>
CV 3x10   GJ07	CCV 3x3   GJ09	CC 3x10   GJ07	CCC 3x3   GJ09	SRA 2x10   GJ09	SFA 2.5x10   GJ09
CV 3x14   GJ07		CC 3x14   GJ07		SRB 2x14   GJ10	SFB 2.5x14   GJ10

PACKAGING

 <b>Sizes (cm)</b> Dimensão . Format Maße . Format	 <b>Pieces</b> Peças . Pièces Stück . Piezas	 <b>SQM</b> M²	 <b>Weight</b> Peso . Poids Gewicht . Peso	 <b>Box</b> Caixa . Boite Karton . Caja	 <b>SQM</b> M²	 <b>Weight</b> Peso . Poids Gewicht . Peso
14x14x0.9	25	0.480	7.00	138	66.240	986
10x10x0.9	25	0.250	3.80	224	56.000	871
6.7x14x0.9	25	0.230	3.45	276	63.480	972



COLOUR PALETTE

COLOUR	ALELUIA CERÂMICAS	PANTONE	RAL	NCS
	TANGERINA	144C	1007	S 1070-Y30R
	SALMÃO	715C	1034	S 1050-Y40R
	PAPAIA	166C	2012	S 1070-Y70R
	LARANJA	1525C	2010	S 2070-Y60R
	ENCARNADO	485C 2X	3020	S 1080-Y90R
	SANGUE DE BOI	504C	3005	S 6030-R10B
	ROSA CLARA	701C	3015	S 2030-R10B
	ROSA VELHO	702C	3014	S 2050-R10B
	BERINGELA	5185C	4007	S 7020-R10B
	TEMPESTADE	533C	5013	S 6020-R70B
	ALFAZEMA	5285C	5014	S 4020-R70B
	ÍNDIGO	2726C	5002	S 3060-R70B
	SAFIRA	280C	5002	S 5040-R70B
	TEJO	5415C	5023	S 5020-B30G
	CELESTE	318C	6034	S 1030-B10G
	TURQUESA	562C	5021	S 3040-B50G
	LAGOA	569C	6033	S 4040-B50G
	PETRÓLEO	5473C	5009	S 5030-B30G
	ESMERALDA	346C	6019	S 2040-G10Y
	VERDE ÁGUA	577C	6019	S 1030-G30Y
	VERDE GARRAFA	3435C	6020	S 7020-G10Y
	KIWI	5777C	6025	S 2040-G70Y
	MENTA	575C	6010	S 4050-G30Y
	BOSQUE	350C	6002	S 6030-G10Y
	AMARELO	1235C	1003	S 1080-Y10R
	ALFACE	383C	6018	S 1060-G50Y
	VERDE NEGRO	3308C	6012	S 8010-B70G

COLOUR PALETTE

COLOUR	ALELUIA CERÂMICAS	PANTONE	RAL	NCS
	ÁRTICO	5455C	6034	S0907-B80G
	NÓRDICO	5425C	5014	S 4020-R90B
	ATLÂNTICO	5405C		S 6020-B30G
	PÉROLA	4545C	9010	S 0505-Y
	CREME	4755C	9001	S 0907-Y70R
	MARFIM	WARM GRAY 1C	1013	S 0804-Y50R
	AREIA	460C	1000	S 1020-Y
	PAPIRO	1215C	1014	S 1030-Y
	CAMOMILA	122C	1012	S 1040-Y
	CINZA CLARO	422C	7038	S 2502-Y
	CINZA ESCURO	445C	7043	S 7502-B
	BRANCO		9016	S 0300-N
	CAMURÇA	730C	1011	S 3030-Y20R
	CAMELO	466C	1014	S 1515-Y20R
	BEGE	155C	1015	S 1010-Y30R
	CACAU	440C	8019	S 8010-Y90R
	CASTANHO	470C	8004	S 5040-Y50R
	ÂMBAR	139C	8001	S 2050-Y20R
	PRETO	BLACK 6 C 2X	8022	S 9000-N
	MARINHO	2768C	5013	S 6030-R70B
	COBALTO	2767C	5011	S 7020-R70B

The colour correspondences were made by approximation, and are therefore merely indicative.  
As correspondências de cores apresentadas foram feitas por aproximação, logo são meramente indicativas. La correspondance des couleurs présentées sont faites par proximité, donc ce sont des couleurs indicatifs. Die Farbensprechungen wurden durch Angleichung gemacht. Diese dienen lediglich zu Informationszwecken. Las correspondencias de color presentadas fueran hechas por aproximación, así que son meramente indicativas.





# NEW ZELLIGE

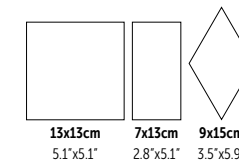
## Modern look with a handcrafted touch.

Visual moderno com um toque artesanal.  
Look moderne avec une touche artisanale.  
Moderner Look mit handgemachtem Touch.  
Visual moderno con un toque artesanal.



Wall Tiles

Wall



## COLOURS

Cores . Couleurs . Farben . Colores



New Zellige Navy 6.5x13 cm J0607





Deliberi Iso Omena Restaurant, Finland  
Photography: Riitta Sourander - Emo Media

Diamond New Zellige Jade 9x15 cm LOS1304

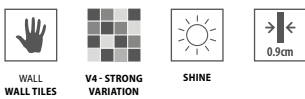


New Zellige Burgundy 13x13 cm J1306




New Zellige Olive 13x13 cm J1308






GLACIÄR  
13x13 cm  
J1301 | GG04




SMOKE  
13x13 cm  
J1303 | GG04




CHARCOAL  
13x13 cm  
J1309 | GG06



GLACIÄR  
6.5x13 cm  
J0601 | GG05




SMOKE  
6.5x13 cm  
J0603 | GG05



CHARCOAL  
6.5x13 cm  
J0609 | GG07



DIAMOND GLACIÄR <sup>m²</sup>  
9x15 cm  
LOS1301 | GG10



DIAMOND SMOKE <sup>m²</sup>  
9x15 cm  
LOS1303 | GG10



DIAMOND CHARCOAL <sup>m²</sup>  
9x15 cm  
LOS1309 | GG11



New Zellige Smoke 6.5x13 cm J0603

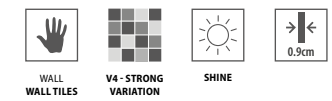


New Zellige Charcoal 13x13 cm J1309






**Wall:**  
 New Zellige Jade 13x13 cm J1304  
**Floor:**  
 Urban Stone Grey 59.2x59.2 cm ret. Natural P6102R




# NEW ZELLIGE



**SKY**  
 13x13 cm  
 J1305 | GG04




**NAVY**  
 13x13 cm  
 J1307 | GG06




**JADE**  
 13x13 cm  
 J1304 | GG04



**SKY**  
 6.5x13 cm  
 J0605 | GG05



**NAVY**  
 6.5x13 cm  
 J0607 | GG07



**JADE**  
 6.5x13 cm  
 J0604 | GG05



**DIAMOND SKY** m²  
 9x15 cm  
 LOS1305 | GG10



**DIAMOND NAVY** m²  
 9x15 cm  
 LOS1307 | GG11



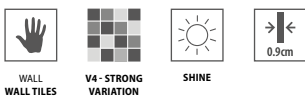
**DIAMOND JADE** m²  
 9x15 cm  
 LOS1304 | GG10



New Zellige Sky 6.5x13 cm J0605




NEW ZELLIGE




OLIVE  
13x13 cm  
J1308 | GG06




BLUSH  
13x13 cm  
J1302 | GG04




BURGUNDY  
13x13 cm  
J1306 | GG06



OLIVE  
6.5x13 cm  
J0608 | GG07



BLUSH  
6.5x13 cm  
J0602 | GG05



BURGUNDY  
6.5x13 cm  
J0606 | GG07



DIAMOND OLIVE <sup>m²</sup>  
9x15 cm  
LOS1308 | GG11




DIAMOND BLUSH <sup>m²</sup>  
9x15 cm  
LOS1302 | GG10



DIAMOND BURGUNDY <sup>m²</sup>  
9x15 cm  
LOS1306 | GG11

FLOOR SUGGESTION



BOSCO NOCE (112) BOSCO CASTAGNO (112) BOSCO NEBBIA (112) BOSCO GRIGIO (112)

PACKAGING

Sizes (cm) Dimensão . Format Maße . Formato	Pieces Peças . Pièces Stück . Piezas	SQM M²	Weight Peso . Poids Gewicht . Peso	Box Caixa . Boite Karton . Caja	SQM M²	Weight Peso . Poids Gewicht . Peso
13x13x0.9	25	0.420	6.49	144	60.480	955
6.5x13x0.9	25	0.200	3.17	288	57.600	933
LOS 9x15x0.9	25	0.170	2.54	240	40.800	630



Diamond New Zellige Blush 9x15 cm LOS1302





Arabesque Cinza Claro 15x15 cm ARB6400

# ARABESQUE

A classic pattern for unique spaces.

Um padrão clássico para espaços singulares.  
Un motif classique pour les espaces singuliers.  
Ein klassisches Muster für einzigartige Räume.  
Un patrón clásico para espacios singulares.

 **Wall Tiles**  
Wall

  
15x15cm  
5.9"x5.9"

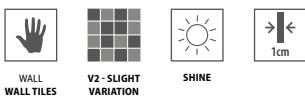
## COLOURS

Cores . Couleurs . Farben . Colores

<i>Branco</i>		<i>Âmbar</i>		<i>Sangue de Boi</i>	
<i>Pérola</i>		<i>Menta</i>		<i>Bosque</i>	
<i>Ártico</i>		<i>Nórdico</i>		<i>Atlântico</i>	
<i>Cinza Claro</i>		<i>Preto</i>		<i>Cobalto</i>	



ARABESQUE



**BRANCO**  
15x15 cm  
ARB0300 | GG14

**PÉROLA**  
15x15 cm  
ARB2910 | GG14

**ÁRTICO**  
15x15 cm  
ARB5910 | GG14

**CINZA CLARO**  
15x15 cm  
ARB6400 | GG14

**ÂMBAR**  
15x15 cm  
ARB3600 | GG14

**MENTA**  
15x15 cm  
ARB1310 | GG14

**NÓRDICO**  
15x15 cm  
ARB6410 | GG14


**PRETO**  
15x15 cm  
ARB3800 | GG14

**SANGUE DE BOI**  
15x15 cm  
ARB3500 | GG14

**BOSQUE**  
15x15 cm  
ARB6200 | GG14

**ATLÂNTICO**  
15x15 cm  
ARB5620 | GG14

**COBALTO**  
15x15 cm  
ARB5010 | GG14



Arabesque Menta 15x15 cm ARB1310

The colours Âmbar and Bosque have a crackled effect as an inherent characteristic.  
As cores Âmbar e Bosque possuem um efeito craquelê como característica inerente.  
Les couleurs Âmbar et Bosque ont un effet craquelé comme une caractéristique inhérente.  
Die Farben Âmbar und Bosque haben als inhärente Eigenschaft einen Craquelé-Effekt.  
Los colores Âmbar y Bosque tienen un efecto craquelé como característica inherente.

PACKAGING						
<b>Sizes (cm)</b> Dimensão . Format Maße . Formato	<b>Pieces</b> Peças . Pièces Stück . Piezas	<b>SQM</b> M²	<b>Weight</b> Peso . Poids Gewicht . Peso	<b>Box</b> Caixa . Bolte Karton . Caja	<b>SQM</b> M²	<b>Weight</b> Peso . Poids Gewicht . Peso
15x15x1	14	0.180	3.32	138	24.840	473



Arabesque Âmbar 15x15 cm ARB3600



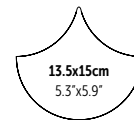


Scales Cobalto 13.5x15 cm SCL5010

# SCALES

## A creative way to dress up walls.

Uma forma criativa de vestir paredes.  
Une façon créative d'habiller les murs.  
Eine kreative Art, um Wände zu verkleiden.  
Una forma creativa para vestir las paredes.



## COLOURS

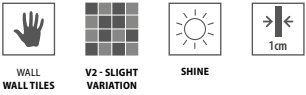
Cores . Couleurs . Farben . Colores







**Scales Ártico** 13.5x15 cm SCL5910  
**Scales Nórdico** 13.5x15 cm SCL6410  
**Scales Atlântico** 13.5x15 cm SCL5620



WALL  
WALL TILES

V2 - SLIGHT  
VARIATION

SHINE

1cm

SCALES



**BRANCO**  
13.5x15 cm SCL0300 | GG14



**PÉROLA**  
13.5x15 cm SCL2910 | GG14



**ÁRTICO**  
13.5x15 cm SCL5910 | GG14



**CINZA CLARO**  
13.5x15 cm SCL6400 | GG14



**ÂMBAR**  
13.5x15 cm SCL3600 | GG14



**MENTA**  
13.5x15 cm SCL1310 | GG14



**NÓRDICO**  
13.5x15 cm SCL6410 | GG14



**PRETO**  
13.5x15 cm SCL3800 | GG14



**SANGUE DE BOI**  
13.5x15 cm SCL3500 | GG14



**BOSQUE**  
13.5x15 cm SCL6200 | GG14



**ATLÂNTICO**  
13.5x15 cm SCL5620 | GG14










**COBALTO**  
13.5x15 cm SCL5010 | GG14



**Scales Cinza Claro** 13.5x15 cm SCL6400

The colours **Âmbar** and **Bosque** have a cracked effect as an inherent characteristic.  
As cores **Âmbar** e **Bosque** possuem um efeito craquelê como característica inerente.  
Les couleurs **Âmbar** et **Bosque** ont un effet craquelé comme une caractéristique inhérente.  
Die Farben **Âmbar** und **Bosque** haben als inhärente Eigenschaft einen Craquelé-Effekt.  
Los colores **Âmbar** y **Bosque** tienen un efecto craquelé como característica inherente.

PACKAGING

						
<b>Sizes (cm)</b> Dimensão - Format Maße - Formato	<b>Pieces</b> Peças - Pièces Stück - Piezas	<b>SQM</b> M²	<b>Weight</b> Peso - Poids Gewicht - Peso	<b>Box</b> Caixa - Boîte Karton - Caja	<b>SQM</b> M²	<b>Weight</b> Peso - Poids Gewicht - Peso
13.5x15x1	14	0.154	2.60	138	21.252	373





SEE IT IN YOUR  
ROOM!

Detroit Dark Grey 7.2x29.5 cm K3012C7  
Detroit Carbon 7.2x29.5 cm K3013C7  
Detroit Terracota 7.2x29.5 cm K3014C7  
Detroit Rose 7.2x29.5 cm K3015C7

# DETROIT

**Tiles with a twist – For more than a statement look.**

Cerâmicas com um toque de ousadia – uma verdadeira declaração de estilo.  
Céramique avec une touche d'audace – une véritable déclaration de style.  
Keramik mit einem Hauch von Kühnheit – ein echtes Statement für Stil.  
Cerámica con un toque atrevido – una verdadera declaración de estilo.



FULL  
BODY

**Extruded Porcelain Tiles**


Wall & Floor

7x30cm  
28"x118"


## COLOURS

Cores . Couleurs . Farben . Colores


*Ivory*



*Rose*



*Grey*




*Blue*




*Dark Grey*




*Green*



*Carbon*



*Terracota*







Detroit Dark Grey 7.2x29.5 cm K3012C7



Detroit Blue 7.2x29.5 cm K3016C7

COLOUR & DESIGN



DETROIT



Detroit Ivory 7.2x29.5 cm K3010C7




Detroit Rose 7.2x29.5 cm K3015C7






Wall:  
Detroit Grey 7.2x29.5 cm K3011C7  
Detroit Dark Grey 7.2x29.5 cm K3012C7


Floor:  
Detroit Grey 7.2x29.5 cm K3011C7




WALL + FLOOR  
EXTRUDED  
PORCELAIN TILES




FULL  
BODY




V3 - MODERATE  
VARIATION




0.8cm



R10  
A  
CLASS 2




PTV ≥ 36

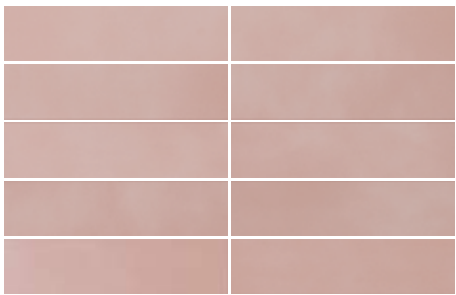


P3


# DETROIT



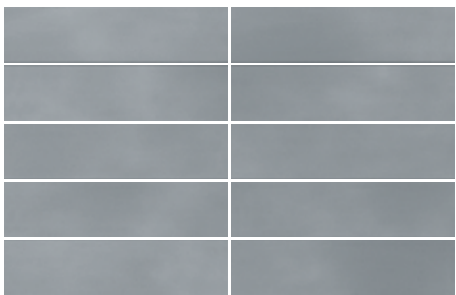
**IVORY**  
7.2x29.5 cm  
CI  
K3010C7 | GF16




**ROSE**  
7.2x29.5 cm  
CI  
K3015C7 | GF21




**GREY**  
7.2x29.5 cm  
CI  
K3011C7 | GF16



**BLUE**  
7.2x29.5 cm  
CI  
K3016C7 | GF21




**DARK GREY**  
7.2x29.5 cm  
CI  
K3012C7 | GF16










**GREEN**  
7.2x29.5 cm  
CI  
K3017C7 | GF21



**CARBON**  
7.2x29.5 cm  
CI  
K3013C7 | GF16



**TERRACOTA**  
7.2x29.5 cm  
CI  
K3014C7 | GF21

PACKAGING						
						
<b>Sizes (cm)</b> Dimensão . Format Maße . Formato	<b>Pieces</b> Peças . Pièces Stück . Piezas	<b>SQM</b> M²	<b>Weight</b> Peso . Poids Gewicht . Peso	<b>Box</b> Caixa . Boite Karton . Caja	<b>SQM</b> M²	<b>Weight</b> Peso . Poids Gewicht . Peso
7.2x29.5x0.8	23	0.489	8.60	98	47.922	858





SEE IT IN YOUR  
ROOM!

**Wall:**  
Liv'in Luna Grey 29.5x59.2 cm ret. R3743R  
Diamond Liv'in Cloud White 10x18 cm LOS1001  
Diamond Liv'in Luna Grey 10x18 cm LOS1003  
Diamond Liv'in Charcoal Black 10x18 cm LOS1004

**Floor:**  
Liv'in Charcoal Black 59.2x59.2 cm ret. P6106R

# LIV'IN

## Stylish living areas.

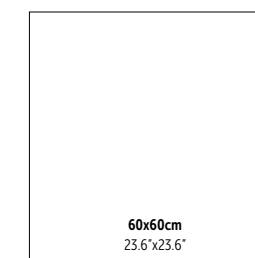
Espaços para viver com estilo.  
Des espaces pour vivre avec style.  
Wohnräume mit Stil.  
Espacios para vivir con estilo.



**Porcelain Tiles**  
Wall & Floor




**Wall Tiles**  
Wall



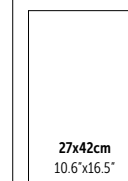
60x60cm  
23.6"x23.6"



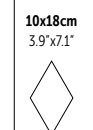
30x90cm  
11.8"x35.4"



30x60cm  
11.8"x23.6"



27x42cm  
10.6"x16.5"




10x18cm  
3.9"x7.1"


## COLOURS

Cores . Couleurs . Farben . Colores


Leather Greige



Cloud White



Luna Grey



Olive Green



Charcoal Black



Colonial Blue



Blush Red







Mosaic Diamond Liv'in Mix 1 18x21 cm DC7001



Brick Liv'in Olive Green 30x90 cm ret. R3222R



Wall:  
Liv'in Olive Green 29.5x59.2 cm ret. R3746R  
Liv'in Leather Greige 29.5x59.2 cm ret. R3742R  
Mosaic Herring Liv'in Leather Greige 24.5x27.5 cm DC5002


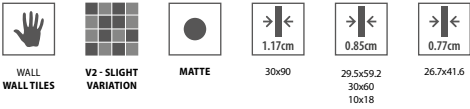
Floor:  
Liv'in Leather Greige 59.2x59.2 cm ret. P6104R





Wall:  
Liv'in Colonial Blue 30x90 cm ret. R3217R  
Diamond Liv'in Cloud White 10x18 cm LOS1001  
Diamond Liv'in Colonial Blue 10x18 cm LOS1007

Floor:  
Liv'in Luna Grey 59.2x59.2 cm ret. P6105R



CLOUD WHITE

30x90 cm ret.  
29.5x59.2 cm ret.  
30x60 cm  
26.7x41.6 cm



R3211R | GB13  
R3741R | GB05  
R3741 | GA12  
R2731 | GA08



LEATHER GREIGE

30x90 cm ret.  
29.5x59.2 cm ret.  
30x60 cm  
26.7x41.6 cm



R3212R | GB13  
R3742R | GB05  
R3742 | GA12  
R2732 | GA08




DIAMOND CLOUD WHITE

10x18 cm



LOS1001 | GB26




DIAMOND LEATHER GREIGE

10x18 cm



LOS1002 | GB26



MOSAIC LIV'IN CLOUD

WHITE (2.5X2.5 cm) (PIECE)


29.5x29.5x0.85 cm DC2011 | GJ35



MOSAIC HERRING LIV'IN

CLOUD WHITE (2.8X6.5 cm) (PIECE)

24.5x27.5x0.85 cm DC5001 | GJ33



MOSAIC LIV'IN LEATHER

GREIGE (2.5X2.5 cm) (PIECE)

29.5x29.5x0.85 cm DC2012 | GJ35



MOSAIC HERRING LIV'IN

LEATHER GREIGE (2.8X6.5 cm) (PIECE)

24.5x27.5x0.85 cm DC5002 | GJ33



MOSAIC DIAMOND LIV'IN


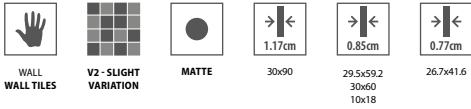
MIX 1 (PIECE)

18x21x0.85 cm DC7001\* | GJ19

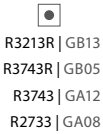
\* Minimum of 10 pieces . Quantidade mínima de 10 peças . Quantité minimum de 10 pièces . Mindestmenge: 10 Stücke . Cantidad mínima de 10 piezas

www.aleluia.pt


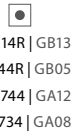




**LUNA GREY**  
30x90 cm ret.  
29.5x59.2 cm ret.  
30x60 cm  
26.7x41.6 cm




**CHARCOAL BLACK**  
30x90 cm ret.  
29.5x59.2 cm ret.  
30x60 cm  
26.7x41.6 cm



**DIAMOND LUNA GREY** **m²**  
10x18 cm




**DIAMOND CHARCOAL BLACK** **m²**  
10x18 cm



**MOSAIC LIV'IN LUNA GREY (2.5X2.5 cm)** (PIECE)  
29.5x29.5x0.85 cm DC2013 | GJ35



**MOSAIC HERRING LIV'IN LUNA GREY (2.8X6.5 cm)** (PIECE)  
24.5x27.5x0.85 cm DC5003 | GJ33



**MOSAIC LIV'IN CHARCOAL BLACK (2.5X2.5 cm)** (PIECE)  
29.5x29.5x0.85 cm DC2014 | GJ35



**MOSAIC HERRING LIV'IN CHARCOAL BLACK (2.8X6.5 cm)** (PIECE)  
24.5x27.5x0.85 cm DC5004 | GJ33



**MOSAIC DIAMOND LIV'IN MIX 3** (PIECE)  
18x21x0.85 cm DC7003\* | GJ19



**MOSAIC DIAMOND LIV'IN MIX 2** (PIECE)  
18x21x0.85 cm DC7002\* | GJ19

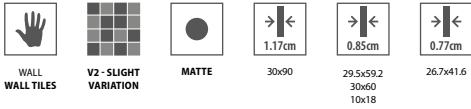


**Wall:**  
Brick Liv'in Blush Red 30x60 cm R3751  
Liv'in Leather Greige 30x60 cm R3742  
Liv'in Charcoal Black 30x60 cm R3744

**Floor:**  
Liv'in Leather Greige 60x60 cm P6104


\* Minimum of 10 pieces . Quantidade mínima de 10 peças . Quantité minimum de 10 pièces . Mindestmenge: 10 Stücke . Cantidad mínima de 10 piezas





**BLUSH RED**  
30x90 cm ret.  
29.5x59.2 cm ret.  
30x60 cm  
26.7x41.6 cm

●  
R3215R | GB15  
R3745R | GB08  
R3745 | GA16  
R2735 | GA12



**OLIVE GREEN**  
30x90 cm ret.  
29.5x59.2 cm ret.  
30x60 cm  
26.7x41.6 cm

●  
R3216R | GB15  
R3746R | GB08  
R3746 | GA16  
R2736 | GA12




**BRICK BLUSH RED** m²  
30x90 cm ret.  
30x60 cm  
26.7x41.6 cm

●  
R3221R | GB17  
R3751 | GA19  
R2741 | GA14




**BRICK OLIVE GREEN** m²  
30x90 cm ret.  
30x60 cm  
26.7x41.6 cm

●  
R3222R | GB17  
R3752 | GA19  
R2742 | GA14




**DIAMOND BLUSH RED** m²  
10x18 cm

●  
LOS1005 | GB26



**DIAMOND OLIVE GREEN** m²  
10x18 cm

●  
LOS1006 | GB26




**MOSAIC LIV'IN BLUSH RED (2.5X2.5 cm)** (PIECE)  
29.5x29.5x0.85 cm

●  
DC2015 | GJ35



**MOSAIC HERRING LIV'IN BLUSH RED (2.8X6.5 cm)** (PIECE)  
24.5x27.5x0.85 cm

●  
DC5005 | GJ33



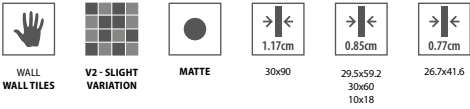
**MOSAIC LIV'IN OLIVE GREEN (2.5X2.5 cm)** (PIECE)  
29.5x29.5x0.85 cm

●  
DC2016 | GJ35



**MOSAIC HERRING LIV'IN OLIVE GREEN (2.8X6.5 cm)** (PIECE)  
24.5x27.5x0.85 cm

●  
DC5006 | GJ33



**COLONIAL BLUE**  
30x90 cm ret.  
29.5x59.2 cm ret.  
30x60 cm  
26.7x41.6 cm

●  
R3217R | GB15  
R3747R | GB08  
R3747 | GA16  
R2737 | GA12




**BRICK COLONIAL BLUE** m²  
30x90 cm ret.  
30x60 cm  
26.7x41.6 cm

●  
R3223R | GB17  
R3753 | GA19  
R2743 | GA14



**DIAMOND COLONIAL BLUE** m²  
10x18 cm

●  
LOS1007 | GB26



**MOSAIC LIV'IN COLONIAL BLUE (2.5X2.5 cm)** (PIECE)  
29.5x29.5x0.85 cm

●  
DC2017 | GJ35



**MOSAIC HERRING LIV'IN COLONIAL BLUE (2.8X6.5 cm)** (PIECE)  
24.5x27.5x0.85 cm

●  
DC5007 | GJ33

SPECIAL PIECES



**Profile**  
Perfil . Profil  
Profil . Perfil

2x30x1.17 cm ret.   GJ35
2x59.2x0.85 cm ret.   GJ44
2x29.5x0.85 cm ret.   GJ35

PACKAGING



**Sizes (cm)**  
Dimensão . Format  
Maße . Formato

30x90x1.17 ret.
29.5x59.2x0.85 ret.
30x60x0.85
26.7x41.6x0.77
LOS 10x18x0.85



**Pieces**  
Peças . Pièces  
Stück . Piezas

4
8
8
9
31



**SQM**  
M²

1.080
1.400
1.460
1.000
0.295



**Weight**  
Peso . Poids  
Gewicht . Peso

21.32
19.81
20.63
13.13
4.06



**Box**  
Caixa . Boîte  
Karton . Caja

40
32
32
78
80



**SQM**  
M²

43.200
44.800
46.720
78.000
23.600



**Weight**  
Peso . Poids  
Gewicht . Peso

872
654
680
1044
345

Wall:  
Liv'in Colonial Blue 30x90 cm ret. R3217R  
Mosaic Diamond Liv'in Mix 1 18x21 cm DC7001

Floor:  
Liv'in Luna Grey 59.2x59.2 cm ret. P6105R





**LEATHER GREIGE**  
59.2x59.2 cm ret.  
60x60 cm

P6104R | GD09  
P6104 | GC11



**LUNA GREY**  
59.2x59.2 cm ret.  
60x60 cm

P6105R | GD09  
P6105 | GC11




**CHARCOAL BLACK**  
59.2x59.2 cm ret.  
60x60 cm

P6106R | GD09  
P6106 | GC11




**MOSAIC LIV'IN LEATHER GREIGE (4.7X4.7 cm)** (PIECE)  
29.5x29.5x1 cm

DC4011 | GJ35



**MOSAIC LIV'IN LUNA GREY (4.7X4.7 cm)** (PIECE)  
29.5x29.5x1 cm

DC4012 | GJ35



**MOSAIC LIV'IN CHARCOAL BLACK (4.7X4.7 cm)** (PIECE)  
29.5x29.5x1 cm

DC4013 | GJ35

SPECIAL PIECES

<b>Stairstep</b> Degrau . Nez-de-Marche Stufe . Peldaño	<b>Step Extra Fluted*</b> Degrau Espessurado, Nez de Marche Forte Epaisseur Winkelstufe . Peldaño con Espesor	<b>Skirting</b> Rodapé . Plinthe Sockel . Rodapié
59.2x59.2x1 cm ret.   GJ42	29.5x59.2x1 cm ret.   GJ58	8x59.2x1 cm ret.   GJ14
29.5x59.2x1 cm ret.   GJ33		8x60x1 cm   GJ10
60x60x1 cm   GJ36		
30x60x1 cm   GJ28		

\* Minimum of 10 pieces . Quantidade mínima de 10 peças . Quantité minimum de 10 pièces . Mindestmenge: 10 Stücke . Cantidad mínima de 10 piezas

PACKAGING

<b>Sizes (cm)</b> Dimensão . Format Maße . Formato	<b>Pieces</b> Peças . Pièces Stück . Piezas	<b>SQM</b> M²	<b>Weight</b> Peso . Poids Gewicht . Peso	<b>Box</b> Caixa . Bolte Karton . Caja	<b>SQM</b> M²	<b>Weight</b> Peso . Poids Gewicht . Peso
59.2x59.2x1 ret.	3	1.050	23.20	36	37.800	855
60x60x1	3	1.080	23.78	36	38.880	876



Liv'in Luna Grey 59.2x59.2 cm ret. P6105R

COLOUR & DESIGN





Dune Light Greige 30x90 cm ret. R3141R

# DUNE


## Revitalizing moments in relaxing spaces.

Momentos revitalizantes em espaços relaxantes.  
Des moments revitalisants dans des espaces de détente.  
Belebende Momente in entspannende Räume.  
Momentos revitalizantes en espacios relajantes.



### Wall Tiles


Wall




## COLOURS

Cores . Couleurs . Farben . Colores

White



Light Greige



Dark Greige











Dune White 30x90 cm ret. R3140R





**WHITE**  
30x90 cm ret.  
29.5x59.2 cm ret.  
30x60 cm

R3140R | GB15  
R870R | GB07  
R870 | GA14



**LIGHT GREIGE**  
30x90 cm ret.  
29.5x59.2 cm ret.  
30x60 cm

R3141R | GB15  
R871R | GB07  
R871 | GA14



**DARK GREIGE**  
30x90 cm ret.  
29.5x59.2 cm ret.  
30x60 cm

R3142R | GB15  
R872R | GB07  
R872 | GA14



**DECOR MIRAGE WHITE** (PIECE)  
30x90 cm ret.  
29.5x59.2 cm ret.  
30x60 cm

D9100R | GJ44  
D3000R | GJ35  
D3000 | GJ33



**DECOR MIRAGE LIGHT GREIGE** (PIECE)  
30x90 cm ret.  
29.5x59.2 cm ret.  
30x60 cm

D9101R | GJ44  
D3001R | GJ35  
D3001 | GJ33



**DECOR MIRAGE DARK GREIGE** (PIECE)  
30x90 cm ret.  
29.5x59.2 cm ret.  
30x60 cm

D9102R | GJ44  
D3002R | GJ35  
D3002 | GJ33



**FAIXA DUNE WHITE** (PIECE)  
5x90x1.17 cm  
4.7x59.2x0.85 cm  
4.7x60x0.85 cm

F9100R | GJ21  
F870R | GJ15  
F870 | GJ14




**FAIXA DUNE LIGHT GREIGE** (PIECE)  
5x90x1.17 cm  
4.7x59.2x0.85 cm  
4.7x60x0.85 cm

F9101R | GJ21  
F871R | GJ15  
F871 | GJ14




**FAIXA DUNE DARK GREIGE** (PIECE)  
5x90x1.17 cm  
4.7x59.2x0.85 cm  
4.7x60x0.85 cm


F9102R | GJ21  
F872R | GJ15  
F872 | GJ14




**MOSAIC DUNE WHITE**  
**(2.5X2.5 cm)** (PIECE)  
29.5x29.5x0.85 cm DC725<sup>(A)</sup> | GJ30



**MOSAIC DUNE LIGHT GREIGE**  
**(2.5X2.5 cm)** (PIECE)  
29.5x29.5x0.85 cm DC726<sup>(A)</sup> | GJ30



**MOSAIC DUNE DARK GREIGE**  
**(2.5X2.5 cm)** (PIECE)  
29.5x29.5x0.85 cm DC727<sup>(A)</sup> | GJ30

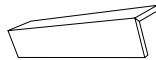


**MOSAIC MIX DUNE**  
**(2.5X2.5 cm)** (PIECE)  
29.5x29.5x0.85 cm DC728<sup>(A)</sup> | GJ26



Dune Dark Greige 30x90 cm ret. R3141R  
Decor Mirage Dune Dark Greige 30x90 cm ret. D9102R  
Mosaic Dune Dark Greige 29.5x29.5 cm DC727

SPECIAL PIECES



**Profile**  
Perfil . Profil  
Profil . Perfil

2x30x1.17 cm ret. | GJ35  
2x59.2x0.85 cm ret. | GJ44  
2x29.5x0.85 cm ret. | GJ35

PACKAGING

Sizes (cm)	Pieces	SQM	Weight	Box	SQM	Weight
Dimensão . Format	Peças . Pièces	M²	Peso . Poids	Caixa . Boîte	M²	Peso . Poids
Maße . Formato	Stück . Pièces		Gewicht . Peso	Karton . Caja		Gewicht . Peso
30x90x1.17 ret.	4	1.080	21.32	40	43.200	872
29.5x59.2x0.85 ret.	8	1.400	19.81	32	44.800	654
30x60x0.85	8	1.460	20.63	32	46.720	680

<sup>(A)</sup> Random Drawing . Desenho Aleatório . Dessin Aléatoire . Wechseldes Design . Diseño Aleatorio





SEE IT IN YOUR  
ROOM!

Wall:  
Touch Light Grey 29.5x59.2 cm ret. R3676R  
Mosaic Touch Light Grey 29.5x29.5 cm DC755

Floor:  
Noble Tortora 22.05x88.8 cm ret. Natural P9117C2  
Noble Tortora 14.5x88.8 cm ret. Natural P9117C3

# TOUCH

## A touch of comfort by the blend of plaster and linen.

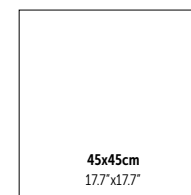
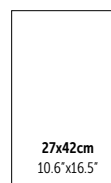

Um toque de conforto obtido através da mistura de gesso e linho.  
Une touche de confort obtenue en mélangeant plâtre et lin.  
Ein Hauch von Komfort durch eine Mischung aus Putz und Leinen.  
Un toque de confort obtenido mediante la mezcla de yeso y lino.



**Wall Tiles**  
Wall



**Floor Tiles**  
Wall & Floor



## COLOURS

Cores . Couleurs . Farben . Colores

White



Light




Beige




Light Beige



Grey



Light Grey







Touch Light Beige 29.5x59.2 cm ret. R3675R




Brick Touch Light 30x60 cm R3677



Touch Light 29.5x59.2 cm ret. R3674R



TOUCH



**LIGHT**  
29.5x59.2 cm ret.  
30x60 cm  
26.7x41.6 cm  
R3674R | GB07  
R3674 | GA14  
R2712 | GA09



**LIGHT BEIGE**  
29.5x59.2 cm ret.  
30x60 cm  
26.7x41.6 cm  
R3675R | GB07  
R3675 | GA14  
R2713 | GA09



**LIGHT GREY**  
29.5x59.2 cm ret.  
30x60 cm  
26.7x41.6 cm  
R3676R | GB07  
R3676 | GA14  
R2714 | GA09




**BRICK LIGHT** m²  
30x60 cm  
26.7x41.6 cm  
R3677 | GA17  
R2715 | GA11




**BRICK LIGHT BEIGE** m²  
30x60 cm  
26.7x41.6 cm  
R3678 | GA17  
R2716 | GA11




**BRICK LIGHT GREY** m²  
30x60 cm  
26.7x41.6 cm  
R3679 | GA17  
R2717 | GA11



**MOSAIC TOUCH LIGHT**  
**(2.5X2.5 cm)** (PIECE)  
29.5x29.5x0.85 cm DC753 | GJ36



**MOSAIC TOUCH LIGHT BEIGE**  
**(2.5X2.5 cm)** (PIECE)  
29.5x29.5x0.85 cm DC754 | GJ36



**MOSAIC TOUCH LIGHT GREY**  
**(2.5X2.5 cm)** (PIECE)  
29.5x29.5x0.85 cm DC755 | GJ36



**WHITE**  
45x45 cm  
C445 | GI09



**BEIGE**  
45x45 cm  
C446 | GI09



**GREY**  
45x45 cm  
C447 | GI09



Wall:  
Touch Light 26.7x41.6 cm R2712  
Brick Touch Light 26.7x41.6 cm R2715  
  
Floor:  
Touch Grey 45x45 cm C447

SPECIAL PIECES		
<b>Stairstep</b> Degrau . Nez-de-Marche Stufe . Peldaño	<b>Skirting</b> Rodapé . Plinthe Sockel . Rodapié	<b>Profile</b> Perfil . Profil Profil . Perfil
45x45x0.85 cm   GJ21	8x45x0.85 cm   GJ03	2x59.2x0.85 cm ret.   GJ44 2x29.5x0.85 cm ret.   GJ35

PACKAGING						
<b>Sizes (cm)</b> Dimensão . Format Maße . Formato	<b>Pieces</b> Peças . Pièces Stück . Piezas	<b>SQM</b> M²	<b>Weight</b> Peso . Poids Gewicht . Peso	<b>Box</b> Caixa . Boite Karton . Caja	<b>SQM</b> M²	<b>Weight</b> Peso . Poids Gewicht . Peso
29.5x59.2x0.85 ret.	8	1.400	19.81	32	44.800	654
30x60x0.85	8	1.460	20.63	32	46.720	680
26.7x41.6x0.77	9	1.000	13.13	78	78.000	1044
45x45x0.85	5	1.010	18.23	36	36.360	671





Wall:  
Home Stone 20x50 cm R617  
Mosaic Home 20x50 cm D2110  
Home Grey 20x50 cm R626

Floor:  
Bosco Grigio 10x60 cm Natural P3028C1

# HOME

## Organic tones that invites to relax.

Tons orgânicos que convidam ao relaxamento.  
Tonalités organiques qui invitent au relax.  
Organische Töne, die zum Entspannen einladen.  
Tonos orgánicos que invitan a relajarse.

 **Wall Tiles**  
Wall

20x50cm  
7.9"x19.7"

## COLOURS

Cores . Couleurs . Farben . Colores








Front Wall:  
Decor Popple Home Taupe 20x50 cm R723

Left / Right Wall:  
Home Bone 20x50 cm R616







Decor Popple Home Capuccino 20x50 cm R724




WALL  
WALL TILES



V1 - UNIFORM  
APPEARANCE



MATTE




1.04cm



**BRANCO**  
20x50 cm R615 | GA09



**CAPUCCINO**  
20x50 cm R620 | GA12



**MOKA**  
20x50 cm R625 | GA13



**DECOR POPPLE BRANCO** m²  
20x50 cm R700 | GA19




**DECOR POPPLE CAPUCCINO** m²  
20x50 cm R724 | GA20



**DECOR POPPLE MOKA** m²  
20x50 cm R726 | GA20



**MOSAIC HOME (2.3X4.8 CM)** (PIECE)  
20x50 cm D2110 | GJ37




**BONE**  
20x50 cm R616 | GA12



**RIVA**  
20x50 cm R623 | GA13



**GREY**  
20x50 cm R626 | GA13



**DECOR POPPLE BONE** m²  
20x50 cm R721 | GA20



**DECOR POPPLE RIVA** m²  
20x50 cm R725 | GA20



**DECOR POPPLE GREY** m²  
20x50 cm R727 | GA20



**STONE**  
20x50 cm R617 | GA12




**TAUPE**  
20x50 cm R619 | GA12



**DECOR POPPLE STONE** m²  
20x50 cm R722 | GA20



**DECOR POPPLE TAUPE** m²  
20x50 cm R723 | GA20

PACKAGING						
						
<b>Sizes (cm)</b> Dimensão . Format Maße . Formato	<b>Pieces</b> Peças . Pièces Stück . Piezas	<b>SQM</b> M²	<b>Weight</b> Peso . Poids Gewicht . Peso	<b>Box</b> Caixa . Boite Karton . Caja	<b>SQM</b> M²	<b>Weight</b> Peso . Poids Gewicht . Peso
20x50x1.04	12	1.200	20.40	48	57.600	999





# TERRA 1.4

## The timeless beauty of terracotta.

A beleza intemporal da terracota.  
La beauté intemporelle de la terre cuite.  
Die zeitlose Schönheit von Terrakotta.  
La belleza atemporal de la terracota.

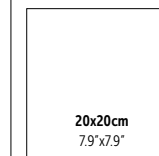


FULL  
BODY

**Extruded Porcelain Tiles**  
Wall & Floor



20x30cm  
7.9"x11.8"



20x20cm  
7.9"x7.9"

## COLOURS

Cores . Couleurs . Farben . Colores

Ocra



Cotto



SEE IT IN YOUR  
ROOM!

Terra 1.4 Cotto 20x20 cm K2008  
Terra 1.4 Cotto 20x30 cm K2302





Terra 1.4 Ocra 20x30 cm K2301





WALL + FLOOR  
EXTRUDED  
PORCELAIN TILES

FULL  
BODY

V4 - STRONG  
VARIATION

ANTI-SLIP  
(MATTE)

1.4cm

R11  
A+B  
CLASS 3

# TERRA 1.4

**OCRA**  
20x20 cm K2007 | GE20

**OCRA**  
20x30 cm K2301 | GE20

**COTTO**  
20x20 cm K2008 | GE22

**COTTO**  
20x30 cm K2302 | GE22

**STEP EXTRA FLUTED**  
20x20 cm | GJ54  
20x30 cm | GJ56

**STEP TREAD WITH ROUNDED BULLNOSE**  
20x20 cm | GJ38  
20x30 cm | GJ45

**GRID**  
15x20 cm | GJ50  
15x30 cm | GJ52

**L SHAPE TRIM**  
20x20 cm | GJ55  
20x30 cm | GJ57

**SKIRTING**  
8x20 cm | GJ08  
8x30 cm | GJ11

PACKAGING						
Sizes (cm) Dimensão . Format Maße . Formato	Pieces Peças . Pièces Stück . Piezas	SQM M²	Weight Peso . Poids Gewicht . Peso	Box Caixa . Boite Karton . Caja	SQM M²	Weight Peso . Poids Gewicht . Peso
20x30x1.4	12	0.720	22.74	48	34.560	1107
20x20x1.4	19	0.760	24.00	56	42.560	1359



Terra 1.4 Cotto 20x30 cm K2302

Terra 1.4 Ocra 20x20 cm K2007  
Grid Terra 1.4 Ocra 15x20 cm






Rústico Apache 33.3x33.3 cm C114


# RÚSTICO


## Original traits of time.


Traços originais do tempo.  
Traits originaux de l'époque.  
Originale Merkmale der Zeit.  
Rasgos originales de la época.


 **Glazed Floor Tiles**  
Wall & Floor

33x33cm  
13"x13"

  
WALL + FLOOR  
GLAZED FLOOR TILES

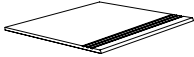

  
V2 - SLIGHT  
VARIATION








  
SHINE

  
0.75cm




**APACHE**  
33.3x33.3 cm  
 C114 | GI02

SPECIAL PIECES	
	
<b>Stairstep</b> Degrau . Nez-de-Marche Stufe . Peldaño	<b>Skirting</b> Rodapé . Plinthe Sockel . Rodapié
33.3x33.3x0.75 cm   GJ17	8x33.3x0.75 cm   GJ02

PACKAGING						
						
<b>Sizes (cm)</b> Dimensão . Format Maße . Formato	<b>Pieces</b> Peças . Pièces Stück . Piezas	<b>SQM</b> M²	<b>Weight</b> Peso . Poids Gewicht . Peso	<b>Box</b> Caixa . Boite Karton . Caja	<b>SQM</b> M²	<b>Weight</b> Peso . Poids Gewicht . Peso
33.3x33.3x0.75	9	1,000	16.40	68	68,000	1135





---

**ARCHITECTURE**





Raw White 14.8x22.5 cm K1501

# RAW

## Materials genuineness.

A genuinidade matéria.  
l'Authenticité de la matière.  
Die natürlichen Materialien.  
La auténtica materia.



FULL  
BODY

Extruded Porcelain Tiles  
Wall

15x23cm  
5.9"x9.1"


## COLOURS

Cores . Couleurs . Farben . Colores


White



Grey



Blue



Carbon







Raw Grey 14,8x22,5 cm K1503



Raw Carbon 14,8x22,5 cm K1505





Raw Blue 14.8x22.5 cm K1504



WALL  
EXTRUDED  
PORCELAIN TILES



FULL  
BODY



V1 - UNIFORM  
APPEARANCE



NATURAL  
(MATTE)



0.8cm

RAW



WHITE  
14.8x22.5 cm



K1501 | GE23



GREY  
14.8x22.5 cm



K1503 | GE23



BLUE  
14.8x22.5 cm



K1504 | GE23



CARBON  
14.8x22.5 cm



K1505 | GE23

From a manual inspiration, the irregular edges and rippled surface are an own characteristic of this collection, contributing to a geniune and unique character of each piece.

De inspiração manual, as arestas irregulares e a superfície ondulada são características próprias desta coleção, contribuindo assim para o carácter genuíno e único de cada peça.

Les bords irréguliers ainsi que la surface ondulée sont des caractéristiques propres à cette série. Cet aspect confère au produit un aspect "fait main", apportant un caractère authentique et unique à chaque pièce.

Von manueller Inspiration, sind die unebenen Kanten und die gewellte Oberfläche typisch für diese Kollektion und tragen so zum echten und einzigartigen Charakter von jeder Fliese.

PACKAGING



Sizes (cm)  
Dimensão . Format  
Maße . Formato



Pieces  
Peças . Pièces  
Stück . Piezas



SQM  
M²



Weight  
Peso . Poids  
Gewicht . Peso



Box  
Caixa . Boite  
Karton . Caja



SQM  
M²



Weight  
Peso . Poids  
Gewicht . Peso

14.8x22.5x0.8	31	1.03	19.21	56	57.68	1090
---------------	----	------	-------	----	-------	------





Decor Form Essence Negro 29.5x88.8 cm ret. Natural 7332

# ESSENCE


## Distinctive and discreet design.

Design distinto e discreto.  
Design distinctif et discret.  
Markantes Und Diskretes Design.  
Diseño distinguido y discreto.




FULL  
BODY

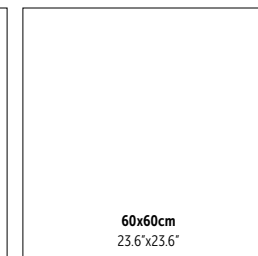
**Extruded Porcelain Tiles**  
Wall & Floor



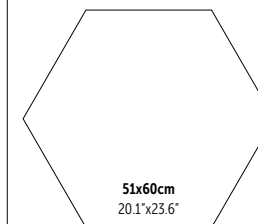
30x90cm  
11.8"x35.4"



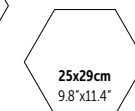
30x60cm  
11.8"x23.6"



60x60cm  
23.6"x23.6"



51x60cm  
20.1"x23.6"



25x29cm  
9.8"x11.4"

## COLOURS

Cores . Couleurs . Farben . Colores

Branco



Cinza Claro



Negro







Essence Cinza Claro 29.5x88.8 cm ret. Natural 7020



Hexa Form Essence Negro 25.1x29 cm ret. Semi-Polished HEX1004



Decor Form Essence Negro 59.2x59.2 cm ret. Natural 7332



ESSENCE

WALL + FLOOR  
EXTRUDED  
PORCELAIN TILES

V1 - UNIFORM  
APPEARANCE

NATURAL  
(MATTE)

1cm

R10  
A+B  
CLASS 1



**BRANCO**  
29.5x88.8 cm ret.  
29.5x59.2 cm ret.

700918010R | GF21  
700912910R | GF16



**MOSAIC HEXA ESSENCE  
BRANCO** (PIECE)  
27.2x27.2x1 cm KM7009 | GJ52



**DECOR FORM BRANCO**   
29.5x88.8 cm ret.  
29.5x59.2 cm ret.

730918010R | GF23  
730912910R | GF18



**MOSAIC HEXA FORM ESSENCE  
BRANCO** (PIECE)  
27.2x27.2x1 cm KM7309 | GJ53



Essence Branco 29.5x59.2 cm ret. 7009



Essence Branco 29.5x88.8 cm ret. 7009





WALL + FLOOR  
EXTRUDED  
PORCELAIN TILES



FULL  
BODY



V1 - UNIFORM  
APPEARANCE



NATURAL  
(MATTE)



SEMI-POLISHED  
(SHINE)



1cm



R10  
A  
CLASS 1



UPEC

NATURAL

NATURAL




**CINZA CLARO**  
29.5x88.8 cm ret.  
29.5x59.2 cm ret.



702018010R | GF21  
702012910R | GF16



**DECOR FORM CINZA CLARO**   
29.5x88.8 cm ret.  
29.5x59.2 cm ret.



732018010R | GF23  
732012910R | GF18




**CINZA CLARO**  
59.2x59.2 cm ret.



70200610R | GF20



**DECOR FORM CINZA CLARO**   
59.2x59.2 cm ret.




73200610R | GF22 72200610SP | GF24




**MOSAIC HEXA ESSENCE**  
**CINZA CLARO** (PIECE)   
27.2x27.2x1 cm KM7020 | GJ52



**HEXA FORM CINZA CLARO**   
51.2x59.2 cm ret.



HEX1001 | GF26



**HEXA FORM CINZA CLARO**   
25.1x29 cm ret. HEX1003 | GF26



**MOSAIC HEXA FORM ESSENCE**  
**CINZA CLARO** (PIECE)   
27.2x27.2x1 cm KM7320 | GJ53



Decor Form Essence Cinza Claro 59.2x59.2 cm ret. Natural 7320





WALL + FLOOR  
EXTRUDED  
PORCELAIN TILES



FULL  
BODY




V1 - UNIFORM  
APPEARANCE



NATURAL  
(MATTE)



SEMI-POLISHED  
(SHINE)



1cm



R10  
A  
CLASS 1



UPEC  
NATURAL



Hexa Form Essence Negro 25.1x29 cm ret. Semi-Polished HEX1004



**NEGRO**  
29.5x88.8 cm ret.  
29.5x59.2 cm ret.  
 703218010R | GF21  
703212910R | GF16



**NEGRO**  
59.2x59.2 cm ret.  70320610R | GF20




**MOSAIC HEXA ESSENCE  
NEGRO** (PIECE)  KM7032 | GJ52




**DECOR FORM NEGRO**   
29.5x88.8 cm ret.  
29.5x59.2 cm ret.  733218010R | GF23  
733212910R | GF18





**DECOR FORM NEGRO**   
59.2x59.2 cm ret.  73320610R | GF22  72320610SP | GF24




**HEXA FORM NEGRO**   
51.2x59.2 cm ret.  HEX1002 | GF26










**HEXA FORM NEGRO**   
25.1x29 cm ret.  HEX1004 | GF26



**MOSAIC HEXA FORM ESSENCE  
NEGRO** (PIECE)  KM7332 | GJ53

PACKAGING

 Sizes (cm) Dimensão . Format Maße . Formato	 Pieces Peças . Pièces Stück . Piezas	 SQM M²	 Weight Peso . Poids Gewicht . Peso	 Box Caixa . Boite Karton . Caja	 SQM M²	 Weight Peso . Poids Gewicht . Peso
29.5x88.8x1 ret.	3	0.780	18.75	28	21.840	540
59.2x59.2x1 ret.	3	1.050	24.00	36	37.800	882
29.5x59.2x1 ret.	6	1.050	22.50	40	42.000	918
HEX 51.2x59.2x1 ret.	3	0.678	15.50	-	-	-
HEX 25.1x29x1 ret.	10	0.546	12.48	-	-	-





Feel Cinza Escuro 14.5x88.8 cm ret. CI 8625CI

# FEEL

## Minimalist beauty in unique environments.

A beleza minimalista em ambientes únicos.  
Beauté minimaliste dans des environnements uniques.  
Minimalistische Schönheit in einzigartigen Ambienten.  
La belleza minimalista en ambientes únicos.



FULL  
BODY

**Extruded Porcelain Tiles**  
Wall & Floor



**Wall Tiles**  
Wall



**15x90cm**  
5.9"x35.4"



**7x14cm**  
2.8"x5.5"

## COLOURS

Cores . Couleurs . Farben . Colores

Pérola



Pérola



Cinza Claro



Cinza Claro



Cinza Escuro



Cinza Escuro



Negro



Negro







Feel Negro 6.7x14 cm Q8632




Feel Negro 14.5x88.8 cm ret. Natural 8632



Wall:  
Feel Cinza Claro 6.7x14 cm Q8620

Floor:  
Feel Cinza Escuro 14.5x88.8 cm ret. Natural 8625



ARCHITECTURE





Feel Cinza Claro 14.5x88.8 cm ret. Natural 8620



Wall:  
Feel Pérola 6.7x14 cm Q8614

Floor:  
Feel Pérola 14.5x88.8 cm ret. Natural 8614

WALL + FLOOR  
EXTRUDED  
PORCELAIN TILES

FULL  
BODY

V1 - UNIFORM  
APPEARANCE

1cm

R9  
CLASS 1

NATURAL

R10  
A+B  
CLASS 2

CI

PTV ≥ 36

CI



**PÉROLA**  
14.5x88.8 cm ret.      NATURAL      CI  
8614 | GF12      8614CI | GF14



**CINZA ESCURO**  
14.5x88.8 cm ret.      NATURAL      CI  
8625 | GF12      8625CI | GF14



**CINZA CLARO**  
14.5x88.8 cm ret.      NATURAL      CI  
8620 | GF12      8620CI | GF14




**NEGRO**  
14.5x88.8 cm ret.      NATURAL      CI  
8632 | GF12      8632CI | GF14

WALL  
WALL TILES

V2 - SLIGHT  
VARIATION

SHINE

0.9cm




**PÉROLA**  
6.7x14 cm      Q8614 | GG04



**CINZA ESCURO**  
6.7x14 cm      Q8625 | GG04



**CINZA CLARO**  
6.7x14 cm      Q8620 | GG04



**NEGRO**  
6.7x14 cm      Q8632 | GG04

PACKAGING						
<b>Sizes (cm)</b> Dimensão . Format Maße . Formato	<b>Pieces</b> Peças . Pièces Stück . Piezas	<b>SQM</b> M²	<b>Weight</b> Peso . Poids Gewicht . Peso	<b>Box</b> Caixa . Boite Karton . Caja	<b>SQM</b> M²	<b>Weight</b> Peso . Poids Gewicht . Peso
14.5x88.8x1 ret.	7	0.900	20.07	45	40.500	923
6.7x14x0.9	25	0.230	3.45	276	63.480	972





SEE IT IN YOUR  
ROOM!

X-Treme Grey 59.2x59.2 cm ret. K6002R

# X-TREME

## Elevated multi-purpose and durability.


Elevada polivalência e durabilidade.  
Polyvalence et durabilité.  
Hohe Vielseitigkeit und Langlebigkeit.  
Elevada polivalência e durabilidade.



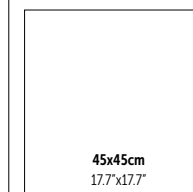
FULL  
BODY

### Extruded Porcelain Tiles

Wall & Floor



60x60cm  
23.6"x23.6"



45x45cm  
17.7"x17.7"

## COLOURS

Cores . Couleurs . Farben . Colores

Ivory



Grey




Carbon







X-Treme Ivory 59.2x59.2 cm ret. K6001R



X-Treme Carbon 59.2x59.2 cm ret. K6003R





X-Treme Grey 59.2x59.2 cm ret. K6002R

WALL + FLOOR  
EXTRUDED  
PORCELAIN TILES

FULL  
BODY


V2 - SLIGHT  
VARIATION

NATURAL  
(MATTE)

0.8cm




**IVORY**  
59.2x59.2 cm ret.  
44.3x44.3 cm ret.  
K6001R | GF10  
K4016R | GF05



**MOSAIC X-TREME IVORY**  
**(4.7X4.7 CM)** (PIECE)  
29.5x29.5x0.8 cm KM4002 | GJ31



**GREY**  
59.2x59.2 cm ret.  
44.3x44.3 cm ret.  
K6002R | GF10  
K4017R | GF05



**MOSAIC X-TREME GREY**  
**(4.7X4.7 CM)** (PIECE)  
29.5x29.5x0.8 cm KM4003 | GJ31



**CARBON**  
59.2x59.2 cm ret.  
44.3x44.3 cm ret.  
K6003R | GF10  
K4018R | GF05



**MOSAIC X-TREME CARBON**  
**(4.7X4.7 CM)** (PIECE)  
29.5x29.5x0.8 cm KM4004 | GJ31

PACKAGING						
Sizes (cm)	Pieces	SQM	Weight	Box	SQM	Weight
Dimensão - Format	Peças - Pièces	M²	Peso - Poids	Caixa - Boîte	M²	Peso - Poids
Maße - Formato	Stück - Piezas		Gewicht - Peso	Karton - Caja		Gewicht - Peso
59.2x59.2x0.8 ret.	4	1.400	26.60	36	50.400	920
44.3x44.3x0.8 ret.	6	1.178	22.38	30	35.340	686



▶ ◀ 4,5 mm thickness

Skintech ▼  
4,5 mm ▲

## *IDEAL FOR RENOVATIONS WITHOUT DEMOLITIONS.*

Ideal para renovações sem demolições.  
Idéal pour des rénovations sans démolition.  
Ideal für Renovierungen ohne Abriss.  
Ideal para renovaciones sin demoliciones.



- Easy and direct application on renovation surfaces.
- Aplicação fácil e direta sobre o acabamento a renovar.
- Application simple et directe sur les supports à rénover.
- Einfache und direkte Verlegung auf die zu renovierende Oberfläche.
- Aplicación fácil y directa sobre el acabado a renovar.



- Reduced labour costs and duration of work.
- Redução de custo de mão-de-obra e de tempo de obra.
- Réduction du coût de la main d'oeuvre et du temps des travaux.
- Reduzierung der Arbeitskosten und der Bauzeit.
- Reducción del coste de mano de obra y tiempo de mano de obra.



- No demolition waste and removal costs.
- Sem desperdícios de demolição e custos de remoção.
- Pas de déchets de démolition ni de frais d'enlèvement.
- Keine Abbruchabfälle und Entsorgungskosten.
- Sin residuos de demolición y costes de remoción.



- Reduced transport costs.
- Menor custo de transporte.
- Coût de transport plus faible.
- Niedrigere Transportkosten.
- Menor costo de transporte.



- Lower environmental footprint.
- Menor pegada ambiental.
- Plus faible empreinte écologique.
- Geringere Umweltbelastung.
- Menor huella ambiental.





Citizen Grey 29.5x88.8 cm ret. K9008R  
Mosaic Citizen Grey 29.5x29.5 cm KM9008

# CITIZEN

## Urban spirit for modern and cosmopolitan spaces.



Espírito urbano para espaços modernos e cosmopolitas.  
Esprit urbain pour des espaces modernes et cosmopolites.  
Urbaner Geist für moderne und weltoffene Räume.  
Espíritu urbano para espacios modernos y cosmopolitas.



FULL  
BODY

### Extruded Porcelain Tiles

Wall



Skintech ▼  
4,5 mm ▲

**Only 4,5 mm thickness. Ideal for renovations without demolitions.**  
Apenas 4,5mm de espessura. Ideal para renovações sem demolições.  
Seulement 4,5 mm épaisseur. Idéal pour des rénovations sans démolition.  
Nur 4,5 mm Stärke. Ideal für Renovierungen ohne Abriss.  
Solo 4,5 mm de grosor. Ideal para renovaciones.

## COLOURS

Cores . Couleurs . Farben . Colores

Ivory



Grey



Carbon







Citizen Grey 29.5x88.8 cm ret. K9008R  
Mosaic Citizen Grey 29.5x29.5 cm KM9008  
Mosaic Citizen Carbon 29.5x29.5 cm KM9009



Skintech ▼  
4,5 mm ▲

ARCHITECTURE

Citizen Carbon 29.5x88.8 cm ret. K9009R





Citizen Ivory 29.5x88.8 cm ret. K9007R

WALL  
EXTRUDED  
PORCELAIN TILES

FULL  
BODY

V2 - SLIGHT  
VARIATION

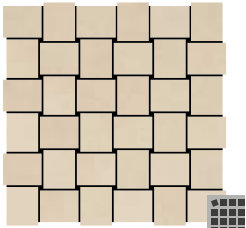
NATURAL  
(MATTE)

0.45cm



IVORY  
29.5x88.8 cm ret.  
29.5x59.2 cm ret.

K9007R | GF11  
K5007R | GF08




MOSAIC CITIZEN IVORY  
(4.5X5 cm) (PIECE)  
29.5x29.5x0.45 cm KM9007 | GJ34

KM9007 | GJ34



GREY  
29.5x88.8 cm ret.  
29.5x59.2 cm ret.

K9008R | GF11  
K5008R | GF08




MOSAIC CITIZEN GREY  
(4.5X5 cm) (PIECE)  
29.5x29.5x0.45 cm KM9008 | GJ34

KM9008 | GJ34



CARBON  
29.5x88.8 cm ret.  
29.5x59.2 cm ret.

K9009R | GF11  
K5009R | GF08



MOSAIC CITIZEN CARBON  
(4.5X5 cm) (PIECE)  
29.5x29.5x0.45 cm KM9009 | GJ34

KM9009 | GJ34

PACKAGING

Sizes (cm)	Pieces	SQM	Weight	Box	SQM	Weight
Dimensão . Format	Peças . Pièces	M²	Peso . Poids	Caixa . Boîte	M²	Peso . Poids
Maße . Formato	Stück . Piezas		Gewicht . Peso	Karton . Caja		Gewicht . Peso
29.5x88.8x0.45 ret.	8	2.090	21.80	25	52.250	560
29.5x59.2x0.45 ret.	14	2.440	22.63	40	97.600	960





*Wall:*  
Mosaic Softline Carbon 29.5x29.5 cm KM9006  
Minimal Carbon 29.5x59.2 cm ret. P3058R  
Softline Carbon 29.5x88.8 cm ret. K9006R

*Floor:*  
Bosco Nebbia 22.05x88.8 cm ret. Natural P9084C2  
Bosco Nebbia 14.5x88.8 cm ret. Natural P9084C3

# SOFTLINE

**A subtle touch of elegance, charm and sophistication.**


Um toque subtil de elegância, charme e sofisticação.  
Une touche subtile d'élégance, de charme et de sophistication.  
Ein subtiler Hauch von Eleganz, Charme und Raffinesse.  
Un sutil toque de elegancia, encanto y sofisticación.



FULL  
BODY

**Extruded Porcelain Tiles**

Wall



Skintech  
4,5 mm

**Only 4,5 mm thickness. Ideal for renovations without demolitions.**  
Apenas 4,5mm de espessura. Ideal para renovações sem demolições.  
Seulement 4,5 mm épaisseur. Idéal pour des rénovations sans démolition.  
Nur 4,5 mm Stärke. Ideal für Renovierungen ohne Abriss.  
Solo 4,5 mm de grosor. Ideal para renovaciones.

## COLOURS

Cores . Couleurs . Farben . Colores


*Ivory*



*Grey*



*Carbon*





Reception

Wall:  
Softline Grey 29.5x88.8 cm ret. K9005R  
Minimal Grey 29.5x88.8 cm ret. P8056R  
Softline Ivory 29.5x88.8 cm ret. K9004R

Floor:  
Urban Stone Anthracite 44.3x88.8 cm ret. Natural P9113R





Mosaic Softline Ivory 29.5x29.5 cm KM1004  
Softline Ivory 29.5x88.8 cm ret. K9004R



FULL BODY



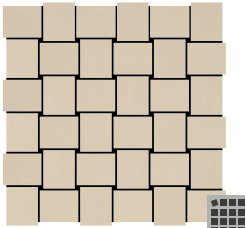
0.45cm

SOFTLINE  
skintech  
4,5 mm




IVORY  
29.5x88.8 cm ret.  
29.5x59.2 cm ret.

K9004R | GF11  
K5004R | GF08



MOSAIC SOFTLINE IVORY  
(4.5X5 cm) (PIECE)  
29.5x29.5x0.45 cm KM9004 | GJ34




MOSAIC SOFTLINE IVORY  
(9.7X9.7 cm) (PIECE)  
29.5x29.5x0.45 cm KM1004 | GJ22




GREY  
29.5x88.8 cm ret.  
29.5x59.2 cm ret.

K9005R | GF11  
K5005R | GF08



MOSAIC SOFTLINE GREY  
(4.5X5 cm) (PIECE)  
29.5x29.5x0.45 cm KM9005 | GJ34




MOSAIC SOFTLINE GREY  
(9.7X9.7 cm) (PIECE)  
29.5x29.5x0.45 cm KM1005 | GJ22




CARBON  
29.5x88.8 cm ret.  
29.5x59.2 cm ret.

K9006R | GF11  
K5006R | GF08



MOSAIC SOFTLINE CARBON  
(4.5X5 cm) (PIECE)  
29.5x29.5x0.45 cm KM9006 | GJ34



MOSAIC SOFTLINE CARBON  
(9.7X9.7 cm) (PIECE)  
29.5x29.5x0.45 cm KM1006 | GJ22

PACKAGING



Sizes (cm)  
Dimensão . Format  
Maße . Formato



Pieces  
Peças . Pièces  
Stück . Piezas



SQM  
M²



Weight  
Peso . Poids  
Gewicht . Peso



Box  
Caixa . Boite  
Karton . Caja



SQM  
M²



Weight  
Peso . Poids  
Gewicht . Peso

29.5x88.8x0.45 ret.	8	2.090	21.80	25	52.250	560
29.5x59.2x0.45 ret.	14	2.440	22.63	40	97.600	960





Sandstone Ivory 29.5x88.8 cm ret. K9001R  
Mosaic Sandstone Ivory 29.5x29.5 cm KM9001

# SANDSTONE

## The serenity of sandstone as inspiration for elegant spaces.


A serenidade dos arenitos como inspiração para espaços elegantes.  
La sérénité des grès comme source d'inspiration pour des espaces élégants.  
Die Gelassenheit der Sandsteine als Inspiration für elegante Räume.  
La serenidad de las areniscas como inspiración para espacios elegantes.



FULL  
BODY

Extruded Porcelain Tiles

Wall



Skintech  
4,5 mm

**Only 4,5 mm thickness. Ideal for renovations without demolitions.**  
Apenas 4,5mm de espessura. Ideal para renovações sem demolições.  
Seulement 4,5 mm épaisseur. Idéal pour des rénovations sans démolition.  
Nur 4,5 mm Stärke. Ideal für Renovierungen ohne Abriss.  
Solo 4,5 mm de grosor. Ideal para renovaciones.

## COLOURS

Cores . Couleurs . Farben . Colores

Ivory



Grey



Carbon





Skintech ▼  
4,5 mm ▲



ARCHITECTURE



Sandstone Carbon 29.5x88.8 cm ret. K9003R



SANDSTONE

Skintech  
4,5 mm



Wall:  
Sandstone Grey 29.5x59.2 cm ret. K5002R  
Mosaic Sandstone Grey 29.5x29.5 cm KM9002

Floor:  
Bosco Castagno 22.05x88.8 cm ret. Natural P9082C2  
Bosco Castagno 14.5x88.8 cm ret. Natural P9082C3




FULL  
BODY



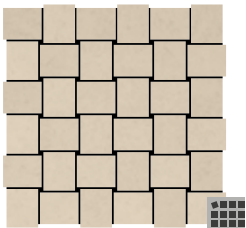
SANDSTONE

Skintech  
4,5 mm



IVORY  
29.5x88.8 cm ret.  
29.5x59.2 cm ret.

K9001R | GF11  
K5001R | GF08




MOSAIC SANDSTONE IVORY  
(4.5X5 cm) (PIECE)  
29.5x29.5x0.45 cm KM9001 | GJ34




GREY  
29.5x88.8 cm ret.  
29.5x59.2 cm ret.

K9002R | GF11  
K5002R | GF08




MOSAIC SANDSTONE GREY  
(4.5X5 cm) (PIECE)  
29.5x29.5x0.45 cm KM9002 | GJ34



CARBON  
29.5x88.8 cm ret.  
29.5x59.2 cm ret.

K9003R | GF11  
K5003R | GF08



MOSAIC SANDSTONE CARBON  
(4.5X5 cm) (PIECE)  
29.5x29.5x0.45 cm KM9003 | GJ34

PACKAGING

Sizes (cm) Dimensão . Format Maße . Formato	Pieces Peças . Pièces Stück . Piezas	SQM M²	Weight Peso . Poids Gewicht . Peso	Box Caixa . Boite Karton . Caja	SQM M²	Weight Peso . Poids Gewicht . Peso
29.5x88.8x0.45 ret.	8	2.090	21.80	25	52.250	560
29.5x59.2x0.45 ret.	14	2.440	22.63	40	97.600	960





Minimal Grey 29.5x59.2 cm ret. P3056R

# MINIMAL

## High performance with a minimalist and clean look.


Elevada performance aliada a um visual suave e minimalista.  
Performances élevées alliées à un visuel suzve et minimaliste.  
Hohe Leistung mit einem minimalistischen und sauberen look.  
Elevadas prestaciones en un visual suave y minimalista.



FULL  
BODY

### Extruded Porcelain Tiles

Wall



Skintech  
4,5 mm

**Only 4,5 mm thickness. Ideal for renovations without demolitions.**  
Apenas 4,5mm de espessura. Ideal para renovações sem demolições.  
Seulement 4,5 mm épaisseur. Idéal pour des rénovations sans démolition.  
Nur 4,5 mm Stärke. Ideal für Renovierungen ohne Abriss.  
Solo 4,5 mm de grosor. Ideal para renovaciones.

## COLOURS

Cores . Couleurs . Farben . Colores

Ivory



Grey



Carbon







Minimal Carbon 29.5x59.2 cm ret. P3058R





Minimal Ivory 29.5x88.8 cm ret. P8055R  
Mosaic Mix Minimal 29.5x29.5 cm DC969

WALL  
EXTRUDED  
PORCELAIN TILES

FULL  
BODY

V1 - UNIFORM  
APPEARANCE

NATURAL  
(MATTE)

0.45cm

MINIMAL

Skintech

4,5 mm

**IVORY**  
29.5x88.8 cm ret.  
29.5x59.2 cm ret.

**MOSAIC MINIMAL IVORY**  
**(9.7X9.7 CM)** (PIECE)  
29.5x29.5x0.45 cm DC960 | GJ22

**MOSAIC MINIMAL IVORY**  
**(4.7X4.7 CM)** (PIECE)  
29.5x29.5x0.45 cm DC955 | GJ29

**MOSAIC MIX MINIMAL**  
**(2.5X2.5 CM)** (PIECE)  
29.5x29.5x0.45 cm DC969<sup>(A)</sup> | GJ38

**GREY**  
29.5x88.8 cm ret.  
29.5x59.2 cm ret.

**MOSAIC MINIMAL GREY**  
**(9.7X9.7 CM)** (PIECE)  
29.5x29.5x0.45 cm DC961 | GJ22

**MOSAIC MINIMAL GREY**  
**(4.7X4.7 CM)** (PIECE)  
29.5x29.5x0.45 cm DC956 | GJ29

**CARBON**  
29.5x88.8 cm ret.  
29.5x59.2 cm ret.

**MOSAIC MINIMAL CARBON**  
**(9.7X9.7 CM)** (PIECE)  
29.5x29.5x0.45 cm DC963 | GJ22

**MOSAIC MINIMAL CARBON**  
**(4.7X4.7 CM)** (PIECE)  
29.5x29.5x0.45 cm DC958 | GJ29

PACKAGING						
SIZES (cm) Dimensão - Format Maße - Formato	PIECES Peças - Pièces Stück - Piezas	SQM M²	WEIGHT Peso - Poids Gewicht - Peso	BOX Caixa - Boîte Karton - Caja	SQM M²	WEIGHT Peso - Poids Gewicht - Peso
29.5x88.8x0.45 ret.	8	2.090	21.80	25	52.250	560
29.5x59.2x0.45 ret.	14	2.440	22.63	40	97.600	960

<sup>(A)</sup> Random Drawing - Desenho Aleatório - Dessin Aléatoire - Wechselndes Design - Diseño Aleatorio





Jazz Branco 30x90 cm ret. Matte R921R

# BRANCOS

## Simplicity as a symbol of class and elegance.

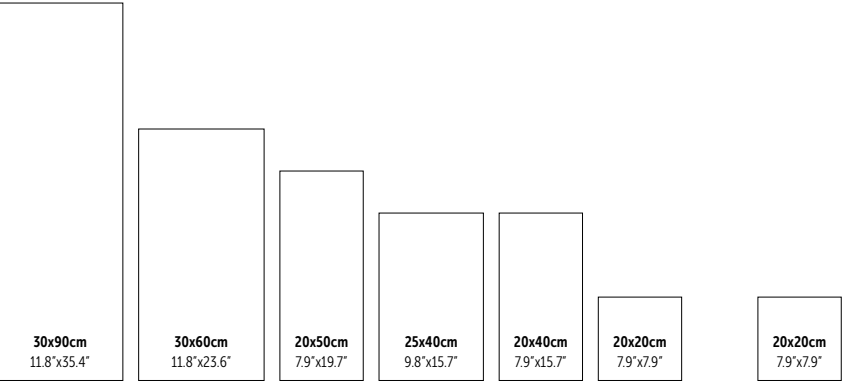
A simplicidade como símbolo de classe e elegância.  
La simplicité comme symbole de classe et d'élégance.  
Einfachheit als Symbol der Klasse und Eleganz.  
Sencillez como un símbolo de clase y elegancia.



**Wall Tiles**  
Wall




**Glazed Floor Tiles**  
Wall & Floor



## COLOURS

Cores . Couleurs . Farben . Colores

Branco





BRANCOS







PACKAGING

Sizes (cm) Dimensão . Format Maße . Formato	Pieces Peças . Pièces Stück . Piezas	SQM M²	Weight Peso . Poids Gewicht . Peso	Box Caixa . Boite Karton . Caja	SQM M²	Weight Peso . Poids Gewicht . Peso
30x90x1.17 ret.	4	1.080	21.32	40	43.200	872
29.5x59.2x0.85 ret.	8	1.400	19.81	32	44.800	654
30x60x0.85	8	1.460	20.63	32	46.720	680
20x50x1.04	12	1.200	20.40	48	57.600	999

PACKAGING

Sizes (cm) Dimensão . Format Maße . Formato	Pieces Peças . Pièces Stück . Piezas	SQM M²	Weight Peso . Poids Gewicht . Peso	Box Caixa . Boite Karton . Caja	SQM M²	Weight Peso . Poids Gewicht . Peso
25x40x0.85	15	1.500	21.3	48	72.000	1042
20x40x0.77	15	1.200	15.70	64	76.800	1018
20x20x0.65	25	1.000	10.60	96	96.000	1038
20x20x0.85	20	0.800	14.44	72	57.600	1060

WALL  
WALL TILES

V1 - UNIFORM  
APPEARANCE

SHINE

MATTE

1.17cm

30x90

1.04cm

20x50

0.85cm

29.5x59.2  
30x60  
25x40

0.77cm

20x40

0.65cm

20x20

WALL + FLOOR  
GLAZED FLOOR TILES

V2 - SLIGHT  
VARIATION

MATTE

0.85cm

UPEC

BRANCO

30x90 cm ret.

R910R | GB13

R911R | GB13

BRANCO

29.5x59.2 cm ret.  
30x60 cm

R826R | GB02

R827R | GB02

R826 | GA09

R827 | GA09

BRANCO

20x50 cm

R614 | GA09

R615 | GA09

BRANCO

20x40 cm

R2423 | GA03

R2424 | GA03

BRANCO

20x20 cm

G01 | GA01

MG01 | GA01

BRANCO

25x40 cm

R4041 | GA04

R4042 | GA04

BRANCO

20x20 cm

PH21 | GI08

JAZZ BRANCO

m²

30x90 cm ret.

R920R | GB16

R921R | GB16

JAZZ BRANCO

m²

29.5x59.2 cm ret.  
30x60 cm

R873R | GB08

R874R | GB08

R873 | GA16

R874 | GA16

STUCCO BRANCO

m²

29.5x59.2 cm ret.  
30x60 cm

R3799R | GB08

R3799 | GA16

DECOR POPPLE BRANCO

m²

20x50 cm

R701 | GA19

R700 | GA19

RUSTIC BRANCO

m²

20x50 cm

R636 | GA11

ONDULADO BRANCO

m²

20x20 cm

4420 | GA05

PERFIL INOX (PIECE)

1x260x1 cm polido

1x260x1 cm escovado

F1509 | GJ51

F1510 | GJ51

SPECIAL PIECES

Skirting

Rodapé . Plinthe

Sockel . Rodapié

8x20x0.85 cm | GJ01

Profile

Perfil . Profil

Profil . Perfil

2x30x1.17 cm ret. | GJ35

2x59.2x0.85 cm ret. | GJ44

2x29.5x0.85 cm ret. | GJ35

BRANCOS

ARCHITECTURE

ARCHITECTURE | 401






---

**ARTISAN**  
HAND PAINTING TILES



# HAND PAINTING SINCE 1905



*The Artisan selection is a tribute to Portuguese tile art through the reinterpretation and reproduction of patterns that make us travel through the history of this noble art.*

A Seleção **Artisan** é um tributo à arte azulejar portuguesa através da reinterpretação e reprodução de padrões que nos fazem viajar pela história desta nobre arte.

Die Produktlinie **Artisan** ist eine Hommage an die portugiesische Fliesenmalerei in Form der Reproduktion und Neuinterpretation bekannter Muster, die uns durch die Geschichte dieser feinen Kunst reisen lassen.

La sélection **Artisan** est un hommage à l'art des azulejos portugais, grâce à la réinterprétation et à la reproduction de motifs qui nous font voyager à travers l'histoire de ce noble métier.

La selección **Artisan** es un tributo al arte del azulejo portugués a través de la reinterpetación y reproducción de patrones que nos hacen viajar por la historia de este noble arte.







**COMPOSITION:**  
50% - Signature Turquoise  
50% - White

**Wall:**  
Signature Turquoise 14x14 cm PN012  
White 14x14 cm PM038

**Floor:**  
Avenue Grey 59.2x59.2 ret. P6066R

# SIGNATURE

## Modern and extraordinary spaces.

Espaços modernos e singulares.  
Des espaces modernes et uniques.  
Moderne und einzigartige Räume.  
Espacios modernos y únicos.




**Wall Tiles**  
Wall

**14x14cm**  
5.5"x5.5"

## COLOURS

Cores . Couleurs . Farben . Colores

*Turquoise (Patchwork)*








**COMPOSITON:**  
50% - Signature Turquoise 14x14 cm PN012  
50% - White 14x14 cm PM038

Signature Turquoise 14x14 cm PN012  
White 14x14 cm PM038





COMPOSITON:  
50% - Signature Turquoise  
50% - White

Wall:  
Signature Turquoise 14x14 cm PN012  
White 14x14 cm PM038


Floor:  
Avenue Grey 59.2x59.2 ret. P6066R

BASE TILE



WHITE  
14x14 cm PM038 | GH04

SIGNATURE (20 PIECES)



SIGNATURE TURQUOISE  
14x14 cm (20 un)

PN012 | GJ60

In the images presented, an equal mix of base tiles and patterned pieces was contemplated.  
Nas imagens apresentadas, foi conjugado um mix de igual proporção entre peças base e peças padrão.  
Dans les images présentées, un mélange de proportions égales entre les pièces de base et les pièces standard a été combiné.  
In den dargestellten Bildern wurde eine Mischung aus gleichen Anteilen zwischen Grundfliesen und Dekorfliesen kombiniert.  
En las imágenes presentadas, se combinó una mezcla de la misma proporción entre las piezas base y las piezas estándar.

PACKAGING						
<b>Sizes (cm)</b> Dimensão . Format Maße . Formato	<b>Pieces</b> Peças . Pièces Stück . Piezas	<b>SQM</b> M²	<b>Weight</b> Peso . Poids Gewicht . Peso	<b>Box</b> Caixa . Boite Karton . Caja	<b>SQM</b> M²	<b>Weight</b> Peso . Poids Gewicht . Peso
14x14x0.9	10	0.193	2.88	-	-	-





Wall:  
Black Code Patchwork 14x14 cm PF035

Floor:  
Avenue Grey 59.2x59.2 ret. P6066R

# BLACK CODE

A union of design and art in the creation of stylish spaces.

A união do design e da arte na criação de espaços com estilo.  
L'alliance du design et de l'art pour créer des espaces ayant du style.  
Die Vereinigung von Design und Kunst bei der Schaffung von Räumen mit Stil.  
La unión del diseño y el arte en la creación de espacios con estilo.




Wall Tiles  
Wall

14x14cm  
5.5"x5.5"


## COLOURS

Cores . Couleurs . Farben . Colores

Lattice




Sprinkle




Trellis



Dots



Wave







Black Code Lattice 14x14 cm PF030  
Avenue Sand 29.5x59.2 ret. P3045R



Black Code Sprinkle 14x14 cm PF031  
White 14x14 cm PM038



Black Code Wave 14x14 cm PF034  
White 14x14 cm PM038





Black Code Dots 14x14 cm PF033  
White 14x14 cm PM038

WALL  
WALL TILES

HAND PAINTING

MATTE

0,9cm  
14x14

BASE TILE



WHITE  
14x14 cm PM038 | GH04

BLACK CODE



LATTICE  
14x14 cm PF030 | GJ04



SPRINKLE  
14x14 cm PF031 | GJ04



TRELLIS  
14x14 cm PF032 | GJ04



DOTS  
14x14 cm PF033 | GJ04



WAVE  
14x14 cm PF034 | GJ04

BLACK CODE - PATCHWORK (10 PIECES)



PATCHWORK  
14x14 cm (10 un)

PF035 | GJ46

PACKAGING						
Sizes (cm) Dimensão . Format Maße . Formato	Pieces Peças . Pièces Stück . Piezas	SQM M²	Weight Peso . Poids Gewicht . Peso	Box Caixa . Boite Karton . Caja	SQM M²	Weight Peso . Poids Gewicht . Peso
14x14x0,9	10	0,193	2,88	-	-	-





Color Art 14x14 cm

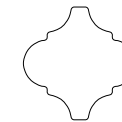
# COLOR ART

## Coolness and originality for distinctive and lively spaces

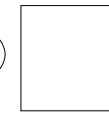
Frescura e originalidade para espaços distintos e cheios de vida.  
Fraîcheur et originalité pour des espaces différenciants et vivants.  
Frische und Originalität für unverwechselbare und lebendige Räume.  
Frescura y originalidad para espacios distintos llenos de vida.



**Wall Tiles**  
Wall



15x15cm  
5.9"x5.9"



14x14cm  
5.5"x5.5"

## COLOURS

Cores . Couleurs . Farben . Colores

White



Yellow



Blue



Green







Color Art White Arabesque 15x15 cm PM037  
Color Art Green Stripes Arabesque 15x15 cm PF009




Color Art Green 14x14 cm PF012  
Color Art Plain Green 14x14 cm PF022  
Color Art White 14x14 cm PM038



Color Art Blue 14x14 cm PF013  
Color Art Plain Blue 14x14 cm PF021  
Color Art White 14x14 cm PM038



COLOR ART



WHITE  
(PIECE)  
14x14 cm PM038 | GH04



WHITE STRIPES  
(PIECE)  
14x14 cm PF014 | GJ06



WHITE ARABESQUE  
(PIECE)  
15x15 cm PM037 | GG14



WHITE STRIPES ARABESQUE  
(PIECE)  
15x15 cm PF007 | GJ06



PLAIN YELLOW  
(PIECE)  
14x14 cm PF023 | GJ06



YELLOW  
(PIECE)  
14x14 cm PF011 | GJ06



YELLOW STRIPES  
(PIECE)  
14x14 cm PF015 | GJ09



PLAIN YELLOW ARABESQUE  
(PIECE)  
15x15 cm PF020 | GJ06



YELLOW ARABESQUE  
(PIECE)  
15x15 cm PF004 | GJ06



YELLOW STRIPES ARABESQUE  
(PIECE)  
15x15 cm PF008 | GJ09



PLAIN BLUE  
(PIECE)  
14x14 cm PF021 | GJ06



BLUE  
(PIECE)  
14x14 cm PF013 | GJ06



BLUE STRIPES  
(PIECE)  
14x14 cm PF017 | GJ09



PLAIN BLUE ARABESQUE  
(PIECE)  
15x15 cm PF018 | GJ06



BLUE ARABESQUE  
(PIECE)  
15x15 cm PF006 | GJ06



BLUE STRIPES ARABESQUE  
(PIECE)  
15x15 cm PF010 | GJ09



PLAIN GREEN  
(PIECE)  
14x14 cm PF022 | GJ06



GREEN  
(PIECE)  
14x14 cm PF012 | GJ06



GREEN STRIPES  
(PIECE)  
14x14 cm PF016 | GJ09



PLAIN GREEN ARABESQUE  
(PIECE)  
15x15 cm PF019 | GJ06



GREEN ARABESQUE  
(PIECE)  
15x15 cm PF005 | GJ06



GREEN STRIPES ARABESQUE  
(PIECE)  
15x15 cm PF009 | GJ09

PACKAGING



Sizes (cm)  
Dimensão - Format  
Maße - Formato



Pieces  
Peças - Pièces  
Stück - Piezas



SQM  
M²



Weight  
Peso - Poids  
Gewicht - Peso



Box  
Caixa - Bolte  
Karton - Caja



SQM  
M²



Weight  
Peso - Poids  
Gewicht - Peso

15x15x1 (Arabesque)	14	0.180	3.32	138	24.840	473
14x14x0.9	10	0.193	2.88	-	-	-



Color Art Yellow 14x14 cm PF011  
Color Art White 14x14 cm PM038





Tangram Pyramid M14 14x14 cm PM014

# TANGRAM

## Creative combinations for spaces full of personality.

Combinações criativas para espaços cheios de personalidade.  
Des combinaisons créatives pour des espaces pleins de personnalité.  
Kreative Kombinationen für Räume voller Persönlichkeit.  
Combinaciones creativas para espacios llenos de personalidad.



Wall Tiles


Wall

14x14cm  
5.5"x5.5"


## COLOURS

Cores . Couleurs . Farben . Colores

White



Blue




Black





TANGRAM



PLAIN M1  
14x14 cm PM001 | GH02



PLAIN M2  
14x14 cm PM002 | GH08



PLAIN M3  
14x14 cm PM003 | GH08



CORNERS M4  
14x14 cm PM004 | GH08



CORNERS M5  
14x14 cm PM005 | GH08



ARROWS M6  
14x14 cm PM006 | GH08



ARROWS M7  
14x14 cm PM007 | GH08



ARROWS M8  
14x14 cm PM008 | GH09



ARROWS M9  
14x14 cm PM009 | GH09



PYRAMID M14  
14x14 cm PM014 | GH08



PYRAMID M13  
14x14 cm PM013 | GH08



PYRAMID M11  
14x14 cm PM011 | GH09



PYRAMID M10  
14x14 cm PM010 | GH09



PYRAMID M12  
14x14 cm PM012 | GH09



TRIANGLE M17  
14x14 cm PM017 | GH08



TRIANGLE M18  
14x14 cm PM018 | GH08



TRIANGLE M16  
14x14 cm PM016 | GH08



TRIANGLE M15  
14x14 cm PM015 | GH08



PEAKS M20  
14x14 cm PM020 | GH08



PEAKS M19  
14x14 cm PM019 | GH08




PEAKS M21  
14x14 cm PM021 | GH09



WINDMILL M22  
14x14 cm PM022 | GH09



WINDMILL M23  
14x14 cm PM023 | GH09




Tangram Corners M4 14x14 cm PM004





Tangram Patchwork 14x14 cm PN001



PATCHWORK  
14x14 cm (20 un)

PN001 | G.J59

PACKAGING

Sizes (cm) Dimensão . Format Maße . Formato	Pieces Peças . Pièces Stück . Piezas	SQM M²	Weight Peso . Poids Gewicht . Peso	Box Caixa . Boite Karton . Caja	SQM M²	Weight Peso . Poids Gewicht . Peso
14x14x0.9	10	0.193	2.88	-	-	-





# MOORISH

## Fascinating atmospheres of arabic inspiration.

Atmosferas fascinantes de inspiração árabe.  
Des atmosphères fascinantes d'inspiration arabe.  
Faszinierende Atmosphären arabischer Inspiration.  
Fascinantes atmósferas de inspiración árabe.



**Wall Tiles**  
Wall

14x14cm  
5.5"x5.5"


## COLOURS

Cores . Couleurs . Farben . Colores

Agadir




Casablanca




Marrakesh



Meknes



Rabat



Moorish Casablanca 14x14 cm PM028



MOORISH



AGADIR  
14x14 cm    PM027 | GH09



CASABLANCA  
14x14 cm    PM028 | GH11





MARRAKESH  
14x14 cm    PM029 | GH11



MEKNES  
14x14 cm    PM030 | GH10



RABAT  
14x14 cm    PM031 | GH10




14x14 cm    PF001 | GJ24



14x14 cm    PF002 | GJ24




6.7x14 cm    JF012 | GJ12



6.7x14 cm    JF005 | GJ03



6.7x14 cm    JF011 | GJ12



6.7x14 cm    JF006 | GJ03



6.7x14 cm    JF013 | GJ12










6.7x14 cm    JF007 | GJ03



6.7x14 cm    JF010 | GJ12



6.7x14 cm    JF008 | GJ03

PACKAGING						
						
Sizes (cm)	Pieces	SQM	Weight	Box	SQM	Weight
Dimensão . Format	Pecas . Pièces	M²	Peso . Poids	Caixa . Boite	M²	Peso . Poids
Maße . Formato	Stück . Piezas		Gewicht . Peso	Karton . Caja		Gewicht . Peso
14x14x0.9	10	0.193	2.88	-	-	-



Moorish Marrakesh 14x14 cm PM029





Abbey M26 14x14 cm PM026

# ABBEY

## Exquisite spaces with historical charm.

Espaços requintados cheios de história e charme.  
Des espaces exquis remplis d'histoire et de charme.  
Exquisite Räume voller Geschichte und Charme.  
Espacios exquisitos llenos de historia y encanto.



Wall Tiles  
Wall



WALL  
WALLTILES



HAND PAINTING



SHINE



0.9cm



ABBEY M24  
14x14 cm PM024 | GH10



ABBEY M25  
14x14 cm PM025 | GH10



ABBEY M26  
14x14 cm PM026 | GH10



6.7x14 cm JF001 | GJ07 6.7x6.7cm JF003 | GJ02 6.7x14 cm JF002 | GJ07 6.7x6.7cm JF004 | GJ02 6.7x14 cm JF002 | GJ07 6.7x6.7cm JF004 | GJ02

### PACKAGING



Sizes (cm)  
Dimensão . Format  
Maße . Formato

14x14x0.9



Pieces  
Peças . Pièces  
Stück . Piezas

10



SQM  
M²

0.193



Weight  
Peso . Poids  
Gewicht . Peso

2.88



Box  
Caixa . Bolte  
Karton . Caja

-



SQM  
M²

-



Weight  
Peso . Poids  
Gewicht . Peso

-





---

**KERATEC**  
TECHNICAL PORCELAIN TILES



# WHY CHOOSE KERATEC?

The Keratec products are produced in unglazed full body porcelain, obtained from an extrusion process giving the product unique and high quality physicochemical characteristics. Its surface and body ensures a high longevity to the products.

Die Keratec Produkten werden in unglasiertes durchgefärbtes Feinsteinzeug produziert und aus einen Strangpressenproduktionsverfahren erhalten. Diese gewährt der Fliesen einzigartige und qualitativ hochwertige physikalisch-chemische Eigenschaften. Die homogenen Oberfläche und Scherben gewährleisten eine hohe Langlebigkeit der Produkten.

Os produtos Keratec são produzidos em porcelanato não esmaltado toda a massa, obtidos a partir de um processo de extrusão que confere características físico-químicas únicas e de distinta qualidade. A superfície e corpo homogêneo asseguram uma elevada longevidade aos produtos.

Los productos Keratec se producen en porcelánico no esmaltado toda la masa, obtenidos de un proceso de extrusión que proporciona características físico-químicas únicas y de distinta calidad. La superficie y cuerpo homogéneo aseguran una alta longevidad a los productos.


Les produits Keratec sont fabriqués en grès cérame étiré pleine masse non émaillée, obtenu à partir d'un procédé d'extrusion qui confère des caractéristiques physico-chimique uniques et d'haute qualité. La surface et corps homogène assure une longévité élevée des produits.



LACTOGAL - FOOD PRODUCTS FACTORY, PORTUGAL



UNIVERSITY LAB, PORTUGAL



## High Resistance to Abrasion and Break

High resistance to abrasion, scratching and bending, being suitable for all sorts of areas, including the most demanding, such as outdoor, industrial and high traffic.

### Alta Resistência à Abrasão e Rutura

Elevada resistência à abrasão, ao risco e à flexão, sendo adequados para todo o tipo de áreas, inclusivamente as mais exigentes, como exteriores, industriais e de elevado tráfego.

### Haute Résistance à l'abrasion et à la Rupture

Haute résistance à l'abrasion, aux rayures et à la flexion, étant adapté à toutes les types d'espaces, y compris les plus exigeants, comme zones extérieures, industrielles et trafic élevé.

### Hohe Beständigkeit gegen Abrieb und Bruch

Hohe Abriebfestigkeit und Widerstandskraft gegen Kratzer und Bruch mit der sie sich von üblichen, gepressten Materialien abheben. Besonders geeignet auch für Nutzungsbereiche mit hohen Qualitätsanforderungen, wie Objekte mit hohem Publikumsverkehr, in der Industrie oder in Außenflächen usw.

### Alta Resistencia a la Abrasión y Rotura

Alta resistencia a la abrasión, al riesgo y flexión, siendo adecuado para todo tipo de áreas, incluyendo las más exigentes, como exteriores, industriales y de tráfico alto.

## High Chemical Resistance

Minimal water absorption ( $\leq 0,1\%$ ) and use of suitable raw materials, give the product a high resistance to chemicals, acids and bases in high concentrations.

### Alta Resistência Química

Ínfima absorção de água ( $\leq 0,1\%$ ) e utilização de matérias-primas adequadas conferem ao produto uma elevada resistência aos agentes químicos, aos ácidos e bases em elevada concentração.

### Résistance Chimique Élevée

Absorption infime de l'eau ( $\leq 0,1\%$ ) et l'utilisation de matières premières appropriées donne au produit une haute résistance aux produits chimiques, les acides et les bases en forte concentration.

### Hohe chemische Beständigkeit

Ihre minimale Wasseraufnahme ( $< 0,1\%$ ) und vor allem ihre durch den besonderen Produktionsprozess und die dazu verwendeten Rohstoffe erreichte, extrem geringe Microporosität geben dem Produkt eine hohe Beständigkeit gegen Chemikalien, Säuren und Laugen auch in hohen Konzentrationen und machen es zur Verwendung in Laborräumen, Werkstätten, Krankenhäusern u.ä. zur ersten Wahl.

### Alta Resistencia Química

Absorción de agua insignificante ( $\leq 0,1\%$ ) y utilización de materias primas adecuadas confieren al producto una alta resistencia a agentes químicos, ácidos y bases en alta concentración.

## High Resistance to Stains and Acids

The products have a high level of removal or attenuation of stains, which optimizes the maintenance and cleaning of the floor.

### Alta Resistência às Manchas e aos Ácidos

Os produtos possuem um elevado grau de remoção ou atenuação de manchas, que otimiza a manutenção e limpeza do pavimento.

### Haute Résistance aux Taches et aux Acides

Les produits ont un degré élevé d'élimination ou l'atténuation des taches, qui optimisent l'entretien et le nettoyage du carreau.

### Hohe Beständigkeit gegen Flecken und Säuren

Die spezifischen Eigenschaften der Produkte, insbesondere ihre gegenüber gepresstem Feinsteinzeug hervorragende Scherben-Dichte tragen in hohem Maß zur Vermeidung und einfacher Entfernung von Flecken und Verschmutzungen jeder Art bei, was die Reinigung und Wartung von Bodenflächen optimiert.

### Alta Resistencia a las Manchas y Ácidos

Los productos tienen un alto grado de eliminación o atenuación de manchas, que optimizan el mantenimiento y limpieza del piso.

## High Resistance to Thermal Shock and Frost Proof

High resistance to temperature variations and to frost, which are key features in the choosing of this product by its prescribers.

### Alta Resistência ao Choque Térmico e ao Gelo

Elevada resistência às amplitudes térmicas e de resistência ao gelo, são características determinantes na opção dos prescritores por este produto.

### Haute Résistance aux Chocs Thermiques et à la Glace

Haute résistance aux variations de température et de résistance au gel, ce sont des caractéristiques clés dans le choix des prescripteurs pour ce produit.

### Hohe Beständigkeit gegen Temperaturschock und Frost

Hohe Beständigkeit gegen Temperaturschwankungen und Frost sind oft Hauptmerkmale bei der Entscheidung für Keratec-Produkte bei Objekt-Ausschreibungen.

### Alta Resistencia al Choque Térmico y al Hielo

Alta resistencia a las amplitudes térmicas y resistencia al hielo, son características determinantes en la opción de los proscriptores de este producto.





Wall:  
Preto 29.5x88.8 cm ret. Natural P8053R

Floor:  
Cinza Claro 44.3x44.3 cm ret. Natural K4002R


# RENOVATION

High performance combined with a minimalist aesthetic.

Elevada performance aliada a uma estética minimalista.  
Haute performance associée à une esthétique minimaliste.  
Hohe Performance kombiniert mit eine minimalistische Ästhetik.  
Alto performance aliado a una estética minimalista.



FULL BODY  
Extruded Porcelain Tiles  
Wall




Skintech  
4,5 mm

Only 4,5 mm thickness. Ideal for renovations without demolitions.  
Apenas 4,5mm de espessura. Ideal para renovações sem demolições.  
Seulement 4,5 mm épaisseur. Idéal pour des rénovations sans démolition.  
Nur 4,5 mm Stärke. Ideal für Renovierungen ohne Abriss.  
Solo 4,5 mm de grosor. Ideal para renovaciones.

## COLOURS

Cores . Couleurs . Farben . Colores





RENOVATION

Skintech  
4,5 mm



With only 0.45cm of thickness, it is ideal for renovation projects, allowing for a direct application over the existing finishing to be renovated. Without losing all its distinctive characteristics of resistance, durability and cleanability, it allows the obtainment of high work timing and the significant reduction of costs.

Mit einer Stärke von nur 0.45cm kann es die ideale Lösung für Renovierungsprojekte sein: diese Fliesen können direkt auf den vorhandenen Belag verlegt (geklebt) werden. Ohne dabei die charakteristischen Merkmale der Beständigkeit, Haltbarkeit und Reinigungsfähigkeit zu verlieren, kann so viel Zeit gewonnen, grosser Aufwand und Unannehmlichkeiten beim Abbau des Altmaterials vermieden und insgesamt eine erhebliche Senkung der Kosten erreicht werden.

Com apenas 0.45cm de espessura, é ideal para projetos de renovação permitindo a aplicação direta sobre o acabamento já existente a renovar. Sem perder todas as suas características distintivas de resistência, durabilidade e facilidade de limpeza, permite obter elevados ganhos de tempo de obra e redução significativa de custos.

Con solamente 0.45cm de espesor, es ideal para proyectos de renovación permitiendo la aplicación directa sobre el acabado existente a remodelar. Sin perder sus características distintivas de resistencia, durabilidad y facilidad de limpieza, permite obtener ganancias de tiempo y reducción significativa de costos.

Avec seulement 0.45 cm d'épaisseur, il est idéal pour les projets de rénovation permettant l'application directe sur la finition existante à rénover. Sans perdre toutes ses caractéristiques distinctives de la résistance, la durabilité et la facilité de nettoyage, il permet des élevés gains de temps de travail et des économies de coûts significatives.



WALL  
EXTRUDED  
PORCELAIN TILES




FULL  
BODY



V1 - UNIFORM  
APPEARANCE



0.45cm




**PÉROLA**  
29.5x88.8 cm ret.  
29.5x59.2 cm ret.

Natural  
P8055R | GF11  
P3055R | GF08



**CINZA CLARO**  
29.5x88.8 cm ret.  
29.5x59.2 cm ret.

Natural  
P8056R | GF11  
P3056R | GF08



**CINZA ESCURO**  
29.5x88.8 cm ret.  
29.5x59.2 cm ret.

Natural  
P8052R | GF11  
P3052R | GF08



**PRETO**  
29.5x88.8 cm ret.  
29.5x59.2 cm ret.








Natural  
P8053R | GF11  
P3053R | GF08



**NEGRO**  
29.5x88.8 cm ret.  
29.5x59.2 cm ret.

Natural  
P8058R | GF11  
P3058R | GF08

PACKAGING

						
Sizes (cm)	Pieces	SQM	Weight	Box	SQM	Weight
Dimensão . Format	Peças . Pièces	M²	Peso . Poids	Caixa . Boite	M²	Peso . Poids
Maße . Formato	Stück . Piezas		Gewicht . Peso	Karton . Caja		Gewicht . Peso
29.5x88.8x0.45 ret.	8	2.090	21.80	25	52.250	560
29.5x59.2x0.45 ret.	14	2.440	22.63	40	97.600	960





Little Cambridge Cañaveral, Colombia

**Pérola** 29.5x59.2 cm ret. Natural 1014  
**Cinza Claro** 29.5x59.2 cm ret. Natural 1020  
**Negro** 29.5x59.2 cm ret. Natural 1032

# TECHNICAL

## High wear resistance and easiness of maintenance.

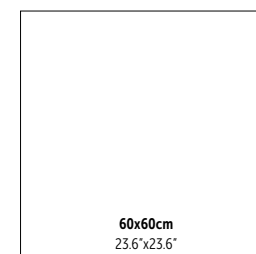
Elevada resistência ao desgaste e facilidade de manutenção.  
Élevée résistance à l'usure et facilité d'entretien.  
Hohe Verschleißfestigkeit und Wartungsfreundlichkeit.  
Alta resistencia al desgaste y facilidad de mantenimiento.



FULL  
BODY

### Extruded Porcelain Tiles

Wall & Floor



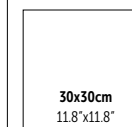
**60x60cm**  
23.6"x23.6"



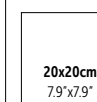
**30x60cm**  
11.8"x23.6"



**45x45cm**  
17.7"x17.7"



**30x30cm**  
11.8"x11.8"



**20x20cm**  
7.9"x7.9"

## COLOURS

Cores . Couleurs . Farben . Colores

*Pérola*



*Bege*



*Terracota*



*Cinza Claro*



*Cinza Escuro*



*Preto*




*Verde Sage*



*Azul Nórdico*



*Negro*







Airport

**Due to its unique high wear resistance features combined with a strong resistance to stains and facility of maintenance, this range ensures a high longevity, being the ideal solution for residential use or even for high traffic areas, such as (among others):**

- Public spaces;
- Commercial spaces;
- Airports and transport stations;
- Schools;
- Pedestrian routes;
- Hospitals and Pharmacies.

Aufgrund seiner einzigartigen Eigenschaften und hoher Verschleißfestigkeit, sowie einem starken Widerstand gegen Flecken und leichter Wartung, steht dieses Sortiment für eine hohe Langlebigkeit, und ist die ideale Lösung für Wohnverbrauch oder sogar für stark frequentierte Bereiche, wie zum Beispiel (unter anderem):

- Öffentliche Bereiche;
- Verkaufsflächen;
- Flughäfen und Transport-Stationen;
- Schulen;
- Wanderwege;
- Krankenhäuser und Apotheken.

Pelas suas características únicas de elevada resistência ao desgaste aliadas a uma forte resistência a manchas e facilidade de manutenção, esta gama assegura uma elevada longevidade, sendo a solução ideal para uso residencial ou até mesmo de tráfego intenso como, a título de exemplo, (entre outros):

- Espaços públicos;
- Espaços comerciais;
- Aeroportos e estações de transportes;
- Escolas;
- Vias pedonais;
- Hospitais e Farmácias.

Por sus características únicas de alta resistencia al desgaste, aliados a una fuerte resistencia a las manchas y facilidad de mantenimiento, esta gama garantiza una longevidad alta, siendo la solución ideal para uso residencial, o incluso de alto tráfico como, por ejemplo, (entre otros):

- Espacios públicos;
- Comercios;
- Aeropuertos y estaciones de transporte;
- Escuelas;
- Senderos;
- Hospitales y farmacias.


En raison de ses caractéristiques uniques de haute résistance à l'usure combinées à une forte résistance aux taches et à la facilité d'entretien, cette gamme assure une longévité élevée, étant la solution idéale pour une utilisation résidentielle ou même un trafic lourd, par exemple, (entre autres):

- Espaces publics;
- Espaces commerciaux;
- Aéroports et gares de transport;
- Écoles;
- Voies pédestres;
- Hôpitaux et Pharmacies.




Hospital Universitario "Marqués de Valdecilla", Spain







WALL + FLOOR  
EXTRUDED  
PORCELAIN TILES




FULL  
BODY




V1 - UNIFORM  
APPEARANCE




59.2x59.2  
29.5x59.2  
44.3x44.3  
29.5x29.5  
30x30




20x20




30x30




R9  
CLASS 1




R10  
A  
CLASS 2



R11  
A+B  
CLASS 3



PTV ≥36



QB UPEC




**PÉROLA** Natural CI Anti-Slip Satin  
59.2x59.2 cm ret. 1014 | GF09 1014CI | GF10 1014AS | GF11 1114 | GF16  
44.3x44.3 cm ret. K4001R | GF04 K4006R | GF06 K4011R | GF07 K4001A | GF11



**CINZA CLARO** Natural CI Anti-Slip Satin  
59.2x59.2 cm ret. 1020 | GF09 1020CI | GF10 1020AS | GF11 1120 | GF16  
44.3x44.3 cm ret. K4002R | GF04 K4007R | GF06 K4012R | GF07 K4002A | GF11



**CINZA ESCURO** Natural CI Anti-Slip Satin  
59.2x59.2 cm ret. 1025 | GF09 1025CI | GF10 1025AS | GF11 1125 | GF16  
44.3x44.3 cm ret. K4003R | GF04 K4008R | GF06 K4013R | GF07 K4003A | GF11



**PÉROLA** Natural CI Anti-Slip Satin  
29.5x59.2 cm ret. 1014 | GF01 1014CI | GF03 1014AS | GF04 1114 | GF09



**CINZA CLARO** Natural CI Anti-Slip Satin  
29.5x59.2 cm ret. 1020 | GF01 1020CI | GF03 1020AS | GF04 1120 | GF09



**CINZA ESCURO** Natural CI Anti-Slip Satin  
29.5x59.2 cm ret. 1025 | GF01 1025CI | GF03 1025AS | GF04 1125 | GF09



**PÉROLA** Natural CI Anti-Slip  
29.5x29.5 cm ret. 1014 | GF04 1014CI | GF06 1014AS | GF07  
30x30x0.8 cm 1014 | GE05 1014CI | GE06 1014AS | GE07  
30x30x0.6 cm 1014 | GE01 1014CI | GE03  
20x20x0.7 cm 1014 | GE03 1014CI | GE05 1014AS | GE06



**CINZA CLARO** Natural CI Anti-Slip  
29.5x29.5 cm ret. 1020 | GF04 1020CI | GF06 1020AS | GF07  
30x30x0.8 cm 1020 | GE05 1020CI | GE06 1020AS | GE07  
30x30x0.6 cm 1020 | GE01 1020CI | GE03  
20x20x0.7 cm 1020 | GE03 1020CI | GE05 1020AS | GE06



**CINZA ESCURO** Natural CI Anti-Slip  
29.5x29.5 cm ret. 1025 | GF04 1025CI | GF06 1025AS | GF07  
30x30x0.8 cm 1025 | GE05 1025CI | GE06 1025AS | GE07  
20x20x0.7 cm 1025 | GE03 1025CI | GE05 1025AS | GE06










**BEGE** Natural CI Anti-Slip  
29.5x29.5 cm ret. 1035 | GF06 1035CI | GF07 1035AS | GF08  
30x30x0.8 cm 1035 | GE08 1035CI | GE09 1035AS | GE10











**VERDE SAGE** Natural CI Anti-Slip  
29.5x29.5 cm ret. K3018R | GF15 K3021R | GF16 K3024R | GF17  
30x30x0.8 cm K3018 | GE18 K3021 | GE19 K3024 | GE20




**AZUL NÓRDICO** Natural CI Anti-Slip  
29.5x29.5 cm ret. K3019R | GF08 K3022R | GF09 K3025R | GF10  
30x30x0.8 cm K3019 | GE11 K3022 | GE12 K3025 | GE13

PACKAGING						
						
Sizes (cm) Dimensão . Format Maße . Formato	Pieces Peças . Pièces Stück . Piezas	SQM M²	Weight Peso . Poids Gewicht . Peso	Box Caixa . Boîte Karton . Caja	SQM M²	Weight Peso . Poids Gewicht . Peso
59.2x59.2x0.8 ret.	4	1.400	26.60	36	50.400	920
44.3x44.3x0.8 ret.	6	1.178	22.38	30	35.340	686
29.5x59.2x0.8 ret.	7	1.220	22.63	40	48.800	920
29.5x29.5x0.8 ret.	13	1.130	20.10	50	56.500	1020


PACKAGING						
						
Sizes (cm) Dimensão . Format Maße . Formato	Pieces Peças . Pièces Stück . Piezas	SQM M²	Weight Peso . Poids Gewicht . Peso	Box Caixa . Boîte Karton . Caja	SQM M²	Weight Peso . Poids Gewicht . Peso
30x30x0.8	13	1.170	20.90	50	58.500	1060
30x30x0.6	17	1.530	20.90	50	76.500	1060
20x20x0.7	39	1.560	24.06	56	87.360	1362




WALL + FLOOR  
EXTRUDED  
PORCELAIN TILES




FULL  
BODY




V1 - UNIFORM  
APPEARANCE




59.2x59.2  
29.5x59.2  
44.3x44.3  
29.5x29.5  
30x30




20x20




30x30




R9  
CLASS 1




R10  
A  
CLASS 2



R11  
A+B  
CLASS 3



PTV ≥36



QB UPEC



**PRETO** Natural CI Anti-Slip Satin  
59.2x59.2 cm ret. 1030 | GF11 1030CI | GF12 1030AS | GF15 1130 | GF18  
44.3x44.3 cm ret. K4004R | GF06 K4009R | GF07 K4014R | GF08 K4004A | GF12




**NEGRO** Natural CI Anti-Slip Satin  
59.2x59.2 cm ret. 1032 | GF15 1032CI | GF16 1032AS | GF17 1132 | GF20  
44.3x44.3 cm ret. K4005R | GF07 K4010R | GF08 K4015R | GF09 K4005A | GF15



**PRETO** Natural CI Anti-Slip Satin  
29.5x59.2 cm ret. 1030 | GF03 1030CI | GF05 1030AS | GF06 1130 | GF10



**NEGRO** Natural CI Anti-Slip Satin  
29.5x59.2 cm ret. 1032 | GF05 1032CI | GF07 1032AS | GF08 1132 | GF11




**PRETO** Natural CI Anti-Slip  
29.5x29.5 cm ret. 1030 | GF06 1030CI | GF07 1030AS | GF08  
30x30x0.8 cm 1030 | GE08 1030CI | GE09 1030AS | GE10  
20x20x0.7 cm 1030 | GE05 1030CI | GE07 1030AS | GE08



**NEGRO** Natural CI Anti-Slip  
29.5x29.5 cm ret. 1032 | GF07 1032CI | GF08 1032AS | GF09  
30x30x0.8 cm 1032 | GE09 1032CI | GE10 1032AS | GE11  
20x20x0.7 cm 1032 | GE07 1032CI | GE09 1032AS | GE10



**TERRACOTA** Natural CI Anti-Slip  
29.5x29.5 cm ret. K3020R | GF07 K3023R | GF08 K3026R | GF09  
30x30x0.8 cm K3020 | GE10 K3023 | GE11 K3026 | GE12



**MOSAIC KERATEC (4.7X4.7 cm)**  
(PIECE) CI  
29.5x29.5x0.8 cm \* | GJ31



\* Available in all colours under certain conditions. Disponível em todas as cores sob condições. Disponible dans toutes les couleurs sous certaines conditions. Unter bestimmten Bedingungen in allen Farben erhältlich. Disponible en todos los colores bajo ciertas condiciones.





Warehouse, Portugal

Pérola 20x20 cm Natural 1014

# INDUSTRIAL

**Maximum robustness and mechanical resistance for heavy load traffic.**

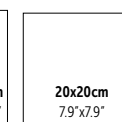
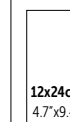
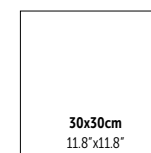
Máxima robustez e resistência mecânica para tráfego de cargas pesadas.  
Robustesse maximale et résistance mécanique pour le trafic lourd.  
Maximale Robustheit und mechanische Beständigkeit für den Schwerverkehr.  
Máxima robustez y resistencia mecánica para el tráfico pesado.



FULL  
BODY

**Extruded Porcelain Tiles**


Wall & Floor



## COLOURS

Cores . Couleurs . Farben . Colores

Pérola



Cinza Claro







Lactogal - Food Products Factory, Portugal

Pérola 11.7x24 cm Natural 1014

**Solution of maximum robustness and mechanical resistance that offers high resistance to stains and chemical agents, especially suitable for the most demanding spaces in terms of support of heavy loads and of resistance to use in general (for example, parking lots, hypermarkets, transport interfaces, industry, laboratories, etc.).**

**It has three base formats, with a thickness of 1.2cm and 1.4cm, and offers various types of finishes that meet the specific needs depending on the type of use and foreseen level of security (natural, textured, and textured radial drainage).**

Lösung für maximale Robustheit und mechanische Beständigkeit bietet hohe Beständigkeit gegen Fleckenbildung und Chemikalien, besonders geeignet für die anspruchsvollsten Räume in Bezug auf Unterstützung von Schwerlasten und Verwendung im Allgemeinen (z.B. Parkhäuser, Supermärkte, Transport, Industrie, Laboratorien usw.).

Es gibt drei Basis-Formate, mit einer Stärke von 1.2cm und 1.4cm, die in verschiedene Arten und Oberflächen angeboten werden, um Ihre spezifischen Bedürfnisse je nach Einsatzart und vorgesehenen Sicherheitsmaß (natural, texturiert, entwässerung radial texturiert) zur erfüllen.

Solução de máxima robustez e resistência mecânica que oferece elevada resistência a manchas e agentes químicos, especialmente adequada para espaços mais exigentes em termos de suporte a cargas pesadas e resistência ao uso em geral (ex: parques de estacionamento, hipermercados, transportes, indústria, laboratórios, etc.).


Dispõe de três formatos base, com espessura de 1.2cm e 1.4cm, e oferece diversos tipos de acabamento que permitem responder a necessidades específicas consoante o tipo de utilização e nível de segurança perspectivado (natural, texturado, drenante radial texturado).

Solución de máxima solidez y resistencia mecánica que ofrece alta resistencia a manchas y productos químicos, especialmente convenientes para los espacios más exigentes en términos de soporte a cargas pesadas y resistencia al uso en general (por ejemplo, aparcamientos, supermercados, transporte, industria, laboratorios, etc.).

Dispone de tres formatos base, con espesor de 1.2cm y 1.4cm, y ofrece varios tipos de acabado que permiten responder a necesidades específicas dependiendo del tipo de uso y nivel de seguridad ofrecido (natural, con textura, drenaje de textura radial).

Solution de force maximale et résistance mécanique qui offre une haute résistance aux taches et aux agents chimiques, particulièrement adapté pour les zones les plus exigeantes en termes de support de lourdes charges et à l'usure, en général (par exemple, parkings, supermarchés, transports, industrie, laboratoires, etc.).

Dispose de trois formats de base, avec une épaisseur de 1.2cm et 1.4cm, et propose différents types de finition qui répondent à des besoins spécifiques en fonction du type d'utilisation et le niveau de sécurité prévu (naturel, texturé, drainant radial texturé).



Pérola 20x20 cm Natural 1014

Auchan Hypermarket, Portugal





WALL + FLOOR  
EXTRUDED  
PORCELAIN TILES



FULL  
BODY



V1 - UNIFORM  
APPEARANCE



29.5x29.5  
30x30  
20x20



29.5x29.5  
30x30  
20x20  
11.7x24



R9  
CLASS 1



R10  
A  
CLASS 2



R11  
A+B  
CLASS 3



R12  
A+B  
CLASS 3



R12-V6  
A+B+C  
CLASS 3



PTV ≥ 36



CI  
ANTI-SLIP  
TEXTURED CI  
DRAINAGE TEXT.



NATURAL  
DRAINAGE TEXT.



West Cliffs, Portugal

Cinza Claro 30x30 cm Natural 1020



**PÉROLA** Natural  
29.5x29.5x1.4 cm ret. 1014 | GF18  
30x30x1.4 cm 1014 | GE21  
20x20x1.4 cm 1014 | GE21



**PÉROLA** CI  
30x30x1.4 cm 1014CI | GE22  
20x20x1.4 cm 1014CI | GE22



**PÉROLA** Natural  
11.7x24x1.2 cm 1014 | GE15




**PÉROLA** CI  
11.7x24x1.2 cm 1014CI | GE17



**PÉROLA** Natural  
29.5x29.5x1.2 cm ret. 1014 | GF12  
30x30x1.2 cm 1014 | GE15  
20x20x1.2 cm 1014 | GE15



**PÉROLA** CI  
30x30x1.2 cm 1014CI | GF15  
30x30x1.2 cm 1014CI | GE17  
20x20x1.2 cm 1014CI | GE17



**PÉROLA** Anti-Slip  
29.5x29.5x1.2 cm ret. 1014AS | GF16  
30x30x1.2 cm 1014AS | GE18  
20x20x1.2 cm 1014AS | GE18



**PÉROLA** Textured CI  
30x30x1.2 cm 1514CI | GF16  
30x30x1.2 cm 1514CI | GE18  
20x20x1.2 cm 1514CI | GE18



**PÉROLA** Drainage Textured  
29.5x29.5x1.2 cm ret. 1914 | GF20  
30x30x1.2 cm 1914 | GE22  
20x20x1.2 cm 1914 | GE22



**CINZA CLARO** Natural  
29.5x29.5x1.4 cm ret. 1020 | GF18  
30x30x1.4 cm 1020 | GE21  
20x20x1.4 cm 1020 | GE21



**CINZA CLARO** CI  
30x30x1.4 cm 1020CI | GE22  
20x20x1.4 cm 1020CI | GE22



**CINZA CLARO** Natural  
11.7x24x1.2 cm 1020 | GE15



**CINZA CLARO** CI  
11.7x24x1.2 cm 1020CI | GE17



**CINZA CLARO** Natural  
29.5x29.5x1.2 cm ret. 1020 | GF12  
30x30x1.2 cm 1020 | GE15  
20x20x1.2 cm 1020 | GE15



**CINZA CLARO** CI  
30x30x1.2 cm 1020CI | GF15  
30x30x1.2 cm 1020CI | GE17  
20x20x1.2 cm 1020CI | GE17



**CINZA CLARO** Anti-Slip  
30x30x1.2 cm 1020AS | GF16  
30x30x1.2 cm 1020AS | GE18  
20x20x1.2 cm 1020AS | GE18



**CINZA CLARO** Textured CI  
30x30x1.2 cm 1520CI | GF16  
30x30x1.2 cm 1520CI | GE18  
20x20x1.2 cm 1520CI | GE18



**CINZA CLARO** Drainage Textured  
30x30x1.2 cm 1920 | GF20  
30x30x1.2 cm 1920 | GE22  
20x20x1.2 cm 1920 | GE22

PACKAGING



Sizes (cm)  
Dimensão . Format  
Maße . Formato



Pieces  
Peças . Pièces  
Stück . Piezas



SQM  
M²



Weight  
Peso . Poids  
Gewicht . Peso



Box  
Caixa . Boîte  
Karton . Caja



SQM  
M²



Weight  
Peso . Poids  
Gewicht . Peso

Sizes (cm) Dimensão . Format Maße . Formato	Pieces Peças . Pièces Stück . Piezas	SQM M²	Weight Peso . Poids Gewicht . Peso	Box Caixa . Boîte Karton . Caja	SQM M²	Weight Peso . Poids Gewicht . Peso
29.5x29.5x1.4 ret.	7	0.610	19.26	50	30.500	978
29.5x29.5x1.2 ret.	8	0.696	18.48	50	34.800	939
30x30x1.4	7	0.630	20.10	50	31.500	1020
30x30x1.2	8	0.720	20.10	50	36.000	1020

PACKAGING



Sizes (cm)  
Dimensão . Format  
Maße . Formato



Pieces  
Peças . Pièces  
Stück . Piezas



SQM  
M²



Weight  
Peso . Poids  
Gewicht . Peso



Box  
Caixa . Boîte  
Karton . Caja



SQM  
M²



Weight  
Peso . Poids  
Gewicht . Peso

Sizes (cm) Dimensão . Format Maße . Formato	Pieces Peças . Pièces Stück . Piezas	SQM M²	Weight Peso . Poids Gewicht . Peso	Box Caixa . Boîte Karton . Caja	SQM M²	Weight Peso . Poids Gewicht . Peso
30x30x1.2 (D. Textured)	8	0.720	20.70	50	36.000	1050
20x20x1.4	19	0.760	24.00	56	42.560	1359
20x20x1.2	22	0.880	23.98	56	49.280	1358
11.7x24x1.2	23	0.650	18.40	72	46.800	1340





# KERABRAILLE

## Exclusive design to transform accessibilities.

Design exclusivo para transformar as acessibilidades.  
Un design unique pour transformer l'accessibilité.  
Exklusives Design, um die Zugänglichkeiten zu verändern.  
Diseño único para transformar la accesibilidad.



FULL  
BODY

### Extruded Porcelain Tiles

Wall & Floor

20x20cm  
7.9"x7.9"

## COLOURS

Cores . Couleurs . Farben . Colores

Cinza Claro



Ouro



Kerabaille System






This complementary range offers a solution of tactile pavement, and is a practical guidance system for the blind and the visually impaired, with different scientifically studied reliefs, and that correspond to objective information and to coordinates that lead the blind and visually impaired in safety to any part of the city or town, being also widely used in transport interfaces.

Dieses ergänzende Sortiment bietet eine taktilen-Lösung und ist ein praktisches Leitsystem für Blinde und sehbehinderte Menschen. Mit verschiedenen wissenschaftlich untersuchten Reliefs, entsprechen objektiven Informationen und Koordinaten, mit dem die blinden und sehbehinderten Menschen zu jedem Teil der Stadt oder Gemeinde in Sicherheit geführt werden können, ist auch weit verbreitet in öffentliche Verkehrsmittel-Schnittstellen.


Esta gama complementar oferece uma solução podotátil, constituindo um sistema prático de orientação para cegos e amblíopes, com diferentes relevos cientificamente estudados e que correspondem a uma informação objetiva e a coordenadas que conduzem os cegos e amblíopes a qualquer parte de uma cidade ou vila em segurança, sendo também amplamente utilizado em interfaces de transportes.

Esta gama complementar ofrece una solución podotátil, proporcionando un sistema de orientación práctica para los ciegos y discapacitados visuales, con diferentes relieves estudiados científicamente y corresponden a una información objetiva y a coordenadas que conducen los ciegos e incapacitados visuales a cualquier parte de una ciudad o pueblo en seguridad, y es también ampliamente utilizada en las interfaces de transporte.


Cette gamme complémentaire offre une solution podotátil, fournissant un système d'orientation pratique pour les aveugles et les malvoyants, avec des reliefs scientifiquement étudiés et correspondent à des informations objectives, les coordonnées qui mènent les aveugles et les malvoyants partout d'une ville ou cité en sécurité, également largement utilisé dans les interfaces de transport.




WALL + FLOOR  
EXTRUDED  
PORCELAIN TILES




FULL  
BODY




V1 - UNIFORM  
APPEARANCE




1.2cm




R10  
A  
CLASS 2



R10-V10  
A  
CLASS 2



CI



KERABRAILLE

# KERABRAILLE



CAUTION LINE CI  
20x20 cm LC20 | GE24










GUIDE LINE CI  
20x20 cm LG20 | GE24



CHANGE OF DIRECTION CI  
20x20 cm 1020CI (MD20) | GE16




SAFETY LINE CI  
20x20 cm LS50 | GE24

PACKAGING						
						
Sizes (cm) Dimensão . Format Maße . Formato	Pieces Peças . Pièces Stück . Piezas	SQM M²	Weight Peso . Poids Gewicht . Peso	Box Caixa . Boîte Karton . Caja	SQM M²	Weight Peso . Poids Gewicht . Peso
20x20x1.2	22	0.880	23.98	56	49.280	1358
20x20x1.2 (LC20)	17	0.680	19.99	56	38.080	1134
20x20x1.2 (LG20)	17	0.680	22.01	56	38.080	1248
20x20x1.2 (LS50)	17	0.680	19.48	56	38.080	1106












---

## PRODUCT SUMMARY



## PRODUCT RANGE

						Ligth Reflection Value (LRV)		LRV: 48		LRV: 31		LRV: 25																	
SERIES Série . Serie Serie . Serie		FORMAT Formato . Format Format . Formato		THICKNESS Espessura . Épaisseur Dicken . Espesor		SIZES Dimensão . Dimension Masse . Dimensión		FINISH Acabamento . Finition Oberflächen . Acabado																					
										PÉROLA		CINZA CLARO		CINZA ESCURO															
	RENOVATION									30x90		0.45 cm		29.5x88.8 cm ret.		Natural		P8055R GF11		P8056R GF11		P8052R GF11							
										30x60		0.45 cm		29.5x59.2 cm ret.		Natural		P3055R GF08		P3056R GF08		P3052R GF08							
										60x60		0.8 cm		59.2x59.2 cm ret.		Natural		U4 P3 E3 C2		1014 GF09		1020 GF09		1025 GF09					
																CI		1014CI GF10		1020CI GF10		1025CI GF10							
Anti-Slip		1014AS GF11		1020AS GF11		1025AS GF11																							
Satin		1114 GF16		1120 GF16		1125 GF16																							
										30x60		0.8 cm		29.5x59.2 cm ret.		Natural		U4 P3 E3 C2		1014 GF01		1020 GF01		1025 GF01					
																CI		1014CI GF03		1020CI GF03		1025CI GF03							
Anti-Slip		1014AS GF04		1020AS GF04		1025AS GF04																							
Satin		1114 GF09		1120 GF09		1125 GF09																							
										45x45		0.8 cm		44.3x44.3 cm ret.		Natural		K4001R GF04		K4002R GF04		K4003R GF04							
																CI		K4006R GF06		K4007R GF06		K4008R GF06							
Anti-Slip		K4011R GF07		K4012R GF07		K4013R GF07																							
Satin		K4001A GF11		K4002A GF11		K4003A GF11																							
										30x30		0.8 cm		29.5x29.5 cm ret.		Natural		U4 P4 E3 C2		1014 GF04		1020 GF04		1025 GF04					
																CI		1014CI GF06		1020CI GF06		1025CI GF06							
Anti-Slip		1014AS GF07		1020AS GF07		1025AS GF07																							
		30x30 cm		Natural		1014		GE05								1020		GE05		1025		GE05							
						CI		1014CI		GE06		1020CI		GE06		1025CI		GE06											
								Anti-Slip		1014AS		GE07		1020AS		GE07		1025AS		GE07									
								0.6 cm		30x30 cm		Natural		1014		GE01		1020		GE01									
CI		1014CI		GE03								1020CI		GE03															
										20x20		0.7 cm		20x20 cm		Natural		1014		GE03		1020		GE03		1025		GE03	
																CI		U4 P3 E3 C2		1014CI		GE05		1020CI		GE05		1025CI	
Anti-Slip		1014AS		GE06		1020AS		GE06								1025AS		GE06											
										30x30		1.4 cm		29.5x29.5 cm ret.		Natural		U4 P4S E3 C2		1014 GF18		1020 GF18							
																Natural		1014		GE21		1020		GE21					
CI		1014CI		GE22		1020CI		GE22																					
		30x30 cm		Natural		U4 P4+ E3 C2		1014								GF12		1020		GF12									
						CI		1014CI		GF15		1020CI		GF15															
						Anti-Slip		1014AS		GF16		1020AS		GF16															
						Textured CI		1514CI		GF16		1520CI		GF16															
										1.2 cm		29.5x29.5 cm ret.		Drainage Textured		U4 P4+ E3 C2		1914 GF20		1920 GF20									
														Natural		1014		GE15		1020		GE15							
CI		1014CI		GE17		1020CI		GE17																					
		30x30 cm		Anti-Slip		1014AS		GE18						1020AS		GE18													
						Textured CI		1514CI		GE18		1520CI		GE18															
						Drainage Textured		1914		GE22		1920		GE22															
								1.4 cm		20x20 cm		Natural		1014		GE21		1020		GE21									
CI		1014CI		GE22								1020CI		GE22															
										20x20		1.2 cm		20x20 cm		Natural		1014		GE15		1020		GE15					
																CI		1014CI		GE17		1020CI		GE17					
Anti-Slip		1014AS		GE18		1020AS		GE18																					
Textured CI		1514CI		GE18		1520CI		GE18																					
Drainage Textured		U4 P4+ E3 C2		1914		GE22		1920		GE22																			
										12x24		1.2 cm		11.7x24 cm		Natural		1014		GE15		1020		GE15					
																CI		1014CI		GE17		1020CI		GE17					


FINISH							
Acabamento . Finition Oberflächen . Acabado	DIN 51130	DIN 51097	ENV 12633	BS 7976	AS / NZS 4586	ANSI A326.3	ASTM C1028
			(TRL)	(PTV 4S)	(4S)	(DCOF)	(SCOF)
Natural	R9		Class 1			> 0.42	wet > 0.60 / dry > 0.70
Cl	R10	Class A	Class 2	wet ≥ 36	P3	> 0.70	wet > 0.65 / dry > 0.70
Anti-Slip	R11	Class A+B	Class 3	wet ≥ 36	P5	> 0.75	wet > 0.75 / dry > 0.80

## PRODUCT RANGE

[illegible]

FINISH							
Acabamento . Finition Oberflächen . Acabado	DIN 51130	DIN 51097	ENV 12633	BS 7976	AS / NZS 4586	ANSI A326.3	ASTM C1028
			(TRL)	(PTV 4S)	(4S)	(DCOF)	(SCOF)
Textured CI	R12	Class A+B	Class 3	wet ≥ 36	P4	> 0.75	wet > 0.75 / dry > 0.80
Drainage Textured	R12-V6	Class A+B+C	Class 3	wet ≥ 36	P4		
KERABRAILLE (Guide Line CI / Caution Line CI / Safety Line CI)	R10-V10	Class A	Class 2	wet ≥ 36	P3		

## SPECIAL PRODUCT RANGE

 **FULL BODY** **WALL & FLOOR TILES**  
 REVESTIMIENTO E PAVIMENTO . REVÊTEMENTS & CARREAUX DE SOL  
 AND- UND BODENFLIESEN . REVESTIMIENTO Y PAVIMENTO

**KERABRAILLE** (20x20x1.2 cm)

DIN 51130: R10-V10 | DIN 51097: A | ENV 12633: 2 | BS 7976 (PTV 4S): wet  $\geq 36$ 

CAUTION LINE CI	GUIDE LINE CI	SAFETY LINE CI
LC20   GE24	LG20   GE24	LS50   GE24



LG20 | GE24



LS50 | GE24

DIN 51130: R10 | DIN 51097: A | ENV 12633: 2 | BS 7976 (PTV 45): wet  $\geq 36$ 

**CHANGE OF  
DIRECTION CI**  
020CI (MD20) | **GE16**

THICKNESS

**Other thicknesses can be produced under certain conditions.**  
 Outras espessuras poderão ser produzidas mediante condições especiais.  
 D'autres épaisseurs peuvent être produits avec des conditions spéciales.  
 Weitere Stärken können unter bestimmten Bedingungen hergestellt werden.  
 Otros espesores pueden ser producidos por medio de condiciones especiales



## ACCESSORIES

					Ligh <sup>t</sup> Reflection Value (LRV)	LRV: 48	LRV: 31	LRV: 25	
ACCESSORIES	FORMAT	THICKNESS	SIZES	FINISH					
Acessórios . Accessoires Zubehör . Accesorios	Formato . Format Format . Formato	Espessura . Épaisseur Dicken . Espesor	Dimensão . Dimension Masse . Dimensión  (HxWxD)	Acabamento . Finition Oberflächen . Acabado					
STAIRSTEP					PÉROLA	CINZA CLARO	CINZA ESCURO		
Degrau . Nez de Marche Stufe . Peldaño	60x60	0.8 cm	59.2x59.2x0.8 cm ret.	Natural	GJ41	GJ41	GJ41		
				CI	GJ43	GJ43	GJ43		
				Anti-Slip	GJ43	GJ43	GJ43		
		30x60	0.8 cm	29.5x59.2x0.8 cm ret.	Satin	GJ43	GJ43	GJ43	
					Natural	GJ25	GJ25	GJ25	
					CI	GJ27	GJ27	GJ27	
		45x45	0.8 cm	44.3x44.3x0.8 cm ret.	Anti-Slip	GJ27	GJ27	GJ27	
					Satin	GJ27	GJ27	GJ27	
					Natural	GJ25	GJ25	GJ25	
	30x30	1.4 cm	29.5x29.5x1.4 cm ret. 30x30x1.4 cm	CI	GJ27	GJ27	GJ27		
				Natural	GJ23	GJ23			
				Natural	GJ20	GJ20			
		1.2 cm	29.5x29.5x1.2 cm ret.	CI	GJ22	GJ22			
				Natural	GJ20	GJ20			
				Anti-Slip	GJ22	GJ22			
		0.8 cm	30x30x1.2 cm	Textured CI	GJ22	GJ22			
				Natural	GJ16	GJ16			
				CI	GJ18	GJ18			
	0.8 cm	29.5x29.5x0.8 cm ret.	Anti-Slip	GJ18	GJ18				
			Textured CI	GJ18	GJ18				
			Natural	GJ16	GJ16	GJ16			
	0.6 cm	30x30x0.8 cm	CI	GJ18	GJ18	GJ18			
			Anti-Slip	GJ11	GJ11	GJ11			
			CI	GJ13	GJ13	GJ13			
	0.6 cm	30x30x0.6 cm	Anti-Slip	GJ13	GJ13	GJ13			
			Natural	GJ08	GJ08				
			CI	GJ11	GJ11				
STAIR CONTRAST PIECE	4x60	0.8 cm	4x59.2x0.8 cm	Natural	GJ18	GJ18	GJ18		
Degrau Contrastante . Nez de Marche à effet de contraste Treppenkante . Peldaño Contraste	4x45	0.8 cm	4x44.3x0.8 cm	Natural	GJ13	GJ13	GJ13		
	4X30	0.8 cm	4x29.5x0.8 cm	Natural	GJ08	GJ08	GJ08		
SKIRTING	Rodapé . Plinthe Sockel . Rodapié	8x60	8x59.2 cm ret.	Natural	GJ16	GJ16	GJ16		
				Satin	GJ16	GJ16	GJ16		
				Natural	GJ13	GJ13	GJ13		
		8x45	8x44.3 cm ret.	Satin	GJ13	GJ13	GJ13		
				Textured CI	GJ08	GJ08			
				Natural	GJ08	GJ08	GJ08		
		8x30	8x29.5 cm ret.	Satin	GJ08	GJ08	GJ08		
				Natural	GJ05	GJ05	GJ05		
				Textured CI	GJ08	GJ08			
	8x20	0.7 cm	8x20 cm	Natural	GJ05	GJ05			
COVE BASE SKIRTING - FLAT TOP / ROUND TOP	Rodapé Côncavo - Liso / Boleado Plinthe Concave - Lisse / Arrondi Hohlkehls sockel / Hohlkehls sockel Mit Rundung Rodapié Côncavo - Lisa / Boleado	Flat Top	0.8 cm	10x30x1.2 cm	Natural	GJ11	GJ11		
				10x20x1.2 cm	Natural	GJ11	GJ11		
		Round Top	0.8 cm	10x30x1.2 cm	Natural	GJ11	GJ11		
				10x20x1.2 cm	Natural	GJ11	GJ11		
INTERNAL CORNER - FLAT TOP / ROUND TOP	Ângulo Interno - Liso / Boleado Angle Interne - Lisse / Arrondi Hohlkehls sockel Innenecke   Hohlkehls sockel Innenecke (Rund) Ângulo Interno - Lisa / Boleado	Flat Top	0.8 cm	10x2.5x1.2 cm	Natural	GJ11	GJ11		
		Round Top	0.8 cm	10x2.5x1.2 cm	Natural	GJ11	GJ11		
EXTERNAL CORNER - FLAT TOP / ROUND TOP	Ângulo Externo - Liso / Boleado Angle Externe - Lisse / Arrondi Hohlkehls sockel Außenecke   Hohlkehls sockel Außenecke (Rund) Ângulo Externo - Lisa / Boleado	Flat Top	0.8 cm	10x3.5x2.5 cm	Natural	GJ11	GJ11		
		Round Top	0.8 cm	10x3.5x2.5 cm	Natural	GJ11	GJ11		
QUARTER ROUND	Meia-cana . Gorge Émailée Extérieur . Kantenelement . Media Caña	20x2.5	0.8 cm	20x2.5 cm	Natural	GJ05	GJ05		
COVE SKIRTING	Meia-cana Côncava . Demi-lune Concave . Hohlkehls sockel . Media Caña Côncava	7x20	0.8	7x20 cm	Natural	GJ08	GJ08		
MOSAIC	Mosaico . Mosaïque . Mosaic . Mosaico	30x30	0.8 cm	29.5x29.5 (4.7x4.7)	Natural	GJ31	GJ31	GJ31	

H - Height | W - Width | D - Depth

## ACCESSORIES

[illegible]

**Available in all colours**






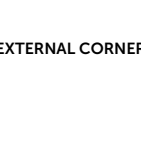


**STAIRSTEP**

**SKIRTING**

**STAIR CONTRAST PIECE**

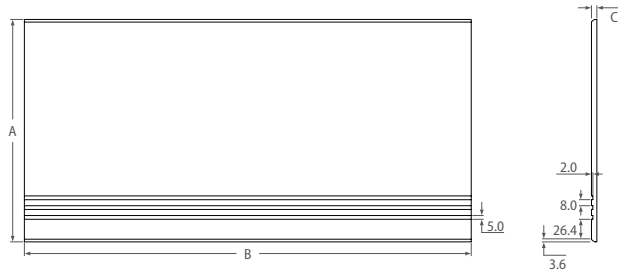
**MOSAIC (4.7X4.7 CM)**  
29.5x29.5x0.8 cm

**Only available in Pérola and Cinza Claro**

<b>COVE BASE SKIRTING</b>	
Flat Top	Round Top
	
<b>INTERNAL CORNER</b>	
Flat Top	Round Top
	
<b>EXTERNAL CORNER</b>	
Flat Top	Round Top
	
<b>COVE SKIRTING</b>	<b>QUARTER ROUND</b>
	




STAIRSTEP  
Degrau . Nez de Marche . Stufe . Peldaño



- AxBxC mm**
- 1. 592x592x8 mm
  - 2. 295x592x8 mm
  - 3. 443x443x8 mm
  - 4. 295x295x8 mm
  - 5. 295x295x12 mm
  - 6. 295x295x14 mm
  - 7. 300x300x6 mm
  - 8. 300x300x8 mm
  - 9. 300x300x12 mm
  - 10. 300x300x14 mm

STAIR CONTRAST PIECE  
Degrau Contrastante . Nez de Marche à effet de contraste . Treppenkante . Peldaño contraste



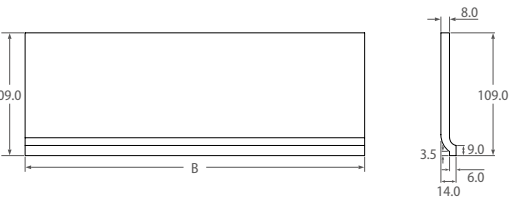
- 40xBx8 mm**
- 1. 40x592x8 mm
  - 2. 40x443x8 mm
  - 3. 40x295x8 mm

SKIRTING  
Rodapé . Plinthe . Sockel . Rodapié



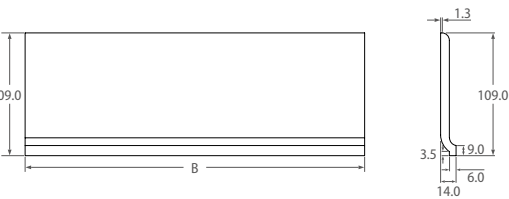
- 80xBxC mm**
- 1. 80x592x8 mm
  - 2. 80x443x8 mm
  - 3. 80x295x8 mm
  - 4. 80x300x8 mm
  - 5. 80x300x12 mm
  - 6. 80x200x7 mm
  - 7. 80x200x12 mm

COVE BASE SKIRTING - FLAT TOP  
Rodapé Côncavo - Liso . Plinthe Concave - Lisse . Hohlkehlsöckel . Rodapié Côncavo - Lisa




- 109xBx8 mm**
- 1. 109x300x8 mm
  - 2. 109x200x8 mm

COVE BASE SKIRTING - ROUND TOP  
Rodapé Côncavo - Boleado . Plinthe Concave - Arrondi . Hohlkehlsöckel Mit Rundung . Rodapié Côncavo - Boleado

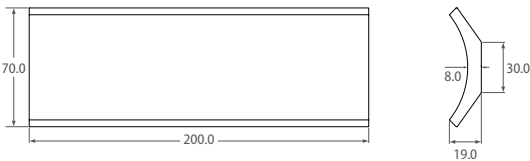


- 109xBx8 mm**
- 1. 109x300x8 mm
  - 2. 109x200x8 mm

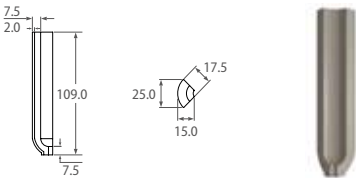
QUARTER ROUND  
Meia-cana . Gorge Émaillée Extérieur . Kantenelement . Media Caña



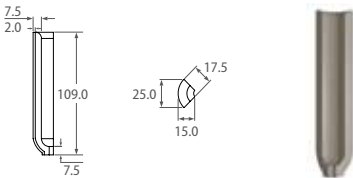
COVE SKIRTING  
Meia-cana Côncava . Demi-lune Concave . Hohlkehlsöckel . Media Caña Côncava



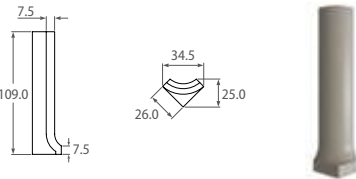
INTERNAL CORNER - FLAT TOP  
Ângulo Interno - Liso . Angle Interne - Lisse . Hohlkehlsöckel Innenecke . Ângulo Interno - Lisa



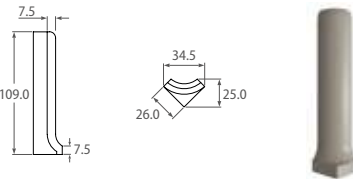
INTERNAL CORNER - ROUND TOP  
Ângulo Interno - Boleado . Angle Interne - Arrondi . Hohlkehlsöckel Innenecke (Rund) . Ângulo Interno - Boleado




EXTERNAL CORNER - FLAT TOP  
Ângulo Externo - Liso . Angle Externe - Lisse . Hohlkehlsöckel Außenecke . Ângulo Externo - Lisa



EXTERNAL CORNER - ROUND TOP  
Ângulo Externo - Boleado . Angle Externe - Arrondi . Hohlkehlsöckel Außenecke (Rund) . Ângulo Externo - Boleado





















TECHNICAL  
GUIDE



## TECHNICAL DATA

## TECHNICAL DATA

PORCELAIN TILES (A) . PORCELANATO (A) . GRÉS CÉRAME (A) . FEINSTEINZEUG (A) . PORCELÁNICO (A)							
Features Características Caractéristiques Technische Eigenschaften Características		Standard Norma Norme Norm Norma	Specification EN 14411 Group BI a-GL Especificação EN 14411 Grupo BI a-GL Spécification EN 14411 Groupe BI a-GL Hauseigene Norm EN 14411 Gruppe BI a-GL Especificación EN 14411 Grupo BI a-GL	ALELUIA Specification Especificação Spécification Hauseigene Norm Especificación	Specification EN 14411 Group BI a-UGL Especificação EN 14411 Grupo BI a-UGL Spécification EN 14411 Groupe BI a-UGL Hauseigene Norm EN 14411 Gruppe BI a-UGL	ALELUIA Specification Especificação Spécification Hauseigene Norm Especificación	
	<b>Size Tolerance (%)</b> Tolerâncias Dimensionais (%) . Tolérances Dimensionnelles (%) Maßtoleranz (%) . Tolerancias Dimensionales (%)	EN ISO 10545-2	± 0,6 Maximum Value ± 2 mm Valor Máximo ± 2 mm . Valeur Maximum ± 2 mm Maximalwert ± 2 mm . Valor Máximo ± 2 mm	± 0,4	± 0,6 Maximum Value ± 2 mm Valor Máximo ± 2 mm . Valeur Maximum ± 2 mm Maximalwert ± 2 mm . Valor Máximo ± 2 mm	± 0,4	
	<b>Thickness (%)</b> Espessura (%) . Épaisseur (%) Stärke (Abweichung %) . Espesor (%)		± 5 Maximum Value ± 0,5 mm Valor Máximo ± 0,5 mm . Valeur Maximum ± 0,5 mm Maximalwert ± 0,5 mm . Valor Máximo ± 0,5 mm	In Accordance Conforme . En Conformité Konform . En Conformidad	± 5 Maximum Value ± 0,5 mm Valor Máximo ± 0,5 mm . Valeur Maximum ± 0,5 mm Maximalwert ± 0,5 mm . Valor Máximo ± 0,5 mm	In Accordance Conforme . En Conformité Konform . En Conformidad	
	<b>Rectilinearity (%)</b> Retilíneidade (%) . Rectilinéarité (%) Kantengeradheit (%) . Retilíneidad (%)		± 0,5 Maximum Value ± 1,5 mm Valor Máximo ± 1,5 mm . Valeur Maximum ± 1,5 mm Maximalwert ± 1,5 mm . Valor Máximo ± 1,5 mm	± 0,3	± 0,5 Maximum Value ± 1,5 mm Valor Máximo ± 1,5 mm . Valeur Maximum ± 1,5 mm Maximalwert ± 1,5 mm . Valor Máximo ± 1,5 mm	± 0,3	
	<b>Orthogonality (%)</b> Ortogonalidade (%) . Orthogonalité (%) Rechtwinkligkeit (%) . Ortogonalidad (%)		± 0,5 Maximum Value ± 2 mm Valor Máximo ± 2 mm . Valeur Maximum ± 2 mm Maximalwert ± 2 mm . Valor Máximo ± 2 mm	± 0,4	± 0,5 Maximum Value ± 2 mm Valor Máximo ± 2 mm . Valeur Maximum ± 2 mm Maximalwert ± 2 mm . Valor Máximo ± 2 mm	± 0,4	
	<div><div></div><div></div><div></div></div> <div><b>Central Curvature (%)</b> Curvatura Central (%) Courbure Centrale (%) Mittige Krümmung (%) Curvatura Central (%)</div>	EN ISO 10545-2	± 0,5 Maximum Value ± 2 mm Valor Máximo ± 2 mm . Valeur Maximum ± 2 mm Maximalwert ± 2 mm . Valor Máximo ± 2 mm	- 0,10 / + 0,15	± 0,5 Maximum Value ± 2 mm Valor Máximo ± 2 mm . Valeur Maximum ± 2 mm Maximalwert ± 2 mm . Valor Máximo ± 2 mm	- 0,10 / + 0,15	
	<div><div></div><div></div><div></div></div> <div><b>Flatness</b> Planaridade Planarité Ebenflächigkeit Planaridad</div>		± 0,5 Maximum Value ± 2 mm Valor Máximo ± 2 mm . Valeur Maximum ± 2 mm Maximalwert ± 2 mm . Valor Máximo ± 2 mm	- 0,10 / + 0,15	± 0,5 Maximum Value ± 2 mm Valor Máximo ± 2 mm . Valeur Maximum ± 2 mm Maximalwert ± 2 mm . Valor Máximo ± 2 mm	- 0,10 / + 0,15	
	<div><div></div><div></div><div></div></div> <div><b>Diagonal Deflection (%)</b> Flecha à Diagonal (%) Flèche en Diagonale (%) Krümmung in der Diagonale (%) La Flecha Diagonal (%)</div>		± 0,5 Maximum Value ± 2 mm Valor Máximo ± 2 mm . Valeur Maximum ± 2 mm Maximalwert ± 2 mm . Valor Máximo ± 2 mm	- 0,10 / + 0,20	± 0,5 Maximum Value ± 2 mm Valor Máximo ± 2 mm . Valeur Maximum ± 2 mm Maximalwert ± 2 mm . Valor Máximo ± 2 mm	- 0,10 / + 0,20	
		<b>Water Absorption (%)</b> Absorção de Água (%) . Absorption d'eau (%) Wasseraufnahme (%) . Absorción de Agua (%)	EN ISO 10545-3	≤ 0,5	≤ 0,1	≤ 0,5	≤ 0,1
		<b>Modulus of Rupture (N / mm²)</b> Módulo de Rutura (N / mm²) . Module de Rupture (N / mm²) Bruchfestigkeit (N / mm²) . Módulo de Ruptura (N / mm²)	EN ISO 10545-4	≥ 35	≥ 35	≥ 35	≥ 35
		<b>Flexion resistance (N)</b> Resistência à flexão (N) . Résistance à la flexion (N) Biegefestigkeit (N) . Resitencia a la flexión (N)	EN ISO 10545-4	≥ 1300	≥ 1500 (1)	≥ 1300	≥ 1500 (1)
	<b>Thermal Shock Resistance</b> Resistência ao Choque Térmico . Résistance aux Écarts de Température Temperaturwechselbeständigkeit . Resistencia al Choque Térmico	EN ISO 10545-9	Resistant Résistente . Résistant Beständig . Resistente	Resistant Résistente . Résistant Beständig . Resistente	Resistant Résistente . Résistant Beständig . Resistente	Resistant Résistente . Résistant Beständig . Resistente	
	<b>Crack Resistance</b> Resistência ao Fendilhamento . Résistance aux Craquere Haarissbeständigkeit . Resistencia a la Fisuración	EN ISO 10545-11	Resistant Résistente . Résistant Beständig . Resistente	Resistant Résistente . Résistant Beständig . Resistente	-	-	
	<b>Stain Resistance</b> Resistência às Manchas . Résistance aux Tâches Fleckenbeständigkeit . Resistencia a las Manchas	EN ISO 10545-14	Minimum Class 3 Mínimo Classe 3 . Minimum Classe 3 Mindest Klasse 3 . Mínimo Classe 3	Class 4 or 5 Classe 4 ou 5 . Classe 4 ou 5 Klasse 4 or 5 . Classe 4 o 5	Test Available Ensaio Disponível . Essai Disponible Testbericht Verfügbar . Ensayo Disponible	Class 4 or 5 Classe 4 ou 5 . Classe 4 ou 5 Klasse 4 or 5 . Classe 4 o 5	
	<b>Chemical Resistance</b> Resistência Química Résistance aux Agents Chimiques Chemische Beständigkeit Resistencia Química	EN ISO 10545-13	<b>Household Detergents</b> Detergentes Domésticos Détergents Domestiques Haushaltsreiniger Detergentes Domésticos	Class A Classe A . Classe A Klasse A . Classe A	≥ Class B ≥ Classe B . ≥ Classe B ≥ Klasse B . ≥ Klasse B	Class A Classe A . Classe A Klasse A . Classe A	
			<b>Additives for Pools</b> Aditivos para Piscinas Additifs pour Piscines Zusatzstoffe für Schwimmbäder Aditivos para Piscinas	Class A Classe A . Classe A Klasse A . Classe A	≥ Class B ≥ Classe B . ≥ Classe B ≥ Klasse B . ≥ Klasse B	Class A Classe A . Classe A Klasse A . Classe A	
			<b>Acids</b> Ácidos . Acides Säuren . Ácidos	Class LA (2a) Classe LA (2a) . Classe LA (2a) Klasse LA (2a) . Classe LA (2a)	(2)	Class LA (2a) Classe LA (2a) . Classe LA (2a) Klasse LA (2a) . Classe LA (2a)	
			<b>Bases</b> Bases . Bases Laugen . Bases	Class LA (2a) Classe LA (2a) . Classe LA (2a) Klasse LA (2a) . Classe LA (2a)	(2)	Class LA (2a) Classe LA (2a) . Classe LA (2a) Klasse LA (2a) . Classe LA (2a)	
	<b>Resistance to Abrasion</b> Resistência à Abrasão . Résistance à l'Abrasion Abriebfestigkeit . Resistencia a la Abrasión	EN ISO 10545-7	I to V I a V . I a V I bis V . I a V	I to V (3) I a V (3) . I a V (3) I bis V (3) . I a V (3)	-	-	

PORCELAIN TILES (A) . PORCELANATO (A) . GRÉS CÉRAME (A) . FEINSTEINZEUG (A) . PORCELÁNICO (A)					
Features Características Caractéristiques Technische Eigenschaften Características	Standard Norma Norme Norm Norma	Specification EN 14411 Group BI a–GL Especificação EN 14411 Grupo BI a–GL Spécification EN 14411 Groupe BI a–GL Hauseigene Norm EN 14411 Gruppe BI a–GL Especificación EN 14411 Grupo BI a–GL	ALEUIA Specification Especificação Spécification Hauseigene Norm Especificación	Specification EN 14411 Group BI a–UGL Especificação EN 14411 Grupo BI a–UGL Spécification EN 14411 Groupe BI a–UGL Hauseigene Norm EN 14411 Gruppe BI a–UGL	ALEUIA Specification Especificação Spécification Hauseigene Norm Especificación
 <b>Resistance to Deep Abrasion (mm³)</b> Resistência à Abrasão Profunda (mm³) Resistencia a la Abrasión Profunda (mm³) Résistance à l'Abrasion Profond (mm³) Beständigkeit gegen Tiefenabrieb (mm³)	EN ISO 10545-6	-	-	≤ 175	≤ 150
 <b>Frost Resistance</b> Resistência ao Gelo . Résistance au Gel Frostbeständigkeit . Resistencia al Hielo	EN ISO 10545-12	Resistant Résistente . Résistant Beständig . Resistente	Resistant Résistente . Résistant Beständig . Resistente	Resistant Résistente . Résistant Beständig . Resistente	Resistant Résistente . Résistant Beständig . Resistente
 <b>Resistance to Slipping</b> Resistência ao Escorregamento Résistance au Glissement Rutschhemmung Resistencia al Deslizamiento	DIN 51130	Test Available Ensaio Disponível Essai Disponible Testbericht Verfügbar Ensayo Disponible	Product to Product Produto a Produto Produit a Produit Je nach Produkt Producto a Producto	Test Available Ensaio Disponível Essai Disponible Testbericht Verfügbar Ensayo Disponible	Product to Product Produto a Produto Produit a Produit Je nach Produkt Producto a Producto
 <b>Resistance to Slipping</b> Resistência ao Escorregamento Résistance au Glissement Rutschhemmung Resistencia al Deslizamiento	DIN 51097	Test Available Ensaio Disponível Essai Disponible Testbericht Verfügbar Ensayo Disponible	Product to Product Produto a Produto Produit a Produit Je nach Produkt Producto a Producto	Test Available Ensaio Disponível Essai Disponible Testbericht Verfügbar Ensayo Disponible	Product to Product Produto a Produto Produit a Produit Je nach Produkt Producto a Producto
 <b>Resistance to Slipping</b> Resistência ao Escorregamento Résistance au Glissement Rutschhemmung Resistencia al Deslizamiento	UNE 41901 EX	Test Available Ensaio Disponível Essai Disponible Testbericht Verfügbar Ensayo Disponible	Product to Product Produto a Produto Produit a Produit Je nach Produkt Producto a Producto	Test Available Ensaio Disponível Essai Disponible Testbericht Verfügbar Ensayo Disponible	Product to Product Produto a Produto Produit a Produit Je nach Produkt Producto a Producto

(A) Porcelain Floor Tiles - EN14411 – Group BI a (1st choice)

(1) Formats: Thickness  $\geq 7,5$  mm

(2) To be indicated by the producer – Product by Product

(2a) Acids and bases (Low Concentration)

(3) Depending on glass / colour

(1) Formate: Stärke  $\geq 7,5$  mm

(A) Pavimentos Cerâmicos de Pasta Porcelânica Monocozedura - EN14411  
Grupo BI a (1ª escolha)

(1) Formatos: Espessura  $\geq 7,5$  mm

(2) A Indicar Pelo Produtor - Produto a Produto

(2a) Ácidos e Bases (Baixa Concentração)

(3) Consoante o vidro / cor

(A) Pavimentos Cerámicos de Pasta Porcelánica de monocoresura – EN14411 – Grupo BI a (1ª calidad)

(1) Formato: Espesor  $\geq 7,5\text{mm}$










(2) A especificar por el fabricante – Producto a Producto







(2a) Ácidos y bases (Baja Concentración)

(3) Dependiendo del vidrio / color

(A) Grès Cérame – EN14411 – Group BI a (1er choix)  
 (1) Formats: Épaisseur  $\geq 7,5$  mm  
 (2) A indiquer par le Producteur- Produit par Produit  
 (2a) Acides et Bases (Faible Concentration)  
 (3) Selon le verre / la couleur



<div><div><div>FULL BODY</div></div><div>EXTRUDED PORCELAIN TILES . PORCELANATO EXTRUDIDO . GRÈS CÉRAMÉ ÉTIRÉ . EXTRUDIERTES FEINSTEINZEUG . GRES PORCELÁNICO EXTRUSIONADO</div></div>								
Features Características Caractéristiques Technische Eigenschaften Características		Standard Norma Norme Norm Norma	Specification EN 14411 Group Ala - UGL Especificação EN 14411 Grupo Ala - UGL Spécification EN 14411 Groupe Ala - UGL Hauseigene Norm EN 14411 Gruppe Ala - UGL Especificación EN 14411 Grupo Ala - UGL		ALELUIA Specification Especificação Spécification Hauseigene Norm Especificación			
			< 7.5 mm	≥ 7.5 mm	< 7.5 mm	≥ 7.5 mm	≥ 12 mm	≥ 14 mm
<div></div>	<b>Size Tolerance (%)</b> Tolerâncias Dimensionais (%) . Tolérances Dimensionnelles (%) Maßtoleranz (%) . Tolerancias Dimensionales (%)	EN ISO 10545-2	± 1 Maximum Value ± 2 mm Valor Máximo ± 2 mm . Valeur Maximum ± 2 mm Maximalwert ± 2 mm . Valor Máximo ± 2 mm		± 1 Maximum Value ± 2 mm Valor Máximo ± 2 mm . Valeur Maximum ± 2 mm Maximalwert ± 2 mm . Valor Máximo ± 2 mm			
	<b>Thickness (%)</b> Espessura (%) . Épaisseur (%) Stärke (Abweichung) (%) . Espesor (%)		± 10		± 10			
	<b>Rectilinearity (%)</b> Retilnearidade (%) . Rectilinéarité (%) Kantengeradheit (%) . Retilinearidad (%)		± 0,5		± 0,5			
	<b>Orthogonality (%)</b> Ortogonalidade (%) . Orthogonalité (%) Rechtwinkeligkeit (%) . Ortogonalidad (%)		± 1		± 1			
	<div><div><div><div></div></div><div>012</div></div></div> <div><b>Flatness</b> Planaridade Planarité Ebenflächigkeit Planaridad</div> <div><div><div>Central Curvature (%) Curvatura Central (%) Courbure Centrale (%) Mittige Krümmung (%) Curvatura Central (%)</div><div>Lateral Curvature (%) Curvatura Lateral (%) Courbure Latérale (%) Kantenkrümmung (%) Curvatura Lateral (%)</div><div>Diagonal Deflection (%) Flecha à Diagonal (%) Flèche en Diagonale (%) Krümmung in der Diagonale (%) La Flecha Diagonal (%)</div></div></div>		± 0,5		± 0,2			
			± 0,5		± 0,2			
			± 0,8		± 0,25			
<b>Surface Appearance</b> Aspeto da Superfície . Aspect de Surface Oberflächenansicht . Aspecto Superficial		≥ 95		≥ 95				
<div></div>	<b>Water Absorption (%)</b> Absorção de Água (%) . Absorption d'eau (%) Wasseraufnahme (%) . Absorción de Agua (%)	EN ISO 10545-3	≤ 0,5		≤ 0,05			
<div></div>	<b>Modulus of Rupture (N / mm²)</b> Módulo de Rutura (N / mm²) . Module de Rupture (N / mm²) Bruchfestigkeit (N / mm²) . Módulo de Ruptura (N / mm²)	EN ISO 10545-4	≥ 28		≥ 28	≥ 30	≥ 35	≥ 40
<div></div>	<b>Flexion resistance (N)</b> Resistência à flexão (N) . Résistance à la flexion (N) Biegefestigkeit (N) . Resistencia a la flexión (N)	EN ISO 10545-4	≥ 600	≥ 1300	≥ 600 (1)	≥ 1500	≥ 3000	≥ 4000
<div></div>	<b>Thermal Shock Resistance</b> Resistência ao Choque Térmico . Résistance aux Écarts de Température Temperaturwechselbeständigkeit . Resistencia al Choque Térmico	EN ISO 10545-9	Resistant Resistente . Résistant Beständig . Resistente		In Accordance Conforme . En Conformité Konform . En Conformidad			
<div></div>	<b>Stain Resistance</b> Resistência às Manchas . Résistance aux Tâches Fleckenbeständigkeit . Resistencia a las Manchas	EN ISO 10545-14	(a)		≥ 3 or 4 or 5 (2)			
<div></div>	<div><div><div><div></div></div><div>012</div></div></div> <div><b>Chemical Resistance</b> Resistência Química Résistance aux Agents Chimiques Chemische Beständigkeit Resistencia Química</div>	EN ISO 10545-13	Household Detergents Detergentes Domésticos Détergents Domestiques Haushaltsreiniger Detergentes Domésticos		Class A Classe A Classe A Klasse A Clase A			
	Additives for Pools Aditivos para Piscinas Additifs pour Piscines Zusatzstoffe für Schwimmbäder Aditivos para Piscinas		Class A Classe A Classe A Klasse A Clase A					
	Acids Ácidos . Acides Säuren . Ácidos		Class HA (b) Classe HA (b) . Classe HA (b) Klasse HA (b) . Classe HA (b)					
	Bases Bases . Bases Laugen . Bases		Class HA (b) Classe HA (b) . Classe HA (b) Klasse HA (b) . Classe HA (b)					
<div></div>	<b>Resistance to Abrasion (mm³)</b> Resistência à Abrasão (mm³) . Résistance à l'Abrasion (mm³) Abriebfestigkeit (mm³) . Resistencia a la Abrasión (mm³)	EN ISO 10545-6	≤ 275		≤ 150			
	<b>Superficial Hardness (Mohs scale)</b> Dureza Superficial (Escala Mohs) . Dureté de Surface (échelle de Mohs) Ritzhärte (Skala nach Mohs) . Dureza Superficial (Escala de Mohs)	EN 101	-		≥ 7			

<div><div>FULL BODY</div><div>EXTRUDED PORCELAIN TILES . PORCELANATO EXTRUDIDO . GRÈS CÉRAMÉ ÉTIRÉ . EXTRUDIERTES FEINSTEINZEUG . GRES PORCELÁNICO EXTRUSIONADO</div></div>							
Features Características Caractéristiques Technische Eigenschaften Características	Standard Norma Norme Norm Norma	Specification EN 14411 Group Ala - UGL Especificação EN 14411 Grupo Ala - UGL Spécification EN 14411 Groupe Ala - UGL Hauseigene Norm EN 14411 Gruppe Ala - UGL Especificación EN 14411 Grupo Ala - UGL		ALELUIA Specification Especificação Spécification Hauseigene Norm Especificación			
		< 7.5 mm	≥ 7.5 mm	< 7.5 mm	≥ 7.5 mm	≥ 12 mm	≥ 14 mm
<div></div> <div><b>Frost Resistance</b> Resistência ao Gelo . Résistance au Gel Frostbeständigkeit . Resistencia al Hielo</div>	EN ISO 10545-12	Resistant Resistente . Résistant Beständig . Resistente		In Accordance Conforme . En Conformité Konform . En Conformidad			
<div></div> <div><b>Resistance to Slipping</b> Resistência ao Escorregamento . Résistance au Glissement Rutschhemmung . Resistencia al Deslizamiento</div>	DIN 51130	Test Available Ensaio Disponível . Essai Disponible Testbericht Verfügbar . Ensayo Disponible		Product to Product Produto a Produto . Produit a Produit Je nach Produkt . Producto a Producto			
<div></div> <div><b>Resistance to Slipping</b> Resistência ao Escorregamento . Résistance au Glissement Rutschhemmung . Resistencia al Deslizamiento</div>	DIN 51097	Test Available Ensaio Disponível . Essai Disponible Testbericht Verfügbar . Ensayo Disponible		Product to Product Produto a Produto . Produit a Produit Je nach Produkt . Producto a Producto			
<div></div> <div><b>Resistance to Slipping</b> Resistência ao Escorregamento . Résistance au Glissement Rutschhemmung . Resistencia al Deslizamiento</div>	UNE 41901 EX	Test Available Ensaio Disponível . Essai Disponible Testbericht Verfügbar . Ensayo Disponible		Product to Product Produto a Produto . Produit a Produit Je nach Produkt . Producto a Producto			
<div></div> <div><b>Linear Thermic Expansion Coefficient (100°C)</b> Coeficiente de Dilatação Térmica Linear (100°C) Coefficient de Dilatation Thermique Linéaire (100°C) Linearer Wärmeausdehnungskoeffizient (100°C) Coeficiente de Dilatación Térmica Lineal (100°C)</div>	EN ISO 10545-8	Test Available Ensaio Disponível . Essai Disponible Testbericht Verfügbar . Ensayo Disponible		<9x10 <sup>-6</sup> k <sup>-1</sup>			

**(a)**  
To be indicated by the manufacturer.  
A indicar pelo fabricante.  
À préciser par le fabricant.  
Nach Herstellerangabe.  
A indicar por el fabricante.













**(b)**  
H - High Concentration.  
H - Alta Concentração.  
H - Haute Concentration.  
H - Hohe Konzentration .  
H - Alta Concentración.

**(1) Thickness 0.45cm**  
According to the requirement of Cahiers du CSTB - ≥ 400N and <600N  
Conforme requisito do Cahiers du CSTB - ≥ 400N e <600N  
Comme exigence des Cahiers du CSTB - ≥ 400N et <600N  
Gemäß Anforderung der Cahiers du CSTB - ≥ 400N und <600N  
Como requisito de Cahiers du CSTB - ≥ 400N y <600N








**(2)**  
Depends on the type of finish.  
Depende do tipo de acabamento.  
Dépend du type de finition.  
Hängt von der Oberfläche ab.  
Depende del tipo de acabado.



TECHNICAL DATA

<div></div> <div>FLOOR TILES (B) . PAVIMENTOS (B) . CARREAUX DE SOL (B) BODENFLIESEN (B) . PAVIMENTOS (B)</div>		<div></div> <div>WALL TILES (C) . REVESTIMENTOS (C) . REVÊTEMENTS (C) WANDFLIESEN (C) . REVESTIMENTOS (C)</div>			
Features Características Caractéristiques Technische Eigenschaften Características	Standard Norma Norme Norma	Specification EN 14411 Group BI b–GL Especificação EN 14411 Grupo BI b–GL Spécification EN 14411 Groupe BI b–GL Hauseigene Norm EN 14411 Gruppe BI b–GL Especificación EN 14411 Grupo BI b–GL	ALELUIA Specification Especificação Spécification Hauseigene Norm Especificación	Specification EN 14411 Group BIII-GL Especificação EN 14411 Grupo BIII-GL Spécification EN 14411 Groupe BIII-GL Hauseigene Norm EN 14411 Gruppe BIII-GL Especificación EN 14411 Grupo BIII-GL	ALELUIA Specification Especificação Spécification Hauseigene Norm Especificación
<div></div> <div><b>Size Tolerance (%)</b> Tolerâncias Dimensionais (%) . Tolérances Dimensionnelles (%) Maßtoleranz (%) . Tolerancias Dimensionales (%)</div>	EN ISO 10545-2	± 0,6 Maximum Value ± 2 mm Valor Máximo ± 2 mm . Valeur Maximum ± 2 mm Maximalwert ± 2 mm . Valor Máximo ± 2 mm	± 0,4	± 0,5 Maximum Value ± 2 mm Valor Máximo ± 2 mm . Valeur Maximum ± 2 mm Maximalwert ± 2 mm . Valor Máximo ± 2 mm	In Accordance Conforme . En Conformité Konform . En Conformidad
		± 5 Maximum Value ± 0,5 mm Valor Máximo ± 0,5 mm . Valeur Maximum ± 0,5 mm Maximalwert ± 0,5 mm . Valor Máximo ± 0,5 mm	In Accordance Conforme . En Conformité Konform . En Conformidad	± 10 Maximum Value ± 0,5 mm . Valeur Maximum ± 0,5 mm Maximalwert ± 0,5 mm . Valor Máximo ± 0,5 mm	In Accordance Conforme . En Conformité Konform . En Conformidad
		± 0,5 Maximum Value ± 1,5 mm Valor Máximo ± 1,5 mm . Valeur Maximum ± 1,5 mm Maximalwert ± 1,5 mm . Valor Máximo ± 1,5 mm	± 0,3	± 0,3 Maximum Value ± 1,5 mm Valor Máximo ± 1,5 mm . Valeur Maximum ± 1,5 mm Maximalwert ± 1,5 mm . Valor Máximo ± 1,5 mm	In Accordance Conforme . En Conformité Konform . En Conformidad
		± 0,5 Maximum Value ± 2 mm Valor Máximo ± 2 mm . Valeur Maximum ± 2 mm Maximalwert ± 2 mm . Valor Máximo ± 2 mm	± 0,4	± 0,5 Maximum Value ± 2 mm Valor Máximo ± 2 mm . Valeur Maximum ± 2 mm Maximalwert ± 2 mm . Valor Máximo ± 2 mm	In Accordance Conforme . En Conformité Konform . En Conformidad
<div></div> <div><b>Orthogonality (%)</b> Ortogonalidade (%) . Orthogonalité (%) Rechtwinkeligkeit (%) . Ortogonalidad (%)</div>	EN ISO 10545-2	± 0,5 Maximum Value ± 2 mm Valor Máximo ± 2 mm . Valeur Maximum ± 2 mm Maximalwert ± 2 mm . Valor Máximo ± 2 mm	± 0,4	± 0,5 Maximum Value ± 2 mm Valor Máximo ± 2 mm . Valeur Maximum ± 2 mm Maximalwert ± 2 mm . Valor Máximo ± 2 mm	In Accordance Conforme . En Conformité Konform . En Conformidad
		± 0,5 Maximum Value ± 2 mm Valor Máximo ± 2 mm . Valeur Maximum ± 2 mm Maximalwert ± 2 mm . Valor Máximo ± 2 mm	- 0,10 / + 0,15	- 0,3 / + 0,5 Maximum Value from -1,5 mm to 2 mm Valor Máximo de -1,5 mm a 2 mm Valeur Maximum de -1,5 mm à 2 mm Maximalwert von -1,5 mm bis 2 mm Valor Máximo de -1,5 mm a 2 mm	- 0,1 / + 0,2
		± 0,5 Maximum Value ± 2 mm Valor Máximo ± 2 mm . Valeur Maximum ± 2 mm Maximalwert ± 2 mm . Valor Máximo ± 2 mm	- 0,10 / + 0,15	- 0,3 / + 0,5 Maximum Value from -1,5 mm to 2 mm Valor Máximo de -1,5 mm a 2 mm Valeur Maximum de -1,5 mm à 2 mm Maximalwert von -1,5 mm bis 2 mm Valor Máximo de -1,5 mm a 2 mm	- 0,1 / + 0,2
<div></div> <div><b>Diagonal Deflection (%)</b> Flecha à Diagonal (%) Flèche en Diagonale (%) Krümmung in der Diagonale (%) La Flecha Diagonal (%)</div>	EN ISO 10545-2	± 0,5 Maximum Value ± 2 mm Valor Máximo ± 2 mm . Valeur Maximum ± 2 mm Maximalwert ± 2 mm . Valor Máximo ± 2 mm	- 0,10 / + 0,20	± 0,5 Maximum Value ± 2 mm Valor Máximo ± 2 mm . Valeur Maximum ± 2 mm Maximalwert ± 2 mm . Valor Máximo ± 2 mm	- 0,1 / + 0,25
<div></div> <div><b>Water Absorption (%)</b> Absorção de Água (%) . Absorption d'eau (%) Wasseraufnahme (%) . Absorción de Agua (%)</div>	EN ISO 10545-3	> 0,5 e ≤ 3	≤ 3	10 a 20	15 ± 4
<div></div> <div><b>Modulus of Rupture (N / mm²)</b> Módulo de Rutura (N / mm²) . Module de Rupture (N / mm²) Bruchfestigkeit (N / mm²) . Módulo de Ruptura (N / mm²)</div>	EN ISO 10545-4	≥ 30	≥ 30	Thickness . Espessura . Épaisseur Stärke . Espesor < 7,5mm ≥ 15	Thickness . Espessura . Épaisseur Stärke . Espesor < 7,5mm ≥ 16 (4)
				Thickness . Espessura . Épaisseur Stärke . Espesor ≥ 7,5mm ≥ 12	Thickness . Espessura . Épaisseur Stärke . Espesor ≥ 7,5mm ≥ 13 (5)
<div></div> <div><b>Flexion resistance (N)</b> Resistência à flexão (N) Résistance à la flexion (N) Biegefestigkeit (N) Resistencia a la flexión (N)</div>	EN ISO 10545-4	Thickness . Espessura . Épaisseur Stärke . Espesor ≥ 7,5mm ≥ 1100	Thickness . Espessura . Épaisseur Stärke . Espesor ≥ 7,5mm ≥ 1100 (3)	Thickness . Espessura . Épaisseur Stärke . Espesor ≥ 7,5mm ≥ 600	Thickness . Espessura . Épaisseur Stärke . Espesor ≥ 7,5mm ≥ 600 (5)
		Thickness . Espessura . Épaisseur Stärke . Espesor < 7,5mm ≥ 700	Thickness . Espessura . Épaisseur Stärke . Espesor < 7,5mm ≥ 700 (4)	Thickness . Espessura . Épaisseur Stärke . Espesor < 7,5mm ≥ 200	Thickness . Espessura . Épaisseur Stärke . Espesor < 7,5mm ≥ 200 (4)
<div></div> <div><b>Thermal Shock Resistance</b> Resistência ao Choque Térmico . Résistance aux Écarts de Température . Temperaturwechselbeständigkeit . Resistencia al Choque Térmico</div>	EN ISO 10545-9	Resistant Resistente . Résistant Beständig . Resistente	Resistant Resistente . Résistant Beständig . Resistente	Resistant Resistente . Résistant Beständig . Resistente	Resistant Resistente . Résistant Beständig . Resistente
<div></div> <div><b>Crack Resistance</b> Resistência ao Fendilhamento . Résistance aux Craquere Haarissbeständigkeit . Resistencia a la Fisuración</div>	EN ISO 10545-11	Resistant Resistente . Résistant Beständig . Resistente	Resistant Resistente . Résistant Beständig . Resistente	Resistant Resistente . Résistant Beständig . Resistente	Resistant Resistente . Résistant Beständig . Resistente
<div></div> <div><b>Stain Resistance</b> Resistência às Manchas . Résistance aux Tâches Fleckenbeständigkeit . Resistencia a las Manchas</div>	EN ISO 10545-14	Minimum Class 3 Mínimo Classe 3 . Minimum Classe 3 Mindest Klasse 3 . Mínimo Clase 3	Class 4 or 5 Classe 4 ou 5 . Classe 4 ou 5 Klasse 4 or 5 . Classe 4 o 5	Minimum Class 3 Mínimo Classe 3 . Minimum Classe 3 Mindest Klasse 3 . Mínimo Clase 3	Class 4 or 5 Classe 4 ou 5 . Classe 4 ou 5 Klasse 4 or 5 . Classe 4 o 5
<div></div> <div><b>Chemical Resistance</b> Resistência Química Résistance aux Agents Chimiques Chemische Beständigkeit Resistencia Química</div>	EN ISO 10545-13	Household Detergents Detergentes Domésticos Détergents Domestiques Haushaltsreiniger Detergentes Domésticos	Class A Classe A . Classe A Klasse A . Classe A	≥ Class B ≥ Classe B . ≥ Classe B ≥ Klasse B . ≥ Klasse B	Class A Classe A . Classe A Klasse A . Classe A
		Additives for Pools Aditivos para Piscinas Additifs pour Piscines Zusatzstoffe für Schwimmbäder Aditivos para Piscinas	Class A Classe A . Classe A Klasse A . Classe A	≥ Class B ≥ Classe B . ≥ Classe B ≥ Klasse B . ≥ Klasse B	Class A Classe A . Classe A Klasse A . Classe A
		Acids Ácidos . Acides Säuren . Ácidos	Class LA (1a) Classe LA (1a) . Classe LA (1a) Klasse LA (1a) . Classe LA (1a)	(1)	Class LA (1a) Classe LA (1a) . Classe LA (1a) Klasse LA (1a) . Classe LA (1a)
		Bases Bases . Bases Laugen . Bases	Class LA (1a) Classe LA (1a) . Classe LA (1a) Klasse LA (1a) . Classe LA (1a)	(1)	Class LA (1a) Classe LA (1a) . Classe LA (1a) Klasse LA (1a) . Classe LA (1a)

TECHNICAL DATA

<div></div> <div>FLOOR TILES (B) . PAVIMENTOS (B) . CARREAUX DE SOL (B) BODENFLIESEN (B) . PAVIMENTOS (B)</div>			<div></div> <div>WALL TILES (C) . REVESTIMENTOS (C) . REVÊTEMENTS (C) WANDFLIESEN (C) . REVESTIMENTOS (C)</div>		
Features Características Caractéristiques Technische Eigenschaften Características	Standard Norma Norme Norma	Specification EN 14411 Group BI b–GL Especificação EN 14411 Grupo BI b–GL Spécification EN 14411 Groupe BI b–GL Hauseigene Norm EN 14411 Gruppe BI b–GL Especificación EN 14411 Grupo BI b–GL	ALELUIA Specification Especificação Spécification Hauseigene Norm Especificación	Specification EN 14411 Group BIII-GL Especificação EN 14411 Grupo BIII-GL Spécification EN 14411 Groupe BIII-GL Hauseigene Norm EN 14411 Gruppe BIII-GL Especificación EN 14411 Grupo BIII-GL	ALELUIA Specification Especificação Spécification Hauseigene Norm Especificación
 <b>Resistance to Abrasion</b> Resistência à Abrasão . Résistance à l'Abrasion Abriebfestigkeit . Resistencia a la Abrasión	EN ISO 10545-7	I to V I a V . I a V I bis V . I a V	I to V (2) I a V (2) . I a V (2) I bis V (2) . I a V (2)	-	-
 <b>Frost Resistance</b> Resistência ao Gelo . Résistance au Gel Frostbeständigkeit . Resistencia al Hielo	EN ISO 10545-12	Resistant Resistente . Résistant Beständig . Resistente	Resistant Resistente . Résistant Beständig . Resistente	-	- (6)
 <b>Resistance to Slipping</b> Resistência ao Escorregamento Résistance au Glissement Rutschhemmung Resistencia al Deslizamiento	DIN 51130	Test Available Ensaio Disponível Essai Disponible Testbericht Verfügbar Ensayo Disponible	Product to Product Produto a Produto Produit a Produit Je nach Produkt Producto a Producto	-	-
 <b>Resistance to Slipping</b> Resistência ao Escorregamento Résistance au Glissement Rutschhemmung Resistencia al Deslizamiento	DIN 51097	Test Available Ensaio Disponível Essai Disponible Testbericht Verfügbar Ensayo Disponible	Product to Product Produto a Produto Produit a Produit Je nach Produkt Producto a Producto	-	-
 <b>Resistance to Slipping</b> Resistência ao Escorregamento Résistance au Glissement Rutschhemmung Resistencia al Deslizamiento	UNE 41901 EX	Test Available Ensaio Disponível Essai Disponible Testbericht Verfügbar Ensayo Disponible	Product to Product Produto a Produto Produit a Produit Je nach Produkt Producto a Producto	-	-

(B) Single Fired White Body Glazed Floor Tiles - EN14411 - Group BI b-GL (1st choice)

(C) Single Fired White Body Wall Tiles EN 14411 - Group BIII-GL (1st choice) - Applicable to edges ≥ 15 cm

(1) To be indicated by the producer – Product by Product

(1a) Acids and bases (low concentration)

(2) Depending on glass / colour

(3) Formats: 20x20; 33.3x33.3; 45x45 cm

(4) Format: 20x20 cm

(5) Formats: 6.5x13; 6.7x14; 10x10; 13x13; 14x14; 13.5x15; 15x15; 8.6x26.2; 20x40; 20x50; 25X40; 26.7x41.6; 30x60; 30x90 cm

(6) Not applicable on wall tiles for interiors.

(B) Pavimentos Cerâmicos de Pasta Branca Monocozedura - EN14411 - Grupo BI b-GL (1ª escolha)

(C) Revestimentos Cerâmicos de Pasta Branca Porosa - EN 14411 - Grupo BIII-GL (1ª escolha) - Aplicável a arestas ≥ 15 cm

(1) A indicar pelo produtor - Produto a Produto

(1a) Ácidos e Bases (baixa concentração)

(2) Consoante o vidro / cor

(3) Formatos: 20x20; 33.3x33.3; 45x45 cm

(4) Formato: 20x20 cm

(5) Formatos: 6.5x13; 6.7x14; 10x10; 13x13; 14x14; 13.5x15; 15x15; 8.6x26.2; 20x40; 20x50; 25X40; 26.7x41.6; 30x60; 30x90 cm

(6) Não aplicável ao revestimento para interiores.

(B) Carreaux Céramiques de Pâte Blanche Vitrifié en accord avec la EN 14411 - Groupe BI b-GL (1er choix)

(C) Revêtement Céramique en Pâte Blanche Classifié en accord avec la EN 14411 - Groupe BIII-GL (1er choix) - Applicable à des côtés ≥ 15 cm

(1) A indiquer par le Producteur- Produit par Produit

(1a) Acides et Bases (Faible concentration)

(2) Selon le verre / la couleur

(3) Formats: 20x20; 33.3x33.3; 45x45 cm

(4) Format: 20x20 cm

(5) Formats: 6.5x13; 6.7x14; 10x10; 13x13; 14x14; 13.5x15; 15x15; 8.6x26.2; 20x40; 20x50; 25X40; 26.7x41.6; 30x60; 30x90 cm

(6) Ne s'applique pas aux revêtements pour l'intérieur.

(B) Keramische Fliesen aus weißen Scherben glasiert entsprechend EN14411 – Gruppe BI b-GL (1.Wahl)

(C) Keramische Wandfliesen aus weißen Scherben entsprechend EN14411 – Gruppe BIII-GL (1.Wahl) - Anwendbar auf Kanten ≥ 15 cm

(1) Wie vom Hersteller produktbezogen anzugeben

(1a) Säuren und Laugen (Niedrige Konzentration)

(2) Je nach Glas / Farbe

(3) Formate: 20x20; 33.3x33.3; 45x45 cm

(4) Formate: 20x20 cm

(5) Formate: 6.5x13; 6.7x14; 10x10; 13x13; 14x14; 13.5x15; 15x15; 8.6x26.2; 20x40; 20x50; 25X40; 26.7x41.6; 30x60; 30x90 cm

(6) Nicht anwendbar auf Beschichtung für Innerräume.

(B) Pavimentos Cerâmicos de Pasta Blanca en monocosedura – EN14411 – Grupo BI b-GL (1ª Calidad)

(C) Revestimientos Cerâmicos de Pasta Blanca Porosa - EN14441 – Grupo BIII-GL (1ª calidad) - Aplicable a bordes ≥ 15 cm

(1) A especificar por el fabricante – Producto a Producto

(1a) Ácidos y bases (baja concentración)

(2) Dependiendo del vidrio / color

(3) Formatos: 20x20; 33.3x33.3; 45x45 cm

(4) Formato: 20x20 cm

(5) Formatos: 6.5x13; 6.7x14; 10x10; 13x13; 14x14; 13.5x15; 15x15; 8.6x26.2; 20x40; 20x50; 25X40; 26.7x41.6; 30x60; 30x90 cm

(6) No aplicable a los revestimientos interiores.



SLIP RESISTANCE

In areas where there is risk of slipping, the application of ALELUIA CERÁMICAS series anti-slip material with structured surfaces significantly reduces the risk. The indicators used for slip measurement are briefly described below:

R – The tilt angle reached during the slip resistance test. Classification according to DIN 51130.

A, B, C – Indicators of slip resistance in wet areas where people walk barefoot (C= maximum slip foreseen). Classification according to DIN 51097.

1, 2, 3 – Classification of the slip resistance value (RH) according to the Pendulum Method. Classification according to UNE 41901 EX.

Dort wo Ausrutschgfhahr besteht, reduziert das Auftragen von Antirutschmittel der Serie ALELUIA CERÁMICAS auf Strukturoberflächen bedeutend das Risiko. Die benutzte Indikatoren der Rutschmessung sind unten kurz beschrieben:

R – Neigungswinkel während des Tests für die Auslaufbeständigkeit. Klassifizierung gemäss der Norm DIN 51130.

A, B, C – Beständigkeitsindikatoren für das Ausrutschen in nassfeuchten Abschnitten, in denen barfuss gegangen wird (C= Höchstwert für eingeplantes Ausrutschen). Klassifizierung gemäss der Norm DIN 51097.

1, 2, 3 – Klassifizierung für den Wert der Ausrutschbeständigkeit (RH) gemäss der Pendelmethode. Klassifizierung nach der Norm UNE 41901 EX.

Em zonas de risco de escorregamento, a aplicação de material antiderrapante das séries ALELUIA CERÁMICAS com superfícies estruturadas reduzem significativamente o risco. De seguida apresentamos sumariamente os indicadores usados na medida do escorregamento:

R – O ângulo de inclinação atingido durante o teste de resistência ao escorregamento. Classificação segundo a norma DIN 51130.

A, B, C – Indicadores de resistência ao escorregamento em zonas molhadas onde se ande descalço (C= máximo de escorregamento previsto). Classificação segundo a norma DIN 51097.

1, 2, 3 – Classificação do valor da resistência ao deslizamento (RH) segundo o Método do Pêndulo. Classificação segundo a norma UNE 41901 EX.

En las zonas de riesgo de deslizamiento, la aplicación de material antideslizante de las series ALELUIA CERÁMICAS con superficies estructuradas reduce significativamente el riesgo. A continuación presentamos sumariamente los indicadores usados en la medida del deslizamiento:

R – El ángulo de inclinación alcanzado durante la prueba de resistencia al deslizamiento. Clasificación según la norma DIN 51130.

A, B, C – Indicadores de resistencia al deslizamiento en zonas húmedas donde se camina descalzo (C= máximo de deslizamiento establecido). Clasificación según la norma DIN 51097.

1, 2, 3 – Clasificación del valor de la resistencia al deslizamiento (RH) según el método del péndulo. Clasificación según la norma UNE 41901 EX.

Dans les zones où il y a le risque de glissement, l'application du matériel antidérapant des séries ALELUIA CERÁMICAS avec des surfaces structurées réduit substantiellement le risque. Ensuite on présente brièvement les indicateurs utilisés dans la mesure du glissement:

R – L'angle d'inclinaison atteint pendant le teste de résistance au glissement. Classification selon la norme DIN 51130.

A, B, C – Indicateurs de la résistance au glissement dans les zones mouillées où les personnes se déplacent aux pieds nus (C= glissement maximal prévu). Classification selon la norme DIN 51097.

1, 2, 3 – Classification de la valeur de la résistance au glissement (RH) selon la Méthode du pendule. Classification selon la norme UNE 41901 EX.

DIN 51097 - INDICATORS OF SLIP RESISTANCE IN WET AREAS WHERE PEOPLE WALK BAREFOOT INDICADORES DE RESISTÊNCIA AO ESCORREGAMENTO EM ZONAS MOLHADAS ONDE SE ANDE DESCALÇO . INDICATEURS DE RÉSISTANCE AU GLISSEMENT DANS LES ZONES MOUILLÉES OU LES PERSONNES SE DÉPLACENT AUX PIEDS NUS . ESTÄNDIGKEITSINDIKATOREN BEZÜGLICH AUSRUTSCHEN IN FEUCHTNASSEN ABSCHNITTEN, IN DENEN BARFUSS GEGANGEN WIRD INDICADORES DE RESISTENCIA AL DESLIZAMIENTO EN ZONAS HÚMEDAS DONDE SE CAMINA DESCALZO			
Tilt Angle Ângulo de Inclinação . Angle d'inclinaison Neigungswinkel . Ángulo de Inclinação	≥12°	≥18°	≥24°
Class Classe . Classe Klasse . Clase	A	A+B	A+B+C

Anti-slip floors are advantageous for all the areas where people walk barefoot and there is risk of slipping. Thus:

Category A:  
Anti-slip performance (≥12)  
- Areas where people walk barefoot (considerably dry)  
- Dressing for individual and group

Category A+B:  
Anti-slip performance (≥18)  
- Bathrooms  
- Areas surrounding swimming pools  
- Bottom of shallow swimming pools  
- Children's swimming pools

Category A+B+C:  
Anti-slip performance (≥24)  
- Crossing area in swimming pools  
Tilted edges of swimming pools

Os pavimentos antiderrapantes são vantajosos para todas as áreas onde se ande descalço e haja perigo de escorregamento. Sendo assim:

Categoria A:  
Desempenho do antiderrapante (≥12°)  
- Zonas onde se anda descalço (consideravelmente secos)  
- Vestiários individuais e de grupo

Categoria A+B:  
Desempenho do antiderrapante (≥18°)  
- Casas de banho  
- Áreas circundantes de piscinas  
- Fundo de piscinas pouco profundas  
- Piscinas de crianças

Categoria A+B+C:  
Desempenho do antiderrapante (≥24°)  
- Zona de passagem em piscinas  
- Limites inclinados de piscinas

Les sols antidérapants sont plus appropriés pour les zones où les personnes se déplacent aux pieds nus ou où il y a le danger de glissement. Donc:

Catégorie A:  
Performance de l'antidérapant (≥12°)  
- Zones où les personnes se déplacent aux pieds nus (considérablement secs)  
- Vestiaires individuels ou de groupe

Catégorie A+B:  
Performance de l'antidérapant (≥18°)  
- Salles de bains  
- Zones entourant les piscines  
- Fond des piscines peu profondes  
- Piscines pour les enfants

Catégorie A+B+C:  
Performance de l'antidérapant (≥24°)  
- Zone de passage des piscines  
- Limites inclinés des piscines

DIN 51130 - SLIP RESISTANCE RESISTÊNCIA AO ESCORREGAMENTO . RÉSISTANCE AU GLISSEMENT . RUTSCHHEMMUNG . RESISTENCIA AL DESLIZAMIENTO				
Tilt Angle Ângulo de Inclinação . Angle d'inclinaison Neigungswinkel . Ángulo de Inclinação	>6,1°-10°	>10°-19°	>19°-27°	>27°-35°
Static Friction Atrito Estático . Frottement Statique Statische Reibung . Fricción Estática	Low Baixo . Bas Niedrige . Bajo	Normal Normal . Normal Normale . Normal	Greater Maior . Majeur Grössere . Mayor	High Elevado . Élevé Erhöhte . Alta
Class Classe . Classe Klasse . clase	R9	R10	R11	R12

Beständigkeitsangaben für Ausrutschen an nassen Durchgangsstellen, auf denen barfuss gegangen wird:

Kategorie A:  
Leistung des Antirutschmittels (≥12°)  
- Bereiche, in denen barfuss gegangen wird (verhältnismässig trocken)  
- Einzel- und Gruppenumkleiden

Kategorie A+B:  
Leistung des Antirutschmittels (≥18°)  
- Toiletten  
- an die Schwimmbäder angrenzende Umgebungsflächen  
- Tiefe bei wenig tiefen Schwimmbäder  
- Kinderbecken

Kategorie A+B+C:  
Leistung des Antirutschmittels (≥24°)  
- Durchgangsbereiche in Schwimmbädern  
- Neigungsbegrenzung von Schwimmbädern

Los pavimentos antideslizantes son ventajosos para todas las áreas donde se camina descalzo y existe el peligro de deslizamiento. Por lo tanto:

Categoría A:  
El desempeño del antideslizante (≥12°)  
-Zona donde se camina descalzo (considerablemente seco)  
-Vestuarios individuales y de grupo

Categoría A+B:  
El desempeño del antideslizante (≥18°)  
-Cuartos de baño  
-Áreas alrededor de piscinas  
-Fondo de piscinas poco profundas  
-Piscinas de niños

Categoría A+B+C:  
El desempeño del antideslizante (≥24°)  
-Zona de paso en piscinas  
-Límites de inclinación de piscinas





UNE 41901 EX - PENDULUM METHOD			
MÉTODO DO PÊNDULO . MÉTHODE DU PENDULE . PENDELMETHODE . MÉTODO DEL PÉNDULO			
Resistance to Slip RD (Read Value) Resistência ao Deslizamento RD (Valor Lido) Résistance au glissement RD (Valeur Lue) Ausrutschbeständigkeit RD (Gelesener Wert) Resistencia al Deslizamiento RD (Valor Lido)	15< RD ≤ 35	35< RD ≤ 45	RD > 45
Application Aplicação Application Anwendung Aplicación	Considerably dry internal areas. Zonas interiores consideravelmente secas. Zones à l'intérieur considérablement sèches. Relativ trockene Bereiche. Zonas interiores muy secas.	Wet internal areas. Zonas interiores húmidas. Zones humides à l'intérieur. Feuchte Innenbereiche. Zonas interiores húmedas.	Industrial areas where there are oils and lubricants and external areas of swimming pools. Zonas industriais onde existam gorduras e lubrificantes e zonas externas de piscinas. Zones industrielles où il y a des graisses et des lubrifiants et zones extérieures des piscines. Industriebereiche, in denen es Fette und Schmiermittel gibt und Schwimmbadaussenbereiche. Zonas industriales donde hay grasas y lubricantes y zonas exteriores de piscinas.
Class Classe . Classe Klasse . Clase	1	2	3

Determines the slip resistance coefficients of the pendulum tipping over the surface to be tested, and evaluated according to UNE 41901 EX.

The classification of floor tiles derives from the sliding resistance value, which determines their class and, hence, position. This test is always conducted in both directions of the ceramic tile.

Determina os coeficientes de resistência ao deslizamento do pêndulo em basculamento sobre a superfície a testar. É avaliado segundo a norma UNE 41901 EX.

A classificação do pavimento resulta do valor da resistência ao deslizamento, que determina a classe do mesmo e assim a sua localização. Este teste é feito sempre nos dois sentidos da peça cerâmica.

Détermine les coefficients de résistance au glissement du pendule en basculement sur la surface à tester et il est évalué selon la norme UNE 41901 EX.

La classification du sol résulte de la valeur de la résistance au glissement, qui détermine la classe du sol et donc sa localisation. Ce teste est effectué toujours dans les deux directions de la pièce céramique.

Legt die Beständigkeitskoeffizienten beim Ausrutschen des über der Testfläche hin und her schwingenden Pendels fest. Die Bewertung erfolgt nach der Norm UNE 41901 EX.





Die Klassifizierung des Bodens folgt nach dem Beständigkeitswert für Ausrutschen. Dieser Wert legt die Klasse fest und die Stelle. Der Test erfolgt stets in den beiden Richtungen des Keramikteils.

Determina los coeficientes de resistencia al deslizamiento del péndulo en inclinación sobre la superficie a ensayar. Se evalúa según la norma UNE 41901 EX.

La clasificación del pavimento resulta del valor de resistencia al deslizamiento, que determina la clase y su localización. Esta prueba se hace siempre en las dos vías de la pieza cerámica.

BS 7976 - PENDULUM METHOD	
MÉTODO DO PÊNDULO . MÉTHODE DU PENDULE . PENDELMETHODE . MÉTODO DEL PÉNDULO	
PTV Pendulum Test Value	Slip Potential Risk . Risco . Risque . Risiko . Riesgo
0-24	High potential for slipping. Elevado potencial de escorregamento. / Fort potentiel de glissement. / Erhöhtes Rutschrisiko. / Alto potencial de deslizamiento.
25-35	Moderate potential for slipping. Potencial de escorregamento moderado. / Potentiel de glissement modéré. / Mäßiges Rutschrisiko. / Potencial de deslizamiento moderado.
≥ 36	Low potential for slipping. Baixo potencial de escorregamento. / Bas potentiel de glissement. / Niedriges Rutschrisiko. / Potencial de deslizamiento bajo.

AS 4586 - WET PENDULUM TEST		
MÉTODO DO PÊNDULO . MÉTHODE DU PENDULE . PENDELMETHODE . MÉTODO DEL PÉNDULO		
Class Classe . Classe Klasse . Clase	Pendulum SRV (Slider 96)	Slip Potential Risk . Risco . Risque . Risiko . Riesgo
P5	> 54	Low potential for slipping. Baixo potencial de escorregamento. / Bas potentiel de glissement. / Niedriges Rutschrisiko. / Potencial de deslizamiento bajo.
P4	45-54	Low potential for slipping. Baixo potencial de escorregamento. / Bas potentiel de glissement. / Niedriges Rutschrisiko. / Potencial de deslizamiento bajo.
P3	35-44	Low potential for slipping. Baixo potencial de escorregamento. / Bas potentiel de glissement. / Niedriges Rutschrisiko. / Potencial de deslizamiento bajo.
P2	25-34	Moderate potential for slipping. Potencial de escorregamento moderado. / Potentiel de glissement modéré. / Mäßiges Rutschrisiko. / Potencial de deslizamiento moderado.
P1	12-24	High potential for slipping. Elevado potencial de escorregamento. / Fort potentiel de glissement. / Erhöhtes Rutschrisiko. / Alto potencial de deslizamiento.
P0	<12	High potential for slipping. Elevado potencial de escorregamento. / Fort potentiel de glissement. / Erhöhtes Rutschrisiko. / Alto potencial de deslizamiento.

RUN-OFF VOLUME			
VOLUME DE ESCOAMENTO . VOLUME D'ÉCOULEMENT . ABFLUSSMENGE . CAUDAL VOLUMÉTRICO			
			
	cm³ / dm² 4	cm³ / dm² 6	cm³ / dm² 8
Class Classe . Classe Klasse . Clase	V4	V6	V8
			
Crossing Area Superficie de Passagem / Surface de Passage / Durchgangsoberfläche / Superficie de Pasaje			
Collecting Area Espaço de Recolha / Espace de Recueil / Sammelraum / Espacio de Recogida			
Drainage Level Nível de Drenagem / Niveau de Drainage / Dränagehöhe / Nivel de Drenaje			
V4 4cm³ / dm²      V6 6cm³ / dm² V8 8cm³ / dm²      V10 10cm³ / dm²			







SLIP RESISTANCE

Page	Series Série . Série Serie. Serie	Finish Acabamento . Finition Oberflächen . Acabado	DIN 51130		DIN 51097		UNE 41901 EX (TRL)	BS 7976 (PTV 4S)
68	ALPE	Matte	R9				Class 1	
76	AVENUE	Natural	R9				Class 1	
12	BACKSTAGE	Natural	R10				Class 2	PTV ≥ 36
		Anti-Slip	R11		A+B+C		Class 3	PTV ≥ 36
214	BALANCE	Natural	R10		A+B		Class 1	PTV ≥ 36
112	BOSCO	Natural	R9 (20x120 ret.)	R10	A (20x120 ret.)		Class 1 (20x120 ret.)	
		Anti-Slip	R11		A+B	A+B+C (20x120 ret.)	Class 3 (20x120 ret.)	PTV ≥ 36
30	BOULEVARD	Natural	R9		A		Class 1	
		Anti-Slip	R11		A+B		Class 2	PTV ≥ 36
240	CALÇADA	Matte	R10				Class 1	
126	CASTLE	Natural	R10		A		Class 2	
38	CONCRETE	Natural	R10				Class 1	
244	DANDY	Natural	R10		A			
134	DECK	Natural	R11		A+B+C			
294	DETROIT	CI	R10		A		Class 2	PTV ≥ 36
348	ESSENCE	Natural	R10		A	A+B (Branco)	Class 1	
358	FEEL	Natural	R9				Class 1	
		CI	R10		A+B		Class 2	PTV ≥ 36
96	FOCUS	Anti-Slip	R11				Class 2	PTV ≥ 36
232	GRANIT	Anti-Slip	R11		A+B+C		Class 3	PTV ≥ 36
450	INDUSTRIAL	Natural	R9				Class 1	
		CI	R10		A		Class 2	PTV ≥ 36
		Anti-Slip	R11		A+B		Class 3	PTV ≥ 36
		Textured CI	R12		A+B		Class 3	PTV ≥ 36
		Drainage Textured	R12-V6		A+B+C		Class 3	PTV ≥ 36
456	KERABRAILLE	CI	R10-V10		A		Class 2	PTV ≥ 36
20	KOMPACT	Natural	R9				Class 1	
		Anti-Slip	R11				Class 2	PTV ≥ 36
120	LUMBER	Natural	R9		A		Class 1	
		Anti-Slip	R11		A+B		Class 2	PTV ≥ 36
140	MUSE	Natural	R10		A+B		Class 1	PTV ≥ 36
196	MUSTANG SLATE	Natural	R10		A+B		Class 1	
152	NATURA KALACATA	Natural	R10				Class 2	
158	NATURA TRAVERTINO	Natural	R10				Class 2	
106	NOBLE	Natural	R9		A		Class 1	
		Anti-Slip	R11		A+B		Class 2	PTV ≥ 36
100	OSLO	Natural	R9		A		Class 1	
		Anti-Slip	R11		A+B		Class 2	PTV ≥ 36
176	PIAZEN	Natural	R10		A+B		Class 1	PTV ≥ 36
		Bush-Hammered	R11		A+B+C			
		Matte	R10		A		Class 1	
162	STONE AGE	Natural	R10		A+B		Class 2	PTV ≥ 36
		Anti-Slip	R11					
52	STUDIO	Matte	R10		A			
444	TECHNICAL	Natural	R9				Class 1	
		CI	R10		A		Class 2	PTV ≥ 36
		Anti-Slip	R11		A+B		Class 3	PTV ≥ 36
332	TERRA 1.4	Anti-Slip	R11		A+B		Class 3	
320	TOUCH	Matte	R10					
204	URBAN STONE	Natural	R10		A		Class 1	PTV ≥ 36
		Anti-Slip	R11		A+B+C		Class 3	PTV ≥ 36
68	VALLE	Natural	R9				Class 1	



Page	Series Série . Série Serie. Serie	Type of Product Tipologia de Produto . Type de Produit Produkttyp . Tipo de Producto	Sizes Formatos . Formats Format . Formatos	Finish Acabamento . Finition Oberflächen . Acabado	Colour / Ref Cor/Ref . Couleur/Ref Farbe/Ref . Color/Ref	
30	BOULEVARD	Porcelain Tiles	30x60x0.85 cm	Natural	Light P3080	WallIPEC3C2
					Greige P3081	WallIPEC3C2
					Grey P3082	WallIPEC3C2
					Dark P3083	WallIPEC3C2
20	KOMPACT	Porcelain Tiles	29.5x59.2x0.85 cm ret.	Natural	White CP62R	WallIPEC3C2
					90 CP63R	WallIPEC3C2
					Taupe CP64R	WallIPEC3C2
					Grey CP65R	WallIPEC3C2
			30x60x0.85 cm	Natural	White CP62	WallIPEC3C2
					Beige CP63	WallIPEC3C2
					Taupe CP64	WallIPEC3C2
					Grey CP65	WallIPEC3C2
84	KREA	Porcelain Tiles	29.5x59.2x0.85 cm ret.	Natural	Beige P3000R	WallIPEC3C2
					Camel P3001R	WallIPEC3C2
					Grey P3002R	WallIPEC3C2
					White P3009R	WallIPEC3C2
			30x60x0.85 cm	Natural	Beige P3000	WallIPEC3C2
					Camel P3001	WallIPEC3C2
					Grey P3002	WallIPEC3C2
					White P3009	WallIPEC3C2
			29.5x59.2x0.85 cm ret.	Natural	Light Grey P3040R	WallIPEC3C2
					Dark Grey P3041R	WallIPEC3C2
					White P3043R	WallIPEC3C2
					Beige P3044R	WallIPEC3C2
196	MUSTANG SLATE	Porcelain Tiles	30x60x0.85 cm	Natural	Light Grey P3040	WallIPEC3C2
					Dark Grey P3041	WallIPEC3C2
					White P3043	WallIPEC3C2
					Beige P3044	WallIPEC3C2
204	URBAN STONE	Porcelain Tiles	30x60x0.85 cm	Natural	Greige P3091	WallIPEC3C2
					Grey P3092	WallIPEC3C2


Page	Series Série . Série Serie. Serie	Type of Product Tipologia de Produto . Type de Produit Produkttyp . Tipo de Producto	Sizes Formatos . Formats Format . Formatos	Finish Acabamento . Finition Oberflächen . Acabado	Colour / Ref Cor/Ref . Couleur/Ref Farbe/Ref . Color/Ref	
68	ALPE	Glazed Floor Tiles	45x45x0.85 cm	Matte	White C450	U3 P3 E3 C2
					Grey C451	U3 P3 E3 C2
			33.3x33.3x0.75 cm	Matte	Anthracite C452	U2S P3 E3 C2
					White C320	U3 P3 E3 C2
12	BACKSTAGE	Porcelain Tiles	60x60x1 cm	Natural	Grey C321	U3 P3 E3 C2
					Anthracite C322	U2S P3 E3 C2
					White P6120	U4 P4 E3 C2
					Grey P6121	U4 P4 E3 C2
					Dark Grey P6122	U3 P3 E3 C2
					Green P6123	U3 P3 E3 C2
					Blue P6124	U3 P3 E3 C2
					Beige P6091	U4 P4 E3 C2
214	BALANCE	Porcelain Tiles	60x60x1 cm	Natural	Silver P6092	U4 P4 E3 C2
					Grey P6093	U4 P4 E3 C2
					Ceppo di Gre P6094	U4 P4 E3 C2
					Beige PE011	U4 P4 E3 C2
			45x45x0.85 cm	Natural	Silver PE012	U4 P4 E3 C2
					Grey PE013	U4 P4 E3 C2
					Light P6095	U4 P4 E3 C2
					Greige P6096	U4 P4 E3 C2
			60x60x1 cm	Natural	Grey P6097	U4 P4 E3 C2
					Dark P6098	U4 P4 E3 C2
					Light PE020	U4 P4 E3 C2
					Greige PE021	U4 P4 E3 C2
30	BOULEVARD	Porcelain Tiles	45x45x0.85 cm	Natural	Grey PE022	U4 P4 E3 C2
					Dark PE023	U4 P4 E3 C2
					Light P3080	U4 P3 E3 C2
					Greige P3081	U4 P3 E3 C2
			30x60x0.85 cm	Natural	Grey P3082	U4 P3 E3 C2
					Dark P3083	U4 P3 E3 C2
					Branco PH21	U3 P3 E3 C1
					Cinza Claro 7020	U4 P4 E3 C2
348	ESSENCE	Extruded Porcelain Tiles	59.2x59.2x1 cm ret.	Natural	Negro 7032	U4 P4 E3 C2
					Form Cinza Claro 7320	U4 P4 E3 C2
					Form Negro 7332	U4 P4 E3 C2
					Cinza Claro 7020	U4 P4 E3 C2
			29.5x59.2x1 cm ret.	Natural	Negro 7032	U4 P4 E3 C2
					Form Cinza Claro 7320	U4 P4 E3 C2
					Form Negro 7332	U4 P4 E3 C2
					Beige C400	U3 P3 E3 C2
			45x45x0.85 cm	Natural	Grey C402	U2S P3 E3 C2
					Pérola 1014	U4 P4S E3 C2
					Cinza Claro 1020	U4 P4S E3 C2
					Pérola 1014	U4 P4+ E3 C2
96	FOCUS	Glazed Floor Tiles	29.5x29.5x1.4 cm ret.	Natural	Cinza Claro 1020	U4 P4+ E3 C2
					Pérola 1014	U4 P4+ E3 C2
					Cinza Claro 1020	U4 P4+ E3 C2
					Pérola 1914	U4 P4+ E3 C2
			29.5x29.5x1.2 cm ret.	Natural	Cinza Claro 1920	U4 P4+ E3 C2
					Pérola 1014	U4 P4+ E3 C2
					Cinza Claro 1020	U4 P4+ E3 C2
					20x20x1.2 cm	Drainage Textured
			59.2x59.2x1 cm ret.	Natural	White PT84R	U3 P3 E3 C2
					Beige PT85R	U3 P3 E3 C2
					Taupe PT86R	U2S P3 E3 C2
					Grey PT87R	U2S P3 E3 C2
20	KOMPACT	Porcelain Tiles	60x60x1 cm	Natural	White PT84	U3 P3 E3 C2
					Beige PT85	U3 P3 E3 C2
					Taupe PT86	U2S P3 E3 C2
					Grey PT87	U2S P3 E3 C2
					White PT84	U3 P3 E3 C2
					Beige PT85	U3 P3 E3 C2
					Taupe PT86	U2S P3 E3 C2
					Grey PT87	U2S P3 E3 C2



UPEC CERTIFICATION

Page	Series Série . Série Serie. Serie	Type of Product Tipologia de Produto . Type de Produit Produkttyp . Tipo de Producto	Sizes Formatos . Formats Format . Formatos	Finish Acabamento . Finition Oberflächen . Acabado	Colour / Ref Cor/Ref . Couleur/Ref Farbe/Ref . Color/Ref	
20	KOMPACT	Porcelain Tiles	29.5x59.2x0.85 cm ret.	Natural	White CP62R	U3 P3 E3 C2
					Beige CP63R	U3 P3 E3 C2
					Taupe CP64R	U2S P3 E3 C2
					Grey CP65R	U2S P3 E3 C2
			30x60x0.85 cm	Natural	White CP62	U3 P3 E3 C2
					Beige CP63	U3 P3 E3 C2
					Taupe CP64	U2S P3 E3 C2
					Grey CP65	U2S P3 E3 C2
			59.2x59.2x1 cm ret.	Natural	White P6009R	U3 P3 E3 C2
					Beige P6010R	U3 P3 E3 C2
					Camel P6011R	U2S P3 E3 C2
					Grey P6012R	U2S P3 E3 C2
84	KREA	Porcelain Tiles	60x60x1 cm	Natural	White P6009	U3 P3 E3 C2
					Beige P6010	U3 P3 E3 C2
					Camel P6011	U2S P3 E3 C2
					Grey P6012	U2S P3 E3 C2
			29.5x59.2x0.85 cm ret.	Natural	Beige P3000R	U3 P3 E3 C2
					Camel P3001R	U2S P3 E3 C2
					Grey P3002R	U2S P3 E3 C2
					White P3009R	U3 P3 E3 C2
			30x60x0.85 cm	Natural	Beige P3000	U3 P3 E3 C2
					Camel P3001	U2S P3 E3 C2
					Grey P3002	U2S P3 E3 C2
					White P3009	U3 P3 E3 C2
		Glazed Floor Tiles	45x45x0.85 cm	Matte	White C415	U3 P3 E3 C2
					Beige C416	U3 P3 E3 C2
					Camel C417	U2S P3 E3 C2
					Grey C418	U2S P3 E3 C2
140	MUSE	Porcelain Tiles	60x60x1 cm	Natural	White P6110	U3 P3 E3 C2
				Satin	Ivory P6111	U3 P3 E3 C2
					White P6114	U3 P3 E3 C2
					Ivory P6115	U3 P3 E3 C2
			59.2x59.2x1 cm ret.	Natural	Light Grey P6060R	U2S P3 E3 C2
					Dark Grey P6061R	U2S P3 E3 C2
					White P6063R	U3 P3 E3 C2
					Beige P6064R	U3 P3 E3 C2
			60x60x1 cm	Natural	Light Grey P6060	U2S P3 E3 C2
					Dark Grey P6061	U2S P3 E3 C2
					White P6063	U3 P3 E3 C2
					Beige P6064	U3 P3 E3 C2
196	MUSTANG SLATE	Porcelain Tiles	29.5x59.2x0.85 cm ret.	Natural	Light Grey P3040R	U2S P3 E3 C2
					Dark Grey P3041R	U2S P3 E3 C2
					White P3043R	U3 P3 E3 C2
					Beige P3044R	U3 P3 E3 C2
			30x60x0.85 cm	Natural	Light Grey P3040	U2S P3 E3 C2
					Dark Grey P3041	U2S P3 E3 C2
					White P3043	U3 P3 E3 C2
					Beige P3044	U3 P3 E3 C2
			45x45x0.85 cm	Matte	Kalacata C430	U3 P3 E3 C2
					Kalacata Grey C431	U3 P3 E3 C2
					Travertino Noz C432	U2S P3 E3 C2
					Travertino Creme C433	U3 P3 E3 C2

UPEC CERTIFICATION

Page	Series Série . Série Serie. Serie	Type of Product Tipologia de Produto . Type de Produit Produkttyp . Tipo de Producto	Sizes Formatos . Formats Format . Formatos	Finish Acabamento . Finition Oberflächen . Acabado	Colour / Ref Cor/Ref . Couleur/Ref Farbe/Ref . Color/Ref	
190	ROCK	Glazed Floor Tiles	45x45x0.85 cm	Matte	Sand C421	U3 P3 E3 C2
					Moonlight C422	U3 P3 E3 C2
					Shell C423	U3 P3 E3 C2
					White C460	U3 P3 E3 C2
					Beige C461	U3 P3 E3 C2
					Grey C462	U3 P3 E3 C2
					Anthracite C463	U2S P3 E3 C2
					Pérola 1014	U4 P3 E3 C2
					Cinza Claro 1020	U4 P3 E3 C2
					Cinza Escuro 1025	U4 P3 E3 C2
					Preto 1030	U4 P3 E3 C2
					Negro 1032	U4 P3 E3 C2
52	STUDIO	Glazed Floor Tiles	45x45x0.85 cm	Matte	Pérola K4001R	U4 P3 E3 C2
					Cinza Claro K4002R	U4 P3 E3 C2
					Cinza Escuro K4003R	U4 P3 E3 C2
					Preto K4004R	U4 P3 E3 C2
					Negro K4005R	U4 P3 E3 C2
					Pérola K4006R	U4 P3 E3 C2
					Cinza Claro K4007R	U4 P3 E3 C2
					Cinza Escuro K4008R	U4 P3 E3 C2
					Preto K4009R	U4 P3 E3 C2
					Negro K4010R	U4 P3 E3 C2
					Pérola 1014	U4 P3 E3 C2
					Cinza Claro 1020	U4 P3 E3 C2
			59.2x59.2x0.8 cm ret.	Natural	Cinza Escuro 1025	U4 P3 E3 C2
					Preto 1030	U4 P3 E3 C2
					Negro 1032	U4 P3 E3 C2
					Pérola 1014	U4 P3 E3 C2
					Cinza Claro 1020	U4 P3 E3 C2
					Cinza Escuro 1025	U4 P3 E3 C2
					Preto 1030	U4 P3 E3 C2
					Negro 1032	U4 P3 E3 C2
					Bege 1035	U4 P4 E3 C2
					Verde Sage K3018R	U4 P4 E3 C2
					Azul Nórdico K3019R	U4 P4 E3 C2
					Terracota K3020R	U4 P4 E3 C2
444	TECHNICAL (KERATEC)	Extruded Porcelain Tiles	29.5x59.2x0.8 cm ret.	Natural	Verde Sage K3021R	U4 P4 E3 C2
					Azul Nórdico K3022R	U4 P4 E3 C2
					Terracota K3023R	U4 P4 E3 C2
					Pérola 1014CI	U4 P3 E3 C2
					Cinza Claro 1020CI	U4 P3 E3 C2
					Preto 1030CI	U4 P3 E3 C2
					White C445	U3 P3 E3 C2
					Beige C446	U3 P3 E3 C2
					Grey C447	U2S P3 E3 C2
					Greige P6101	U4 P4 E3 C2
					Grey P6102	U4 P4 E3 C2
					Greige P3091	U4 P3 E3 C2
			60x60x1 cm	Natural	Grey P3092	U4 P3 E3 C2
					Grey P6037R	U2S P3 E3 C2
					White P6039R	U3 P3 E3 C2
					Grey P6037	U2S P3 E3 C2
					White P6039	U3 P3 E3 C2
			30x60x0.85 cm	Natural	Grey P3092	U4 P3 E3 C2
					Grey P6037R	U2S P3 E3 C2
					White P6039R	U3 P3 E3 C2
					Grey P6037	U2S P3 E3 C2
					White P6039	U3 P3 E3 C2
					Grey P3092	U4 P3 E3 C2
					Grey P6037R	U2S P3 E3 C2
					White P6039R	U3 P3 E3 C2
					Grey P6037	U2S P3 E3 C2
					White P6039	U3 P3 E3 C2
					Grey P3092	U4 P3 E3 C2
					Grey P6037R	U2S P3 E3 C2
204	URBAN STONE	Porcelain Tiles	60x60x1 cm	Natural	White P6037R	U2S P3 E3 C2
					White P6039R	U3 P3 E3 C2
					Grey P6037	U2S P3 E3 C2
					White P6039	U3 P3 E3 C2
					Grey P3092	U4 P3 E3 C2
					Grey P6037R	U2S P3 E3 C2
			59.2x59.2x1 cm ret.	Natural	White P6039R	U3 P3 E3 C2
					Grey P6037	U2S P3 E3 C2
					White P6039	U3 P3 E3 C2
					Grey P3092	U4 P3 E3 C2
					Grey P6037R	U2S P3 E3 C2
					White P6039	U3 P3 E3 C2
62	VALLE	Porcelain Tiles	60x60x1 cm	Natural	White P6039	U3 P3 E3 C2
					Grey P3092	U4 P3 E3 C2
					Grey P6037R	U2S P3 E3 C2
					White P6039	U3 P3 E3 C2
					Grey P3092	U4 P3 E3 C2
					Grey P6037R	U2S P3 E3 C2
					White P6039	U3 P3 E3 C2
					Grey P3092	U4 P3 E3 C2
					Grey P6037R	U2S P3 E3 C2
					White P6039	U3 P3 E3 C2
					Grey P3092	U4 P3 E3 C2
					Grey P6037R	U2S P3 E3 C2



APPLICATION AND USE

MATERIAL

Before application, please make sure that the boxes match in terms reference, lot and calibre numbers and if the quantity is sufficient to complete the project, taking into consideration a margin of error.

Open 3 or 4 boxes and spread out various pieces in order to verify that they are all indeed of the same lot and calibre. Never apply different lots on the same surface.

For better results in terms of colour homogeneity, at least 3 boxes should all be used at the same time.

The decorative finishes from Aleluia Cerâmicas produced in a third firing result from special decorative processes and may result in slight variations of tone. These pieces require an even more special handling to avoid scratches and irreversible damage. The surface should be protected during the application to avoid contact with the mortar. Excess mortar should be cleaned immediately with a clean sponge and abundant water. Abrasive or acidic cleaning agents must not be used.

Even though Aleluia Cerâmicas products are In Accordance with the requisites stipulated in international standards, namely with regard to flatness, we recommend that during the application of large formats (≥ 50 cm length) one of the following suggested layout plans be used. Never apply the pieces, when they have been placed in a perpendicular pattern, more than ¼ of the piece parallel to it..

The Keratec pieces should be applied in the same back side direction, with a minimum joint of 2mm for rectified material and 6mm for the remaining material.

Having in mind the protection against grouting stains, and others, as well as the daily maintenance, Keratec recommends the impermeabilization of all polished (satined) products, after application and before grouting.

Respect recommendations for application written on the packages.

MATERIAL

Previamente à aplicação do material por favor verificar se as caixas possuem a mesma referência, lote e calibre, se a quantidade é suficiente para efetuar a obra e se tem uma quantidade como margem de prevenção.

Abrir 3 ou 4 caixas espalhando várias peças de forma a averiguar a existência de um único lote e calibre. Nunca aplicar na mesma superfície lotes diferentes.

Para uma melhor homogeneidade de cor, deverão utilizar-se pelo menos 3 caixas em simultâneo.

As decorações da Aleluia Cerâmicas produzidas em 3.º fogo resultam de processos de decoração especiais que podem originar uma ligeira variação de tonalidade. Estas peças requerem ainda um manuseamento cuidadoso de forma a evitar riscos ou danos irreversíveis. A sua superfície deve de ser protegida durante a aplicação impedindo o contacto das argamassas. Os excedentes das argamassas deverão de ser limpos de imediato com uma esponja limpa e bastante água, sendo interdito o uso de agentes de limpeza abrasivos ou ácidos.

Pese embora o facto dos produtos Aleluia Cerâmicas cumprirem os requisitos previstos nas normas internacionais, designadamente no que concerne à planaridade, aconselhamos que na aplicação dos formatos de grande dimensão (≥ 50 cm comprimento) seja utilizada uma das propostas a seguir sugeridas, nunca aplicando as peças, quando contrafiadas, a mais de ¼ da peça que lhe é paralela.

As peças Keratec deverão ser aplicadas no mesmo sentido do tardo, aconselhando-se uma junta mínima de: 2mm para o material retificado e 6mm para o restante.

Tendo por objetivo a proteção contra manchas de rejuntamento e outras, bem como facilitar a manutenção diária, a Keratec recomenda a impermeabilização, após aplicação e antes de rejuntar, de todos os produtos polidos (acetinado).

Respeitar os conselhos de aplicação inscritos nas embalagens.

MATÉRIEL

Avant la pose du matériel, veuillez vérifier si les boîtes ont toutes les mêmes référence, lot et calibre, si la quantité est suffisante pour effectuer l'ouvrage et si vous avez une quantité suffisante de réserve.

Ouvrez 3 ou 4 boîtes en éparpillant les différents carreaux afin de vous assurer qu'il y a un seul lot et calibre. N'appliquez jamais des lots différents sur la même surface.

Pour une meilleure homogénéisation de la couleur, vous devrez utiliser au moins 3 boîtes en simultanée.

Les décorations Aleluia Cerâmicas produites en 3ème feu résultent de processus spéciaux de décoration qui peuvent entraîner une légère variation de tonalité. Ces carreaux exigent également un maniement prudent afin d'éviter des risques ou des dommages irréversibles. Leur surface doit être protégée pendant la pose, en empêchant le contact des mortiers. Le surplus de mortier devra être immédiatement enlevé à l'aide d'une éponge propre et avec beaucoup d'eau; l'usage d'agents de nettoyage, abrasifs ou acides, est interdit.

Bien que les produits Aleluia Cerâmicas respectent les exigences prévues par les normes internationales, notamment en ce qui concerne la planarité, nous préconisons l'utilisation d'une des propositions suggérées ci-après, pour l'application des grands formats (longueur ≥ 50 cm) en n'appliquant jamais les carreaux, lorsqu'ils sont décalés, à plus d' ¼ du carreau qui lui est parallèle.

Les pièces Keratec devront être appliquées dans le même sens de scellement, nous conseillons un joint minimum de 2mm pour les matériaux rectifiés et 6mm pour les autres.

Dans le but de protéger contre les taches de rejointoiement et autre, ainsi que de faciliter l'entretien quotidien, Keratec recommande l'imperméabilisation après l'application et avant le rejointoiement, de tous les produits polis (satinés).

Respecter les conseils d'application écrit sur l'emballage.



MATERIAL

Überprüfen Sie vor der Verlegung des Materials bitte, ob die Karton dieselbe Referenz, Charge und Maße aufweisen, ob die Menge für die durchzuführende Arbeit ausreicht, und ob Sie vorsichtshalber eine Reservemenge haben.

Öffnen Sie 3 oder 4 Karton und verteilen Sie verschiedene Fliesen, um festzustellen, ob es sich um eine einzige Charge und dieselben Maße handelt. Verlegen Sie auf derselben Fläche niemals verschiedene Chargen.

Für eine bessere Farbhomogenität sollten zumindest gleichzeitig 3 Karton verwendet werden.

Die Dekore von Aleluia Cerâmicas, die im 3. Brand produziert wurden, stammen aus besonderen Dekorierungsverfahren. Bei denen es zu einer leichten Farbtonabweichung kommen kann. Diese Fliesen müssen zudem vorsichtig gehandhabt werden, um bleibende Kratzer oder Schäden zu vermeiden. Ihre Oberfläche muss während der Verlegung geschützt und der Kontakt mit dem Mörtel verhindert werden. Der überschüssige Mörtel muss sofort mit einem sauberen Schwamm und reichlich Wasser gereinigt werden, wobei die Anwendung von scheuernden und säurehaltigen Reinigungsmitteln untersagt ist.

Auch wenn die Produkte der Marke Aleluia Cerâmicas, die in den internationalen Normen vorgesehenen Anforderungen einhalten, insbesondere hinsichtlich der Ebenflächigkeit, empfehlen wir, dass bei der Verlegung von Formaten größerer Dimension (≥ 50 cm Länge) einer der nachstehenden Vorschläge angewendet wird und die Fliesen, falls sie versetzt verlegt sind, nie mehr als ¼ zur parallelen Fliese verschoben werden.

Die Fliesen Keratec immer in die gleiche Richtung der Rückseite legen, wir empfehlen eine minimale Fuge von 2mm für rectifiziertes Material anzuwenden und 6mm für das restliche Material.

Mit dem Ziel, die reinigung der Fliesen von Flecken vom Fugenmaterial oder anderer ursache, sowie die tägliche Wartung zu erleichtern empfiehlt Keratec die Versiegelung aller polierten (satinierten) Produkte nach der Verlegung und vor dem Verfugen.

Respektieren Sie die Anwendungsempfehlungen auf der Verpackung.

MATERIAL

Antes de la aplicación del material, por favor compruebe si las cajas tienen la misma referencia, lote y calibre, si la cantidad es suficiente para hacer la obra y si tiene una cantidad de margen de prevención.

Abrir 3 o 4 cajas separarse varias piezas con el fin de determinar la existencia de un solo lote y calibre. Nunca aplicar sobre la misma superficie diferentes lotes.

Para una mejor uniformidad de color, se deben utilizar por lo menos 3 cajas al mismo tiempo.

Las decoraciones de Aleluia Cerâmicas producidas en 3º fuego resultan de procesos de decoración especial que pueden dar origen a una ligera variación de tonalidad. Estas piezas

También requieren un manejo cuidadoso para evitar riesgos o daños irreversibles.

Su superficie debe ser protegida durante la aplicación para impedir todo el contacto de morteros. Los excedentes de argamasas deben limpiarse inmediatamente con una esponja limpia y agua en abundancia siendo prohibido el uso de agentes de limpieza abrasivos o ácidos.

A pesar de los productos Aleluia Cerâmicas cumplir con los requisitos establecidos en las normas internacionales, en particular, con respecto a la planaridad, recomendamos que la aplicación de grandes dimensiones (≥ 50 cm de longitud)utilice una de las siguientes propuestas sugeridas, nunca aplicar piezas, cuando contrafiadas, a más de ¼ de la pieza que es paralela.

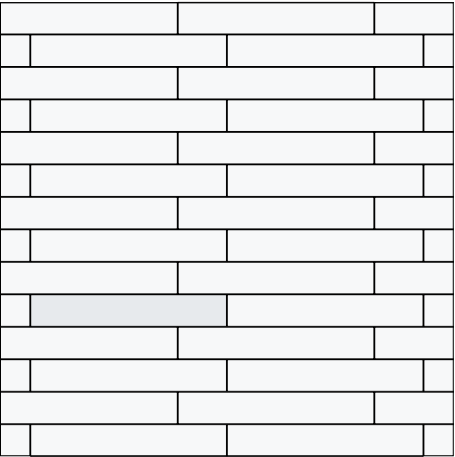
Las piezas Keratec deben ser aplicados en la misma dirección de la parte trasera, aconseja-se el uso de una junta mínima de 2mm para el material rectificada y 6mm para el resto.

Con el objetivo de protección contra manchas de rejuntado y otras, así como facilitar el mantenimiento diario, Keratec recomienda la impermeabilización después de la aplicación y antes de rejuntar, de todos los productos pulidos (satinado).


Respectar los consejos de aplicación impresa en las embalajes.

Application Suggestions


Sugestões de Aplicação . Suggestions d'applications . Anwendungsvorschläge . Sugerencias de Aplicación



01



02 22x90 - 60%  
15x90 - 40%



03

**Note: When applying the pieces in the same direction, there may be a slight misalignment of the smooth or lined part, this being a characteristic of the product itself.**

Nota: Ao aplicar as peças na mesma direção, poderá existir um ligeiro desalinhamento da parte lisa ou das riscas, sendo este uma característica do próprio produto.

Note: En appliquant les carreaux dans la même direction, il pourra y avoir un léger désalignement de la partie lisse ou des rayures, ceci étant une caractéristique du produit-même.

Anmerkung: Bei der Verlegung der Fliesen in dieselbe Richtung, kann es in den glatten oder gestreiften Bereichen eine leichte Abweichung in der Ausrichtung geben, wobei es sich um ein Merkmal des Produktes selbst handelt.

Nota: al aplicar las piezas en la misma dirección, puede haber in ligero desalineamiento de la parte lisa o rayada, siendo esto una característica propia del producto.



APPLICATION AND USE



SUPPORT SURFACE / EPOXIES / JOINTS

Check that the support surface is level, consistent, dry and free from dust or grease.

Taking into account the high level of hardness of the Keratec extruded porcelain tile, and in order to obtain a more harmonious aesthetic effect, we recommend the use of appropriate discs and drills.

Use the appropriate epoxy for each type of product, taking into consideration the support surface, the format and the product's finality (interior, exterior, floor or wall covering). Follow the instructions provided by the epoxy manufacturer, namely: amount / m², distribution and drying times.

Apply the epoxy over the support surface and comb it with a notched trowel to regularise the thickness. Heavier or larger pieces should be epoxied twice. Place the tiles and press them until the grooves are level. Make sure that no air bubbles exist underneath the tile.

The joints between the pieces, both as floor and as wall coverings, have important technical functions (absorption of the support deformations) as well as aesthetic ones. Therefore, joints with characteristics that are appropriate to the location and purpose (flexible, anti-acid, etc...) should be used.

After grouting, follow the cleaning instructions provided by the manufacturer.

SUPORTE / COLAS / JUNTAS

Verificar se o suporte está plano, consistente, limpo, seco e isento de pó e gorduras.

Atendendo à elevada dureza do porcelanato extrudido Keratec e de forma a obter-se um efeito estético mais harmonioso recomendamos a utilização de discos e brocas apropriados.

Utilizar colas apropriadas para cada tipologia de produto, tendo também em conta o suporte, o formato e o fim a que se destina (interior, exterior, pavimento, revestimento). Seguir as instruções indicadas pelo fabricante de colas, nomeadamente: consumos / m², distribuição e tempos.

Aplicar a cola sobre o suporte e penteá-lo com uma talocha dentada para regularizar a espessura. Em peças de peso ou formato elevado efetuar uma colagem dupla. Colocar as peças e pressioná-las até conseguir o nivelamento dos sulcos. Deverá garantir-se a inexistência de bolsas de ar sob a peça.

As juntas entre as peças, tanto em pavimento como em revestimento, exercem importantes funções técnicas (absorvem as deformações do suporte) e estéticas. Assim deve-se utilizar juntas com características adequadas ao local e à sua finalidade (flexíveis, anti-ácidos, etc...).

Após rejuntamento, respeitar as instruções de limpeza indicadas pelo fabricante.

SUPPORT / COLLES / JOINTS

Vérifiez si le support est plat, consistant, propre, sec et exempt de poussière et de graisses.

Compte tenu de la grande dureté des grés cérame étiré Keratec et afin d'obtenir un effet esthétique plus harmonieuse, nous vous recommandons d'utiliser des disques et des tarières appropriés.

Utilisez des colles adaptées à chaque typologie de produit, en tenant également compte du support, du format et du but auquel il se destine (intérieur, extérieur, sols, revêtement). Suivez les consignes indiquées par le fabricant de colles, notamment: consommations / m², répartition et temps.

Appliquez la colle sur le support et peignez-le à l'aide d'une brosse indiquée à cet effet pour uniformiser l'épaisseur. En cas de carreaux lourds ou de grand format, effectuez un double collage. Placez les carreaux et appuyez dessus jusqu'à ce que vous réussissiez le nivellement des rainures. Vous devrez vous assurer de l'inexistence de bulles d'air sous les carreaux.

Les joints entre les pièces, en tant que carreaux de mur et de sol, ont des fonctions techniques importantes (absorbent la déformation du support) et esthétique. Donc, il doit être utilisé des joins avec des caractéristiques appropriées au lieu et à l'utilisation prévue (flexible, antiacides, etc ...).

Après le jointolement, respecter les instructions de nettoyage fournies par le fabricant.

SOPORTE / COLAS / JUNTAS

Verifique que el soporte sea plano, consistente, limpio, seco y libre de polvo y grasa.

Dada la alta dureza del porcelanico extrudido Keratec y con el fin de obtener un efecto estético más armoniosa se recomienda el uso de discos y brocas adecuados.

Utilizar colas adecuadas para cada tipo de producto, teniendo en cuenta también el apoyo, el formato y el uso previsto (interior, exterior, pavimento, revestimiento). Seguir las instrucciones dadas por el fabricante de colas, en particular: consumos /m2, distribución y tiempo.

Aplicar el pegamento en los soportes y peinarlo con una llana dentada para regularizar el espesor. En piezas pesadas o de gran formato hacer un pegamento doble. Poner las piezas y presiónelas hasta que los surcos queden al mismo nivel. Deberá asegurarse de que nos hay burbujas de aire debajo de la pieza.

Las juntas entre las piezas, tanto en pavimento como en revestimiento, tienen funciones técnicas importantes (absorben la deformación de la base) y estética. Por lo tanto, se deben utilizar juntas con características adecuadas para el lugar y su propósito (flexible, antiácidos, etc...).

Después de rejuntado, respectar las instrucciones de limpieza indicadas por el fabricante.

APPLICATION AND USE

WE RECOMMEND THE FOLLOWING JOINT SIZES		
ACONSELHAMOS O SEGUINTE TAMANHO DE JUNTAS . NOUS CONSEILLONS LA TAILLE DE JOINTS QUI SUI		
WIR EMPFEHLEN DIE FOLGENDEN FUGENGROßEN . LE RECOMENDAMOS EL SIGUIENTE TAMAÑO DE JUNTAS		
Type of Product Tipo de Produto . Type de Produit Produkttyp . Tipo de producto	Format (cm) Formato . Format Format . Formato	Size of Joints Tamanho de Juntas . Taille des Joints Fugengröße . Tamaño de Juntas
Porcelain Tiles Porcelanato Grés Cérame Feinsteinzeug Porcelánico	44.3x88.8 ret. / 20x120 ret. / 22.05x88.8 ret. / 14.5x88.8 ret.	2 mm
	59.2x59.2 ret. / 58.6x58.6 ret. 44.3x44.3 ret. 29.5x59.2 ret. / 29.2x58.6 ret. / 7.2x29.5	1.5 mm
	22.05x90 / 14.5x90	3 mm
	60x60 / 45x45 / 30x60 / 10x60	4 mm
Wall Tiles Revestimento Revêtement Wandfliesen Revestimiento	Rectified . Retificado Rectifié . Rektifiziert . Rectificado	1.5 mm
	30x60 / 26.7x41.6 / 20x50 / 25x40 / 20x40	3 mm
	20x20 / 8.6x26.2 / 14x14 / 13x13 / 10x10 / 6.7x14 / 6.5x13 LOS 10x18 / LOS 9x15	2 mm
Glazed Floor Tiles Pavimento em Grés Sol en Grés Bodenfliesen aus Feinsteinzeug Pavimento en Gres	Rectified . Retificado Rectifié . Rektifiziert . Rectificado	1.5 mm
	45x45 / 33.3x33.3	3 mm
Extruded Porcelain Tiles Porcelanato Extrudido Grès Cérame Étiré Extrudiertes Feinsteinzeug Gres Porcelánico Extrusionado	20x20 cm	2 mm
	Rectified . Retificado Rectifié . Rektifiziert . Rectificado	2 mm
	30x30 / 20x20 / 11.7x24	6 mm
	Irregular Edges . Arestas Irregulares Bords Irréguliers . Unregelmässigen Kanten . Bordos Irregulares	8 mm

We recommend the use of dark coloured joints, and that they should be tested on some reserve pieces first, to analyse the result. Careful and frequent cleaning should occur during their application. If necessary, protect the pieces with a product recommended to avoid incrustation of the mortar's colour in the joints.

Apply the joints using the appropriate mortar 24 hours after the epoxy application, using the appropriate trowel.

Wir empfehlen dunkelfarbige Fugen zu verwenden und einen Test bei den Ersatzfliesen durchzuführen, um die Wirkung zu analysieren. Während des Verlegens muss eine sorgfältige und häufige Reinigung erfolgen. Gegebenenfalls müssen die Fliesen mit einem geeigneten Produkt geschützt werden, um Verschmutzungen der Farbe des Fugenmörtels zu vermeiden.

24 Stunden nach Auftragung des Klebstoffes verspachteln Sie die Fugen mit einem geeignetem Fugenmörtel unter Verwendung eines geeigneten Zahnspachtels.

Aconselhamos que se use juntas de cores escuras e se faça um teste em peças de reserva para analisar o seu comportamento. Deverá ser feita uma limpeza cuidadosa e frequente durante o assentamento. Se necessário deve-se proteger as peças com um produto apropriado para evitar a incrustação da cor da argamassa das juntas.

Betumar as juntas com argamassas próprias para juntas após 24 horas da aplicação da cola, utilizando uma talocha apropriada.

Le recomendamos juntas con colores oscuras y hacer una prueba sobre piezas de reserva para analizar su comportamiento. Debe hacerse una limpieza cuidadosa y frecuente durante la colocación. Si es necesario se debe proteger las piezas con un producto adecuado para evitar el ensuciamiento del color de argamasa de las juntas.

Rellenar las juntas con argamasas propias para juntas después 24 horas de aplicar el pegamento, usando una llana adecuada.

Nous vous conseillons d'utiliser des joints de couleurs foncées et de faire un test sur des carreaux de reserve pour analyser leur comportement. Il faudra faire un nettoyage soigné et fréquent pendant la pose. Si nécessaire, il faut protéger les carreaux avec un produit spécial pour éviter l'incrustation de la couleur de mortier des joints.

Mastiquez les joints avec du mortier adapté pour des joints, 24 heures après l'application de la colle, en utilisant une brosse indiquée à cet effet.



APPLICATION AND USE

CLEANING AND MAINTENANCE

30 minutes after application, start the cleaning of the residues of the joint product with a damp sponge. When the product has completely hardened, carry out a general cleaning with a dry cloth.

During maintenance of ceramic floor and wall coverings, we recommend frequent cleaning of surfaces with household cleaning products. In areas leading to the outside, use mats to avoid sand coming into contact with the floor covering and causing damage.

During the cleaning and maintenance, the use of tools or abrasive with high concentration cleaning products which may scratch or damage the surface of tiles with decorative designs is strongly inadvisable.

We recommend that with porcelain tile products normal cleaning be done with water.

The Keratec products with plain finishing (reference 10xx) and textured finishing (reference 15xx), are prepared to facilitate the removal or reduction of stains, either through a simple cleaning or by using products that are commercialized for that purpose. (see stain cleaning table).

Products with a rustic or anti-slip finish should be cleaned with a strong fibre brush to eliminate grime.

REINIGUNG UND PFLEGE

30 Minuten nach der Verfugung können Sie mit der Reinigung beginnen und die Überreste des Produktes aus den Fugen mit einem feuchten Schwamm entfernen. Wenn das Produkt bereits hart geworden ist, führen Sie eine allgemeine Reinigung mit einem trockenen Tuch durch.

Für die Pflege der Wand- und Bodenkeramik empfehlen wir eine häufige Reinigung der Oberflächen mit Haushaltsreinigern und in den Bereichen mit Zugang nach außen die Verwendung von Teppichen, um zu vermeiden, dass sich Sand absetzt, der jeglichen Bodentyp beschädigt.

Bei der Pflege von Dekoren ist es verboten, scheuernde Reinigungsmittel zu verwenden von Hohe Konzentration, die diese zerkratzen oder beschädigen können.

Bei Feinsteinzeugprodukten empfehlen wir eine tägliche Reinigung mit Wasser.

Die Keratec Produkte mit glatten (Referenz 10xx) und strukturierten (Referenz 15xx) Oberflächen, sind bereit, die Beseitigung von Flecken zu erleichtern oder zu verringern, entweder durch eine einfache Reinigung oder durch Verwendung von Produkten, die zu diesem Zweck im Handel erhältlich sind. (siehe Tabelle Reinigung von Flecken).

Bei Produkten mit einer rustikalen und rutschfesten Oberflächenbehandlung schlagen wir vor eine harte Bürste zu verwenden, um den Schmutz zu entfernen.

LIMPEZA E MANUTENÇÃO

Passados 30 minutos da betumação, poderá começar a limpeza eliminando os restos do produto das juntas com uma esponja húmida. Com o produto já endurecido realizar uma limpeza geral com um pano seco.

Na manutenção dos pavimentos e revestimentos cerâmicos aconselhamos a limpeza frequente das superfícies com produtos de limpeza domésticos e nas áreas de ligação ao exterior o uso de tapetes para evitar a circulação de areias que danificam qualquer tipo de pavimento.

Na limpeza e manutenção dos decorados é interdito o uso de utensílios e produtos de limpeza abrasivos e de elevada concentração que o possam riscar ou danificar.

Nos produtos de porcelanato aconselhamos que a limpeza diária seja feita com água.

Os produtos Keratec com acabamento Liso refª 10xx, Texturado refª 15xx estão preparados para facilitar a remoção ou atenuação das manchas, quer através de uma limpeza simples, quer através de produtos comercializados para o efeito. (ver tabela limpeza de manchas).

Nos produtos com acabamento rústico e antiderrapante sugerimos o uso de uma escova de fibra dura, para eliminar a sujidade.

LIMPIEZA Y MANTENIMIENTO

Después de 30 minutos de la aplicación del betún, puede empezar a limpiar retirando los restos del producto de las juntas con una esponja húmeda. Con el producto ya endurecido realizar una limpieza general con un paño seco.

En el mantenimiento de pavimentos y revestimientos cerámicos sugerimos la limpieza frecuente de las superficies con productos de limpieza doméstica y en las áreas de conexión exterior el uso de alfombras para evitar el movimiento de las arenas que dañan cualquier tipo de pavimento.

En la limpieza y mantenimiento de decorados está prohibido el uso de utensilios y productos de limpieza abrasivos de alta concentración que pueden rayar o dañar.

En los productos porcelánicos se recomienda que la limpieza diaria se realice con agua.

El producto Keratec con acabado Liso ref. 10xx, Texturizado ref. 15xx están preparados para facilitar la eliminación o atenuación de las manchas, a través de una simple limpieza, o por medio de los productos comercializados para este fin. (Ver tabla de limpieza de manchas).

En los productos con acabado rústico y antideslizante sugerimos el uso de un cepillo de fibra dura, para eliminar la suciedad.

NETTOYAGE ET ENTRETIEN

30 minutes après le masticage, vous pourrez commencer à nettoyer en éliminant les restes du produit des joints à l'aide d'une éponge humide. Une fois le produit durci, il faut effectuer un nettoyage général à l'aide d'un chiffon sec.

Dans l'entretien des sols et des revêtements céramiques, nous vous conseillons le nettoyage fréquent des surfaces avec des produits de nettoyage ménagers et sur les zones de liaison à l'extérieur, l'usage d'un tapis pour éviter la circulation de sables qui endommagent tout type de sols.





Lors du nettoyage et de l'entretien des carreaux décorés, il est interdit d'utiliser des ustensiles et des produits abrasifs de haute concentration de nettoyage qui puissent le rayer ou l'endommager.





Sur les produits en grès cérame, nous vous conseillons un nettoyage quotidien avec de l'eau.

Le produit Keratec avec la finition lisse ref.10xx, texturés ref.15xx sont prêts à faciliter l'élimination ou l'atténuation des taches, soit par un simple nettoyage ou via des produits commercialisés à cette fin. (Voir le tableau de nettoyage des taches).











Sur les produits avec une finition rustique et antidérapante, nous suggérons l'usage d'une brosse de fibre dure, pour éliminer la saleté.










PACKAGING











PORCELAIN TILES . PORCELANATO . GRÉS CÉRAME . FEINSTEINZEUG . PORCELÁNICO										
Sizes (cm) Dimensão (cm) Format (cm) Maße (cm) Formato (cm)	Pieces / SQM Peças / M² Pièces / M² Stück / M² Piezas / M²	Weight / SQM Peso / M² Poids / M² Gewicht / M² Peso / M²	Pieces / Box Peças / Caixa Pièces / Boîte Stück / Karton Piezas / Caja	SQM / Box M² / Caixa M² / Boîte M² / Karton M² / Caja	Weight / Box Peso / Caixa Poids / Boîte Gewicht / Karton Peso / Caja	Box / Pallet Caixa / Palette Boîte / Palette Karton / Palette Caja / Pallet	SQM / Pallet M² / Palette M² / Palette M² / Palette M² / Pallet	Weight / Pallet Peso / Palette Poids / Palette Gewicht / Palette Peso / Pallet	cm / Pallet cm / Palette cm / Palette cm / Pallet	Pallet / Truck Palette / Camião Palette / LKW Pallet / Camión
				M²	KG	CX	M²	KG	A X B X C (CM) 	
44.3x88.8x1 ret.	2.54	22.52	2	0.787	17.72	43	33.841	782	90x120x59	31
20x120x1.15 ret.	4.17	22.22	6	1.440	32.00	44	63.360	1428	80x120x95	17
22.05x88.8x1 ret.	5.10	22.11	5	0.980	21.67	44	43.120	973	90x120x59	24
14.5x88.8x1 ret.	7.77	22.30	7	0.900	20.07	45	40.500	923	90x120x59	26
59.2x59.2x1 ret.	2.86	22.10	3	1.050	23.20	36	37.800	855	80x120x74	28
58.6x58.6x1 ret.	2.91	22.04	3	1.030	22.70	36	37.080	837	80x120x74	29
44.3x44.3x0.85 ret.	5.10	19.01	6	1.178	22.40	36	42.408	826	80x120x59	29
29.5x59.2x1 ret.	5.73	21.70	6	1.050	22.79	32	33.600	754	80x120x74	32
29.5x59.2x0.85 ret.	5.73	18.52	7	1.220	22.60	40	48.800	924	80x120x74	26
29.2x58.6x1 ret.	5.83	21.85	6	1.030	22.50	32	32.960	740	80x120x74	32
14.6x14.6x1 ret.	46.91	21.50	38	0.810	16.84	52	42.120	925	80x120x74	31
60x60x1	2.78	22.02	3	1.080	23.78	36	38.880	876	80x120x75	27
45x45x0.85	4.94	19.01	5	1.010	19.20	36	36.360	711	80x120x60	33
30x60x0.85	5.56	18.57	7	1.260	23.40	40	50.400	956	80x120x75	25
22.05x90x1	5.05	21.74	5	0.990	21.52	44	43.560	967	90x120x59	25
14.5x90x1	7.69	21.43	7	0.910	19.50	45	40.950	898	90x120x59	27
10x60x0.85	16.67	18.11	21	1.260	22.83	40	50.400	933	80x120x65	25
7.2x29.5x1	47.03	22.60	18	0.383	8.65	98	37.534	870	80x120x65	27







STAIRSTEPS . SKIRTINGS . MOSAICS . INFINITY . ENDLESS							
Sizes (cm) Dimensão (cm) Format (cm) Maße (cm) Formato (cm)	Weight / Piece Peso / Peça Poids / Pièce Gewicht / Stück Peso / Pieza	Pieces / Box Peças / Caixa Pièces / Boîte Stück / Karton Piezas / Caja	Weight / Box Peso / Caixa Poids / Boîte Gewicht / Karton Peso / Caja	Sizes (cm) Dimensão (cm) Format (cm) Maße (cm) Formato (cm)	Weight / Piece Peso / Peça Poids / Pièce Gewicht / Stück Peso / Pieza	Pieces / Box Peças / Caixa Pièces / Boîte Stück / Karton Piezas / Caja	Weight / Box Peso / Caixa Poids / Boîte Gewicht / Karton Peso / Caja
							
Stairstep 44.3x88.8x1 ret.	8.86	2	17.72	Mosaic 29.5x29.5x1 (2.5)	1.60	10	16.00
Stairstep 59.2x59.2x1 ret.	7.75	3	23.25	Mosaic 29.5x29.5x1 (4.7)	1.86	10	18.60
Stairstep 58.6x58.6x1 ret.	7.57	3	22.70	Mosaic 29.5x29.5x1 (9.7)	1.86	10	18.60
Stairstep 44.3x44.3x0.85 ret.	3.73	6	22.40	Mosaic 29.5x29.5x0.85 (2.5)	1.67	11	18.37
Stairstep 29.5x59.2x1 ret.	3.80	6	22.80	Mosaic 29.5x29.5x0.85 (4.7)	1.67	11	18.37
Stairstep 29.5x59.2x0.85 ret.	3.25	7	22.75	Mosaic Hexa Slim 28.1x34.1x0.85	1.34	10	13.40
Stairstep 29.2x58.6x1 ret.	3.75	6	22.50	Mosaic Rubic 27.1x29.5x1	1.40	10	14.00
Stairstep 60x60x1	7.92	3	23.76	Infinity 29.5x29.2x0.85	3.20	5	16.00
Stairstep 45x45x0.85	3.84	5	19.20	Endless 29.5x59.2x0.85	3.20	5	16.00
Stairstep 30x60x1	3.93	6	23.58				
Stairstep 30x60x0.85	3.33	7	23.28				
Skirting 8x59.2x1 ret.	1.05	6	6.30				
Skirting 8x59.2x0.85 ret.	0.90	7	6.30				
Skirting 8x58.6x1 ret.	1.03	6	6.18				
Skirting 8x44.3x1 ret.	0.83	24	19.92				
Skirting 8x44.3x0.85 ret.	0.69	28	19.32				
Skirting 8x60x1	1.08	6	6.50				
Skirting 8x60x0.85	0.90	7	6.30				
Skirting 8x45x0.85	0.70	28	19.60				



FULL BODY EXTRUDED PORCELAIN TILES . PORCELANATO EXTRUDIDO . GRÈS CÉRAMÉ ÉTIRÉ . EXTRUDIERTES FEINSTEINZEUG . GRES PORCELÁNICO EXTRUSIONADO										
Sizes (cm) Dimensão (cm) Format (cm) Maße (cm) Formato (cm)	Pieces /SQM Peças / M² Pièces / M² Stück / M² Piezas / M²	Weight /SQM Peso / M² Poids / M² Gewicht / M² Peso / M²	Pieces / Box Peças / Caixa Pièces / Boîte Stück / Karton Piezas / Caja	SQM / Box M² / Caixa M² / Boîte M² / Karton M² / Caja	Weight / Box Peso / Caixa Poids / Boîte Gewicht / Karton Peso / Caja	Box / Pallet Caixa / Palette Boîte / Palette Karton / Palette Caja / Pallet	SQM / Pallet M² / Palette M² / Palette M² / Palette M² / Pallet	Weight / Pallet Peso / Palette Poids / Palette Gewicht / Palette Peso / Pallet	cm / Pallet cm / Palette cm / Palette cm / Palette cm / Pallet	Pallet /Truck Palette / Camião Palette / Camion Palette / LKW Pallet / Camión
A X B X C (CM)										
										
29.5x88.8x1 ret.	3.82	24.04	3	0.780	18.75	28	21.840	540	90x120x45	44
29.5x88.8x0.45 ret.	3.82	10.39	8	2.090	21.80	25	52.250	560	90x120x45	43
14.5x88.8x1 ret.	7.77	22.30	7	0.900	20.07	45	40.500	923	90x120x59	26
59.2x59.2x1 ret.	2.85	22.86	3	1.050	24.00	36	37.800	882	80x120x75	27
59.2x59.2x0.8 ret.	2.85	19.00	4	1.400	26.60	36	50.400	920	80x120x75	26
44.3x44.3x0.8 ret.	5.10	19.00	6	1.178	22.38	30	35.340	686	80x120x59	35
29.5x59.2x1 ret.	5.73	21.42	6	1.050	22.50	40	42.000	918	80x120x75	26
29.5x59.2x0.8 ret.	5.73	18.55	7	1.220	22.63	40	48.800	920	80x120x75	26
29.5x59.2x0.45 ret.	5.73	9.66	14	2.440	22.63	40	97.600	960	80x120x75	25
29.5x29.5x1.4 ret.	11.49	31.57	7	0.610	19.26	50	30.500	978	80x120x75	25
29.5x29.5x1.2 ret.	11.49	26.54	8	0.696	18.48	50	34.800	939	80x120x75	25
29.5x29.5x0.8 ret.	11.49	17.79	13	1.130	20.10	50	56.500	1020	80x120x75	24
30x30x1.4	11.11	31.90	7	0.630	20.10	50	31.500	1020	80x120x75	24
30x30x1.2	11.11	27.92	8	0.720	20.10	50	36.000	1020	80x120x75	24
30x30x1.2 (Drainage Textured)	11.11	28.75	8	0.720	20.70	50	36.000	1050	80x120x75	23
30x30x0.8	11.11	17.86	13	1.170	20.90	50	58.500	1060	80x120x75	23
30x30x0.6	11.11	13.66	17	1.530	20.90	50	76.500	1060	80x120x75	23
20x30x1.4	16.67	31.58	12	0.720	22.74	48	34.560	1107	80x120x75	22
20x20x1.4	25.00	31.58	19	0.760	24	56	42.560	1359	80x120x95	17
20x20x1.2	25.00	27.25	22	0.880	23.98	56	49.280	1358	80x120x95	17
20x20x1.2 (Drainage Textured)	25.00	25.98	22	0.880	22.86	56	49.280	1295	80x120x95	18
20x20x1.2 (Kerabrilles LC20)	25.00	29.39	17	0.680	19.99	56	38.080	1134	80x120x95	21
20x20x1.2 (Kerabrilles LG20)	25.00	32.37	17	0.680	22.01	56	38.080	1248	80x120x95	19
20x20x1.2 (Kerabrilles LS50)	25.00	29.65	17	0.680	19.48	56	38.080	1106	80x120x95	21
20x20x0.7	25.00	15.42	39	1.560	24.06	56	87.360	1362	80x120x95	17
14.8x22.5x0.8	30.03	18.65	31	1.030	19.21	56	57.680	1090	80x120x75	22
11.7x24x1.2	35.61	28.31	23	0.650	18.40	72	46.800	1340	80x120x95	18
7.2x29.5x0.8	47.03	17.60	23	0.489	8.60	98	47.922	858	80x120x65	28
HEX 51.2x59.2x1 ret.	4.42	22.86	3	0.678	15.50	-	-	-	-	-
HEX 25.1x29x1 ret.	18.32	22.86	10	0.546	12.48	-	-	-	-	-










FULL BODY MOSAICS								
Sizes (cm) Dimensão (cm) Format (cm) Maße (cm) Formato (cm)	Weight / Piece Peso / Peça Poids / Pièce Gewicht / Stück Peso / Pieza	Pieces / Box Peças / Caixa Pièces / Boîte Stück / Karton Piezas / Caja	Weight / Box Peso / Caixa Poids / Boîte Gewicht / Karton Peso / Caja	Sizes (cm) Dimensão (cm) Format (cm) Maße (cm) Formato (cm)	Weight / Piece Peso / Peça Poids / Pièce Gewicht / Stück Peso / Pieza	Pieces / Box Peças / Caixa Pièces / Boîte Stück / Karton Piezas / Caja	Weight / Box Peso / Caixa Poids / Boîte Gewicht / Karton Peso / Caja	Weight / Box Peso / Caixa Poids / Boîte Gewicht / Karton Peso / Caja
								
Mosaic 29.5x29.5x0.8 (4.7)	1.50	11	16.50	Mosaic 29.5x29.5x0.45 (9.7)	0.89	20	17.80	
Mosaic 29.5x29.5x0.45 (2.5)	0.76	20	15.20	Mosaic 29.5x29.5x0.45 (4.5x5)	0.82	20	17.80	
Mosaic 29.5x29.5x0.45 (4.7)	0.82	20	16.40	Mosaic Hexa 27.2x27.2x1	1.86	9	16.74	







WALL TILES . REVESTIMENTOS . REVÊTEMENTS . WANDFLIESEN . REVESTIMIENTO										
Sizes (cm) Dimensão (cm) Format (cm) Maße (cm) Formato (cm)	Pieces /SQM Peças / M² Pièces / M² Stück / M² Piezas / M²	Weight / SQM Peso / M² Poids / M² Gewicht / M² Peso / M²	Pieces / Box Peças / Caixa Pièces / Boîte Stück / Karton Piezas / Caja	SQM / Box M² / Caixa M² / Boîte M² / Karton M² / Caja	Weight / Box Peso / Caixa Poids / Boîte Gewicht / Karton Peso / Caja	Box / Pallet Caixa / Palette Boîte / Palette Karton / Palette Caja / Pallet	SQM / Pallet M² / Palette M² / Palette M² / Palette M² / Pallet	Weight / Pallet Peso / Palette Poids / Palette Gewicht / Palette Peso / Pallet	cm / Pallet cm / Palette cm / Palette cm / Palette cm / Pallet	Pallet /Truck Palette / Camião Palette / Camion Palette / LKW Pallet / Camión
A X B X C (CM)										
										
30x90x1.17 ret.	3.70	19.72	4	1.080	21.32	40	43.200	872	90x120x75	27
29.5x59.2x0.85 ret.	5.73	14.15	8	1.400	19.81	32	44.800	654	80x120x75	36
30x60x0.85	5.48	14.13	8	1.460	20.63	32	46.720	680	80x120x75	35
20x50x1.04	10.00	17.00	12	1.200	20.40	48	57.600	999	80x120x95	24
26.7x41.6x0.77	9.00	13.13	9	1.000	13.13	78	78.000	1044	80x120x96	23
25x40x0.85	10.00	14.19	15	1.500	21.3	48	72.000	1042	80x120x90	23
20x40x0.77	12.50	13.06	15	1.200	15.70	64	76.800	1018	80x120x95	23
20x20x0.65	25.00	10.60	25	1.000	10.60	96	96.000	1038	80x120x95	23
8.6x26.2x0.9	44.40	15.53	25	0.563	8.74	72	40.536	645	80x120x68	37
15x15x1 (Arabesque)	77.78	18.44	14	0.180	3.32	138	24.840	473	80x120x100	32
13.5x15x1 (Scales)	90.70	16.80	14	0.154	2.60	138	21.252	373	80x120x100	32
14x14x0.9 (Artisan)	51.76	14.88	10	0.193	2.88	-	-	-	-	-
14x14x0.9	52.08	14.58	25	0.480	7.00	138	66.240	986	80x120x100	24
13x13x0.9	59.52	15.45	25	0.420	6.49	144	60.480	955	80x120x93	25
10x10x0.9	100.00	15.20	25	0.250	3.80	224	56.000	871	80x120x95	27
6.7x14x0.9	108.70	15.00	25	0.230	3.45	276	63.480	972	80x120x100	25
6.5x13x0.9	125.00	15.85	25	0.200	3.17	288	57.600	933	80x120x93	26
LOS 10x18x0.85	105.08	13.74	31	0.295	4.06	80	23.600	345	80x120x70	-
LOS 9x15x0.9	147.06	15.45	25	0.170	2.54	240	40.800	630	80x120x98	33

MOSAICS . DECORS . LISTELLOS							
Sizes (cm) Dimensão (cm) Format (cm) Maße (cm) Formato (cm)	Weight / Piece Peso / Peça Poids / Pièce Gewicht / Stück Peso / Pieza	Pieces / Box Peças / Caixa Pièces / Boîte Stück / Karton Piezas / Caja	Weight / Box Peso / Caixa Poids / Boîte Gewicht / Karton Peso / Caja	Sizes (cm) Dimensão (cm) Format (cm) Maße (cm) Formato (cm)	Weight / Piece Peso / Peça Poids / Pièce Gewicht / Stück Peso / Pieza	Pieces / Box Peças / Caixa Pièces / Boîte Stück / Karton Piezas / Caja	Weight / Box Peso / Caixa Poids / Boîte Gewicht / Karton Peso / Caja
							
Mosaic 30x30x1.17	1.46	8	11.68	Decor 30x90x1.17 ret.	5.33	4	21.32
Mosaic 29.5x29.5x1.17	1.46	8	11.68	Decor 29.5x59.2x0.85 ret.	2.47	8	19.76
Mosaic 29.5x29.5x0.85 (2.5)	1.23	11	13.53	Decor 30x60x0.85	2.60	7	18.20
Mosaic 29.5x29.5x0.77 (2.5)	1.15	12	13.80	Faixa 5x90x1.17	0.90	5	4.50
Mosaic 29.5x29.5x0.77 (4.7)	1.15	12	13.80	Faixa 7.2x59.2x0.85	0.60	18	10.86
Mosaic 20x50x1.04	1.70	9	15.30	Faixa 7.2x60x0.85	0.61	18	11.06
Mosaic Basket 34x34x0.85	1.51	10	15.10	Faixa 4.7x59.2x0.85	0.39	18	7.09
Mosaic Hexa Slim 28.1x34.1x0.85	1.05	10	10.50	Faixa 4.7x60x0.85	0.40	18	7.21
Mosaic Brick 25.9x29.5x0.85	1.07	11	11.77	Faixa 6.3x41.6x0.77	0.34	24	8.16
Mosaic Herring 24.5x27.5x1.17	1.31	8	10.48	Perfil 1x260x1	-	200	-
Mosaic Herring 24.5x27.5x0.85	0.95	11	10.45				
Mosaic Diamond 18x21x0.85	0.40	10	4.05				



PACKAGING

FLOOR TILES . PAVIMENTOS . CARREAUX DE SOL . BODENFLIESEN . PAVIMENTO										
Sizes (cm) Dimensão (cm) Format (cm) Maße (cm) Formato (cm)	Pieces / SQM Peças / M² Pièces / M² Stück / M² Piezas / M²	Weight / SQM Peso / M² Poids / M² Gewicht / M² Peso / M²	Pieces / Box Peças / Caixa Pièces / Boîte Stück / Karton Piezas / Caja	SQM / Box M² / Caixa M² / Boîte M² / Karton M² / Caja	Weight / Box Peso / Caixa Poids / Boîte Gewicht / Karton Peso / Caja	Box / Pallet Caixa / Palette Boîte / Palette Karton / Palette Caja / Pallet	SQM / Pallet M² / Palette M² / Palette M² / Palette M² / Pallet	Weight / Pallet Peso / Palette Poids / Palette Gewicht / Palette Peso / Pallet	cm / Pallet cm / Palette cm / Palette cm / Pallet	Pallet / Truck Palette / Camião Palette / Camion Palette / LKW Pallet / Camión
				 M²	 KG	 CX	 M²	 KG	 A X B X C (CM) A B C	
45x45x0.85	4.95	18.05	5	1.010	18.23	36	36.360	671	80x120x60	35
33.3x33.3x0.75	9.00	16.40	9	1.000	16.40	68	68.000	1135	80x120x81	21
20x20x0.85	25.00	18.05	20	0.800	14.44	72	57.60	1060	80x120x75	22
10x10x0.6	99	11.50	99	1.000	11.50	48	48.000	572	80x120x60	-

STAIRSTEPS . SKIRTINGS . MOSAICS							
Sizes (cm) Dimensão (cm) Format (cm) Maße (cm) Formato (cm)	Weight / Piece Peso / Peça Poids / Pièce Gewicht / Stück Peso / Pieza	Pieces / Box Peças / Caixa Pièces / Boîte Stück / Karton Piezas / Caja	Weight / Box Peso / Caixa Poids / Boîte Gewicht / Karton Peso / Caja	Sizes (cm) Dimensão (cm) Format (cm) Maße (cm) Formato (cm)	Weight / Piece Peso / Peça Poids / Pièce Gewicht / Stück Peso / Pieza	Pieces / Box Peças / Caixa Pièces / Boîte Stück / Karton Piezas / Caja	Weight / Box Peso / Caixa Poids / Boîte Gewicht / Karton Peso / Caja
							
Skirting 8x45x0.85	0.64	28	17.92	Stairstep 45x45x0.85	3.67	6	22.02
Skirting 8x33.3x0.75	0.45	30	13.50	Stairstep 33.3x33.3x0.75	1.85	9	16.65
Skirting 8x20x0.85	0.30	44	13.20	Mosaic 20x20x0.85	0.73	10	7.30



Aleluia Cerâmicas reserves the right to delete or modify, at any time, partially or completely, any data included in this catalogue without any notice, such as: series, formats, colours , references and price groups.

The colours of the series/products are merely approximate. Shades may differ slightly.

For special applications in wet areas, please contact Aleluia Cerâmicas' technical services.

Aleluia Cerâmicas behält sich das Recht vor, beliebige Daten in jederzeit ohne Ankündigung zu löschen oder zu ändern, so wie: Serie, Formaten, Farben, Referenzen und Preisgruppen.

Die im Katalog Abgebildeten Farben gelten nur als Hinweise, möglich Nähe an der keramischen Realität.

Für besondere anwendungen in nassbereiche, bitte kontaktieren sie die service abteilung von Aleluia Cerâmicas.

A Aleluia Cerâmicas reserva o direito em qualquer momento de eliminar ou modificar, total ou parcialmente qualquer dado deste catálogo sem aviso prévio, tais como: séries, formatos, cores, referências e grupos de preços.

As cores das séries/produtos são meramente indicativas e podem apresentar ligeiras diferenças de tonalidades.

Para aplicações especiais em zonas húmidas, consulte os serviços técnicos da Aleluia Cerâmicas.

Aleluia Cerâmicas reserva el derecho a eliminar o modificar en cualquier momento, total o parcialmente cualquier dato de este catálogo sin previo aviso, como: series, formatos, colores, referencias y grupos de precios.

Los colores de las series/productos son simplemente indicativos y pueden presentar ligeras diferencias de tonalidad.

Para aplicaciones especiales en zonas húmedas, consultar los servicios técnicos de Aleluia Cerâmicas.

Aleluia Cerâmicas se réserve le droit, à tout moment de supprimer ou modifier, totalement ou partiellement les éléments de ce catalogue sans préavis, tel que: série, formats, couleurs, références et groupes de prix.

Le couleur des série/products est purement indicatif et peut présenter de légère différence de tonalité.

Pour des applications spéciales dans des zones humides, consulter les services techniques d'Aleluia Cerâmicas.





ALELUIA\_ML\_ABR 2022

PRIMEIRA ESCOLHA | TABELA APLICÁVEL A TODOS OS CATÁLOGOS EM VIGOR | VER CONDIÇÕES GERAIS DE VENDA \*

Grupo €		€/ M²	Grupo €		€/ M²	Grupo €		€/ M²	Grupo €		€/ Un	Grupo €	€/ Un		
GA			GC			GE			GG			GJ			
GA01	12,95 €		GC01	17,00 €		GE01	14,55 €		GG01	42,20 €		GJ01	1,30 €	GJ54	28,75 €
GA02	13,35 €		GC02	17,80 €		GE02	15,00 €		GG02	44,65 €		GJ02	1,60 €	GJ55	30,75 €
GA03	13,75 €		GC03	18,25 €		GE03	16,20 €		GG03	47,50 €		GJ03	1,80 €	GJ56	33,00 €
GA04	14,55 €		GC04	19,05 €		GE04	16,60 €		GG04	49,95 €		GJ04	2,15 €	GJ57	35,00 €
GA05	15,40 €		GC05	19,85 €		GE05	17,40 €		GG05	52,35 €		GJ05	2,25 €	GJ58	48,00 €
GA06	15,80 €		GC06	20,25 €		GE06	18,25 €		GG06	55,20 €		GJ06	2,40 €	GJ59	64,00 €
GA07	16,60 €		GC07	21,05 €		GE07	18,65 €		GG07	57,65 €		GJ07	2,70 €	GJ60	102,00 €
GA08	17,00 €		GC08	21,50 €		GE08	19,45 €		GG08	60,10 €		GJ08	2,75 €	GJ61	157,00 €
GA09	17,40 €		GC09	22,30 €		GE09	20,25 €		GG09	62,95 €		GJ09	3,10 €	GJ62	186,00 €
GA10	18,65 €		GC10	22,70 €		GE10	21,05 €		GG10	65,40 €		GJ10	3,55 €	GJ63	225,00 €
GA11	19,05 €		GC11	23,50 €		GE11	21,50 €		GG11	70,65 €		GJ11	3,60 €	GJ64	480,00 €
GA12	19,85 €		GC12	23,90 €		GE12	22,30 €		GG12	76,75 €		GJ12	3,90 €	GJ65	560,00 €
GA13	20,65 €		GC13	24,75 €		GE13	23,10 €		GG13	93,00 €		GJ13	4,15 €	GJ66	570,00 €
GA14	21,05 €		GC14	25,55 €		GE14	23,90 €		GG14	107,65 €		GJ14	4,30 €	GJ67	1 655,00 €
GA15	21,90 €		GC15	26,75 €		GE15	25,15 €		GG15	121,90 €		GJ15	4,85 €	GJ68	2 030,00 €
GA16	22,30 €		GC16	28,00 €		GE16	25,55 €					GJ16	5,00 €		
GA17	22,70 €		GC17	29,20 €		GE17	26,35 €		GH			GJ17	5,35 €		
GA18	23,50 €		GC18	30,40 €		GE18	27,15 €		GH01	41,00 €		GJ18	5,60 €		
GA19	23,90 €		GC19	31,65 €		GE19	28,40 €		GH02	45,50 €		GJ19	5,90 €		
GA20	24,75 €		GC20	32,85 €		GE20	30,00 €		GH03	52,50 €		GJ20	6,40 €		
GA21	25,95 €		GC21	34,50 €		GE21	30,85 €		GH04	60,00 €		GJ21	6,45 €		
GA22	27,60 €		GC22	35,70 €		GE22	32,05 €		GH05	72,00 €		GJ22	7,00 €		
GA23	29,20 €		GC23	37,35 €		GE23	41,40 €		GH06	87,00 €		GJ23	7,80 €		
GA24	32,05 €		GC24	38,95 €		GE24	44,25 €		GH07	103,00 €		GJ24	8,05 €		
GA25	34,50 €		GC25	41,00 €		GE25	47,10 €		GH08	141,00 €		GJ25	8,40 €		
									GH09	166,00 €		GJ26	8,70 €		
GB			GD			GF			GH10	184,00 €		GJ27	9,20 €		
GB01	20,25 €		GD01	21,05 €		GF01	22,30 €		GH11	215,00 €		GJ28	9,35 €		
GB02	21,50 €		GD02	21,50 €		GF02	23,10 €					GJ29	9,75 €		
GB03	22,30 €		GD03	22,30 €		GF03	23,50 €					GJ30	10,05 €		
GB04	22,70 €		GD04	22,70 €		GF04	24,30 €		GI			GJ31	10,60 €		
GB05	23,50 €		GD05	23,10 €		GF05	25,15 €		GI01	12,55 €		GJ32	10,70 €		
GB06	23,90 €		GD06	23,50 €		GF06	25,95 €		GI02	13,35 €		GJ33	11,40 €		
GB07	24,75 €		GD07	24,30 €		GF07	26,35 €		GI03	14,15 €		GJ34	11,95 €		
GB08	25,55 €		GD08	25,15 €		GF08	27,60 €		GI04	14,55 €		GJ35	12,05 €		
GB09	26,75 €		GD09	26,75 €		GF09	29,20 €		GI05	15,40 €		GJ36	12,75 €		
GB10	28,00 €		GD10	27,60 €		GF10	30,00 €		GI06	16,20 €		GJ37	14,65 €		
GB11	29,20 €		GD11	28,80 €		GF11	31,25 €		GI07	16,60 €		GJ38	14,75 €		
GB12	30,40 €		GD12	30,00 €		GF12	32,85 €		GI08	17,40 €		GJ39	15,95 €		
GB13	31,65 €		GD13	31,65 €		GF13	33,25 €		GI09	17,80 €		GJ40	17,30 €		
GB14	32,85 €		GD14	32,85 €		GF14	34,10 €		GI10	18,65 €		GJ41	17,55 €		
GB15	34,10 €		GD15	34,10 €		GF15	34,10 €		GI11	19,45 €		GJ42	18,60 €		
GB16	35,70 €		GD16	35,30 €		GF16	35,30 €		GI12	19,85 €		GJ43	18,95 €		
GB17	36,95 €		GD17	36,50 €		GF17	36,50 €		GI13	20,65 €		GJ44	19,90 €		
GB18	37,75 €		GD18	37,75 €		GF18	38,15 €		GI14	21,05 €		GJ45	20,30 €		
GB19	39,75 €		GD19	38,95 €		GF19	39,35 €		GI15	22,30 €		GJ46	21,25 €		
GB20	43,45 €		GD20	41,40 €		GF20	40,60 €		GI16	23,90 €		GJ47	21,70 €		
GB21	47,90 €		GD21	43,85 €		GF21	41,80 €		GI17	25,55 €		GJ48	22,60 €		
GB22	52,35 €		GD22	46,30 €		GF22	43,00 €		GI18	27,15 €		GJ49	23,90 €		
GB23	57,25 €		GD23	48,30 €		GF23	45,45 €		GI19	28,40 €		GJ50	24,50 €		
GB24	62,95 €		GD24	50,75 €		GF24	47,90 €		GI20	29,60 €		GJ51	25,25 €		
GB25	68,65 €		GD25	53,60 €		GF25	55,65 €		GI21	30,85 €		GJ52	25,90 €		
GB26	95,85 €		GD26	56,05 €		GF26	117,80 €		GI22	32,45 €		GJ53	27,35 €		





ALELUIA CERÂMICAS

*Head Office . Sede . Siège . Hauptgeschäftssitz*

Aleluia Cerâmicas, S.A.  
Quinta do Simão | Apt 3024  
Esgueira | 3801-101 Aveiro | Portugal  
Tel (+351) 234 305 600 | Fax (+351) 234 305 699  
geral@aleluia.pt

[www.aleluia.pt](http://www.aleluia.pt)